

SS1 Series

Controlled Avalanche Power Diodes



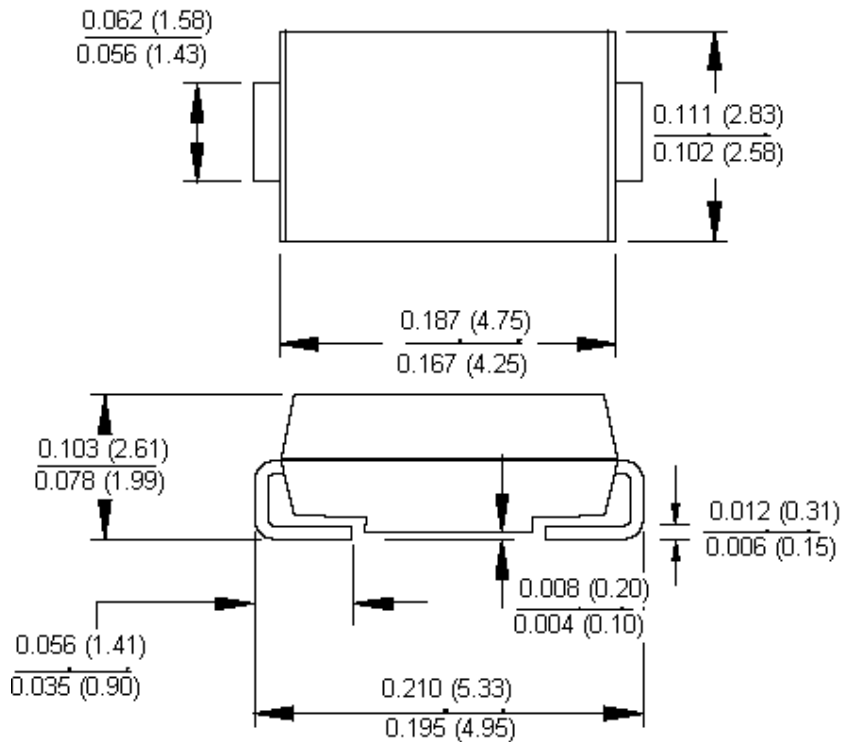
Features:

- For surface mounted application.
- Metal to silicon rectifier, majority carrier conduction.
- Low forward voltage drop.
- Easy pick and place.
- High surge current capability.
- Epitaxial construction.
- High temperature soldering: 250°C/10 seconds at terminals.

Mechanical Data:

Cases : Moulded plastic.
Terminals : Solder plated.
Polarity : Indicated by cathode band.

SMA/DO-214AC



Dimensions : Inches (Millimetres)



Maximum Ratings and Electrical Characteristics

Rating at 25°C ambient temperature unless otherwise specified. Single phase, half wave, 60Hz, resistive or inductive load. For capacitive load, derate current by 20%.

Type Number	SS14	SS16	SS110	Unit
Maximum recurrent peak reverse voltage	40	60	100	V
Maximum RMS voltage	28	42	70	
Maximum DC blocking voltage	40	60	100	
Maximum average forward rectified current at T_L (See Figure 1)	1.0			A
Peak forward surge current, 8.3ms single half sine-wave superimposed on rated load (JEDEC method)	30			
Maximum Instantaneous forward voltage (Note) at 1.0A	0.5	0.75	0.80	V
Maximum DC reverse current at $T_A = 25^\circ\text{C}$ at rated DC blocking voltage at $T_A = 100^\circ\text{C}$	0.5		0.05	mA
	10	5.0	0.5	
Typical thermal resistance (Note 2) $R_{\theta JL}$ $R_{\theta JA}$	28 88			$^\circ\text{C/W}$
Operating temperature range T_J	-65 to +125	-65 to +150		$^\circ\text{C}$
Storage temperature range T_{STG}	-65 to +150			

Notes:

1. Pulse test with $PW = 300\mu\text{sec}$, 1% duty cycle.
2. Measured on PC Board with $0.2 \times 0.2"$ ($5.0 \times 5.0\text{mm}$) copper pad areas.

Ratings and Characteristic Curves

Figure 1 Maximum Forward Current Derating Curve

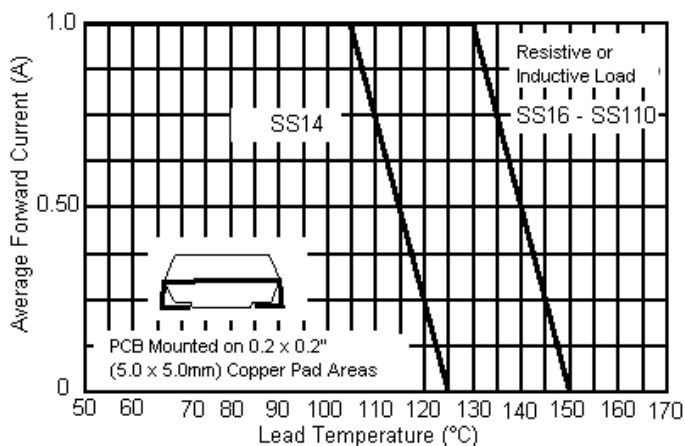


Figure 2 Maximum Non-Repetitive Forward Surge Current

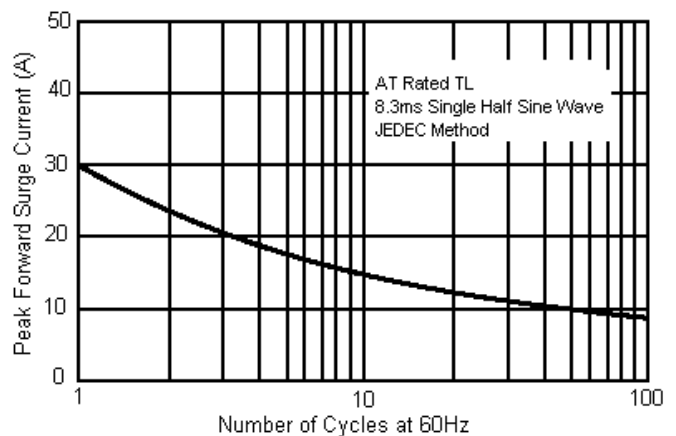


Figure 3 Typical Forward Characteristics

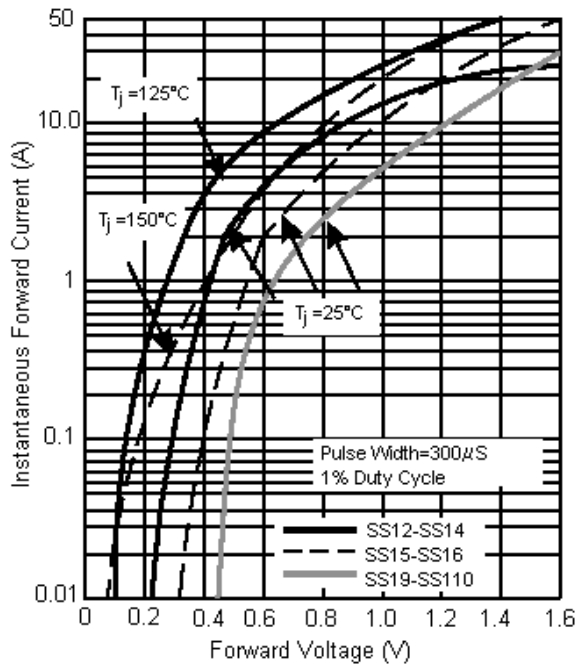


Figure 4 Typical Reverse Characteristics

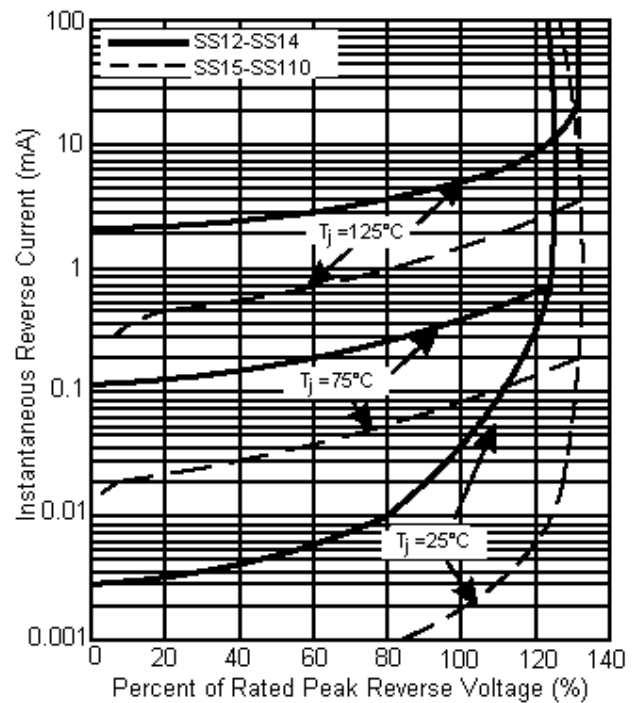
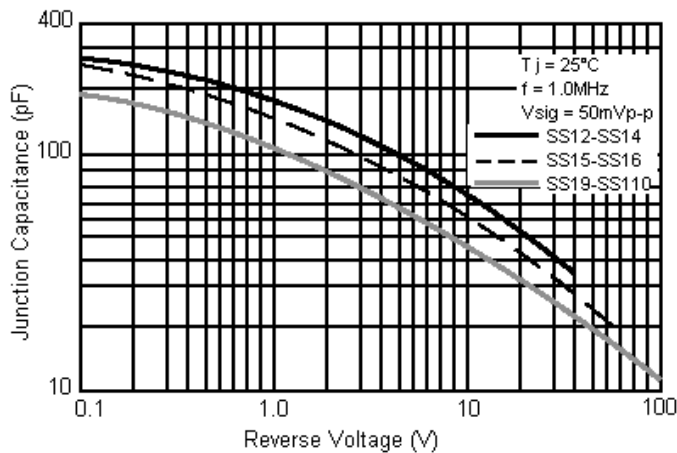


Figure 5 Typical Junction Capacitance



Specifications

I_F (AV) (A)	T_C ($^\circ\text{C}$)	V_{RRM} (V)	V_{FM} maximum (V)	I_{RM} maximum (mA)	Package	Part Number
1	105	40	0.5	0.5	DO-214AC (SMA)	SS14
		60	0.75			SS16
		100	0.8	0.05		SS110

SS1 Series

Controlled Avalanche Power Diodes



Notes:

International Sales Offices:



AUSTRALIA – Farnell InOne
Tel No: ++ 61 2 9645 8888
Fax No: ++ 61 2 9644 7898



FINLAND – Farnell InOne
Tel No: ++ 358 9 560 7780
Fax No: ++ 358 9 345 5411



NETHERLANDS – Farnell InOne
Tel No: ++ 31 30 241 7373
Fax No: ++ 31 30 241 7333



SWITZERLAND – Farnell InOne
Tel No: ++ 41 1 204 64 64
Fax No: ++ 41 1 204 64 54



AUSTRIA – Farnell InOne
Tel No: ++ 43 662 2180 680
Fax No: ++ 43 662 2180 670



FRANCE – Farnell InOne
Tel No: ++ 49 89 61 39 39 39
Fax No: ++ 33 474 68 99 90



NEW ZEALAND – Farnell InOne
Tel No: ++ 64 9 357 0646
Fax No: ++ 64 9 357 0656



UK – Farnell InOne
Tel No: ++ 44 8701 200 200
Fax No: ++ 44 8701 200 201



BELGIUM – Farnell InOne
Tel No: ++ 32 3 475 2810
Fax No: ++ 32 3 227 3648



GERMANY – Farnell InOne
Tel No: ++ 49 89 61 39 39 39
Fax No: ++ 49 89 613 59 01



NORWAY – Farnell InOne
Tel No: ++ 45 44 53 66 66
Fax No: ++ 45 44 53 66 02



UK – BuckHickman InOne
++ 44 8450 510 150
++ 44 8450 510 130



BRAZIL – Farnell-Newark InOne
Tel No: ++ 55 11 4066 9400
Fax No: ++ 55 11 4066 9410



HONG KONG – Farnell-Newark InOne
Tel No: ++ 852 2268 9888
Fax No: ++ 852 2268 9899



PORTUGAL – Farnell InOne
Tel No: ++ 34 93 475 8804
Fax No: ++ 34 93 474 5288



UK – CPC
++ 44 8701 202 530
++ 44 8701 202 531



CHINA – Farnell-Newark InOne
Tel No: ++86 10 6238 5152
Fax No: ++86 10 6238 5022



IRELAND – Farnell InOne
Tel No: ++ 353 1 830 9277
Fax No: ++ 353 1 830 9016



SINGAPORE – Farnell-Newark InOne
Tel No: ++ 65 6788 0200
Fax No: ++ 65 6788 0300



EXPORT – Farnell InOne
Tel No: ++ 44 8701 200 208
Fax No: ++ 44 8701 200 209

For enquiries from all other markets



DENMARK – Farnell InOne
Tel No: ++ 45 44 53 66 44
Fax No: ++ 45 44 53 66 06



ITALY – Farnell InOne
Tel No: ++ 39 02 93 995 200
Fax No: ++ 39 02 93 995 300



SPAIN – Farnell InOne
Tel No: ++ 34 93 475 8805
Fax No: ++ 34 93 474 5107



ESTONIA – Farnell InOne
Tel No: ++ 358 9 560 7780
Fax No: ++ 358 9 345 5411



MALAYSIA – Farnell-Newark InOne
Tel No: ++ 60 3 7873 8000
Fax No: ++ 60 3 7873 7000



SWEDEN – Farnell InOne
Tel No: ++ 46 8 730 50 00
Fax No: ++ 46 8 83 52 62

<http://www.farnellinone.com>

<http://www.buckhickmaninone.com>

<http://www.cpc.co.uk>

Disclaimer This data sheet and its contents (the "Information") belong to the Premier Farnell Group (the "Group") or are licensed to it. No licence is granted for the use of it other than for information purposes in connection with the products to which it relates. No licence of any intellectual property rights is granted. The Information is subject to change without notice and replaces all data sheets previously supplied. The Information supplied is believed to be accurate but the Group assumes no responsibility for its accuracy or completeness, any error in or omission from it or for any use made of it. Users of this data sheet should check for themselves the Information and the suitability of the products for their purpose and not make any assumptions based on information included or omitted. Liability for loss or damage resulting from any reliance on the Information or use of it (including liability resulting from negligence or where the Group was aware of the possibility of such loss or damage arising) is excluded. This will not operate to limit or restrict the Group's liability for death or personal injury resulting from its negligence. Multicomp is the registered trademark of the Group. © Premier Farnell plc 2004.

