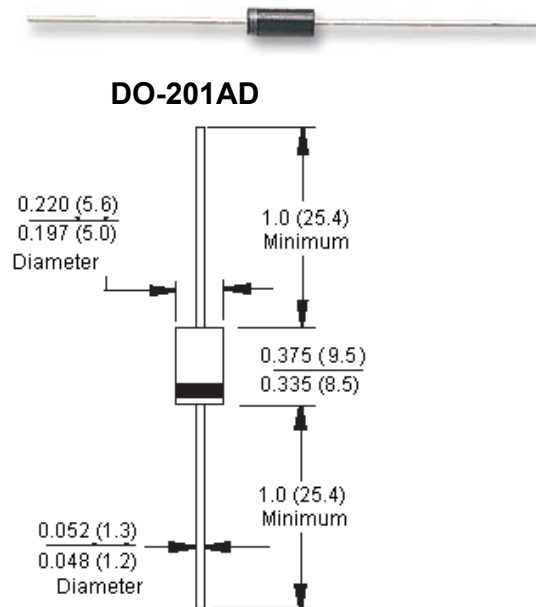


1N5820 Series

Power Diodes - Schottky



3A Axial



Dimensions : Inches (Millimetres)

Features:

- Low forward voltage drop.
- High current capability.
- High reliability.
- High surge current capability.

Mechanical Data:

Cases : Moulded plastic DO-201AD.
Lead : Axial leads, solderable per MIL-STD-202, Method 208 guaranteed.
Polarity : Colour band denotes cathode end.
High temperature : 260°C/10 seconds/0.375", (9.5mm) lead soldering guaranteed lengths at 5lbs., (2.3kg) tension.

Maximum Ratings and Electrical Characteristics

Rating at 25°C ambient temperature unless otherwise specified. Single phase, half wave, 60Hz, resistive or inductive load. For capacitive load, derate current by 20%.

Type Number	Symbol	1N5820	1N5821	1N5822	Unit
Maximum recurrent peak reverse voltage	V_{RRM}	20	30	40	V
Maximum RMS voltage	V_{RMS}	14	21	28	
Maximum DC blocking voltage	V_{DC}	20	30	40	
Maximum average forward rectified current 0.375" (9.5mm) Lead Length at $T_L = 90^\circ\text{C}$	$I_{(AV)}$	3.0			A
Peak forward surge current, 8.3ms single half sine-wave superimposed on rated load (JEDEC Method)	I_{FSM}	80			
Maximum instantaneous forward voltage at 3.0A	V_F	0.475	0.500	0.525	V
Maximum instantaneous forward voltage at 9.0A		0.850	0.900	0.950	V
Maximum DC reverse current at $T_A = 25^\circ\text{C}$ at rated DC blocking voltage at $T_A = 100^\circ\text{C}$	I_R	2.0 20			mA
Typical thermal resistance (Note 1)	$R_{\theta JA}$	40			$^\circ\text{C/W}$
Typical junction capacitance (Note 2)	C_J	200			pF
Operating temperature range	T_j	-65 to +125			$^\circ\text{C}$
Storage temperature range	T_{stg}				

Notes:

1. Mount on Cu-pad size 16mm x 16mm on PCB.
2. Measured at 1MHz and applied reverse voltage of 4.0V dc.



1N5820 Series

Power Diodes - Schottky



Ratings and Characteristic Curves

Figure 1 Maximum Forward Current Derating Curve

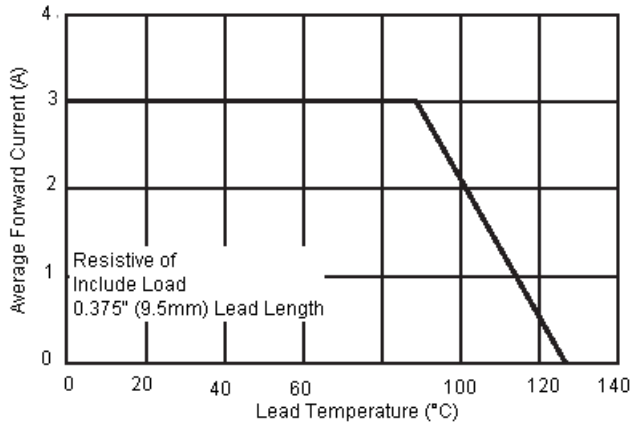


Figure 2 Typical Reverse Characteristics

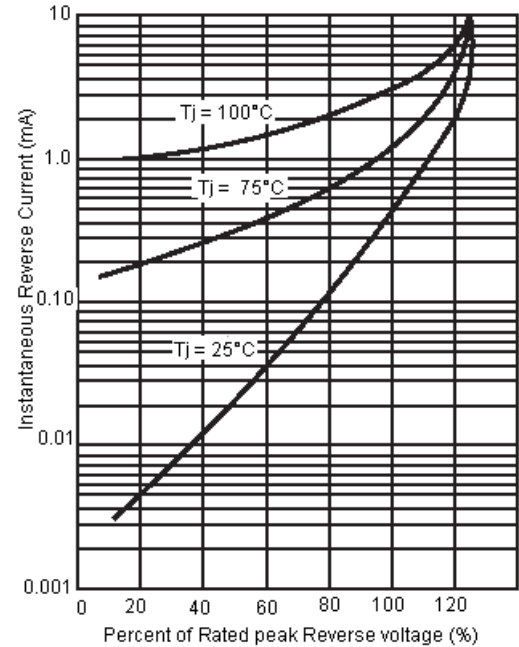


Figure 3 Maximum Non-Repetitive Forward Surge Current

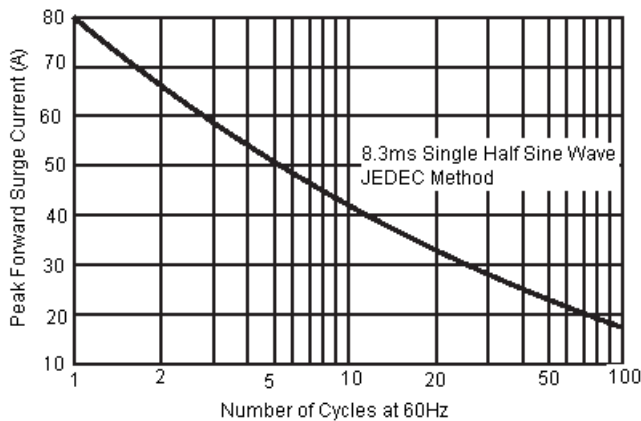
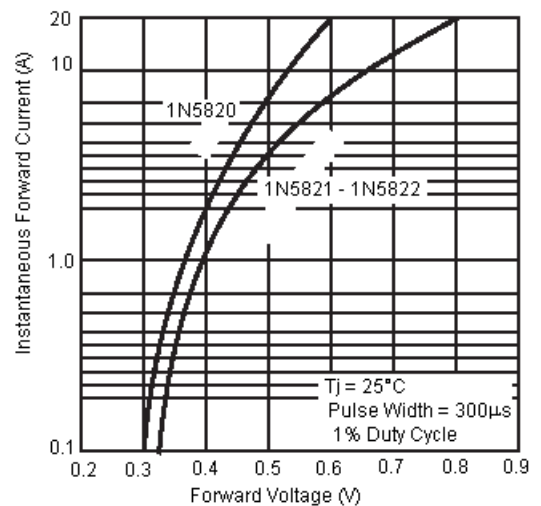


Figure 4 Typical Forward Characteristics

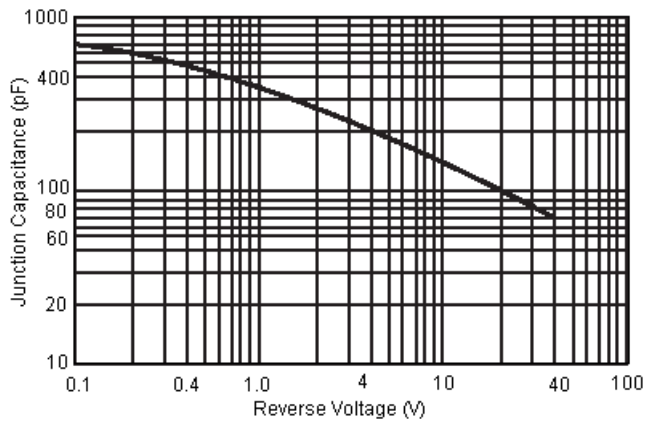


1N5820 Series

Power Diodes - Schottky



Figure 5 Typical Junction Capacitance



Specifications

I_F (av) maximum (A)	V_{RRM} maximum (v)	V_F (V) at $I_F = 3A$	I_{FSM} (A)	Length	Diameter	Package	Part Number
3	20	0.47	80	9.5	5.6	DO-201AD	1N5820
	30	0.5					1N5821
	40	0.52					1N5822

Dimensions : Millimetres



1N5820 Series

Power Diodes - Schottky



Notes:

International Sales Offices:

 AUSTRALIA – Farnell InOne Tel No: ++ 61 2 9645 8888 Fax No: ++ 61 2 9644 7898	 FINLAND – Farnell InOne Tel No: ++ 358 9 560 7780 Fax No: ++ 358 9 345 5411	 NETHERLANDS – Farnell InOne Tel No: ++ 31 30 241 7373 Fax No: ++ 31 30 241 7333	 SWITZERLAND – Farnell InOne Tel No: ++ 41 1 204 64 64 Fax No: ++ 41 1 204 64 54
 AUSTRIA – Farnell InOne Tel No: ++ 43 662 2180 680 Fax No: ++ 43 662 2180 670	 FRANCE – Farnell InOne Tel No: ++ 33 474 68 99 99 Fax No: ++ 33 474 68 99 90	 NEW ZEALAND – Farnell InOne Tel No: ++ 64 9 357 0646 Fax No: ++ 64 9 357 0656	 UK – Farnell InOne Tel No: ++ 44 8701 200 200 Fax No: ++ 44 8701 200 201
 BELGIUM – Farnell InOne Tel No: ++ 32 3 475 2810 Fax No: ++ 32 3 227 3648	 GERMANY – Farnell InOne Tel No: ++ 49 89 61 39 39 39 Fax No: ++ 49 89 613 59 01	 NORWAY – Farnell InOne Tel No: ++ 45 44 53 66 66 Fax No: ++ 45 44 53 66 02	 UK – BuckHickman InOne ++ 44 8450 510 150 ++ 44 8450 510 130
 BRAZIL – Farnell-Newark InOne Tel No: ++ 55 11 4066 9400 Fax No: ++ 55 11 4066 9410	 HONG KONG – Farnell-Newark InOne Tel No: ++ 852 2268 9888 Fax No: ++ 852 2268 9899	 PORTUGAL – Farnell InOne Tel No: ++ 34 93 475 8804 Fax No: ++ 34 93 474 5288	 UK – CPC ++ 44 8701 202 530 ++ 44 8701 202 531
 CHINA – Farnell-Newark InOne Tel No: ++86 10 6238 5152 Fax No: ++86 10 6238 5022	 IRELAND – Farnell InOne Tel No: ++ 353 1 830 9277 Fax No: ++ 353 1 830 9016	 SINGAPORE – Farnell-Newark InOne Tel No: ++ 65 6788 0200 Fax No: ++ 65 6788 0300	 EXPORT – Farnell InOne Tel No: ++ 44 8701 200 208 Fax No: ++ 44 8701 200 209
 DENMARK – Farnell InOne Tel No: ++ 45 44 53 66 44 Fax No: ++ 45 44 53 66 06	 ITALY – Farnell InOne Tel No: ++ 39 02 93 995 200 Fax No: ++ 39 02 93 995 300	 SPAIN – Farnell InOne Tel No: ++ 34 93 475 8805 Fax No: ++ 34 93 474 5107	
 ESTONIA – Farnell InOne Tel No: ++ 358 9 560 7780 Fax No: ++ 358 9 345 5411	 MALAYSIA – Farnell-InOne Tel No: ++ 60 3 7873 8000 Fax No: ++ 60 3 7873 7000	 SWEDEN – Farnell InOne Tel No: ++ 46 8 730 50 00 Fax No: ++ 46 8 83 52 62	

For enquiries from all other markets

<http://www.farnellinone.com>

<http://www.buckhickmaninone.com>

<http://www.cpc.co.uk>

Disclaimer This data sheet and its contents (the "Information") belong to the Premier Farnell Group (the "Group") or are licensed to it. No licence is granted for the use of it other than for information purposes in connection with the products to which it relates. No licence of any intellectual property rights is granted. The Information is subject to change without notice and replaces all data sheets previously supplied. The Information supplied is believed to be accurate but the Group assumes no responsibility for its accuracy or completeness, any error in or omission from it or for any use made of it. Users of this data sheet should check for themselves the Information and the suitability of the products for their purpose and not make any assumptions based on information included or omitted. Liability for loss or damage resulting from any reliance on the Information or use of it (including liability resulting from negligence or where the Group was aware of the possibility of such loss or damage arising) is excluded. This will not operate to limit or restrict the Group's liability for death or personal injury resulting from its negligence. Multicomp is the registered trademark of the Group. © Premier Farnell plc 2004.

