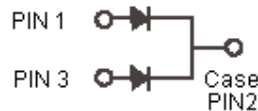
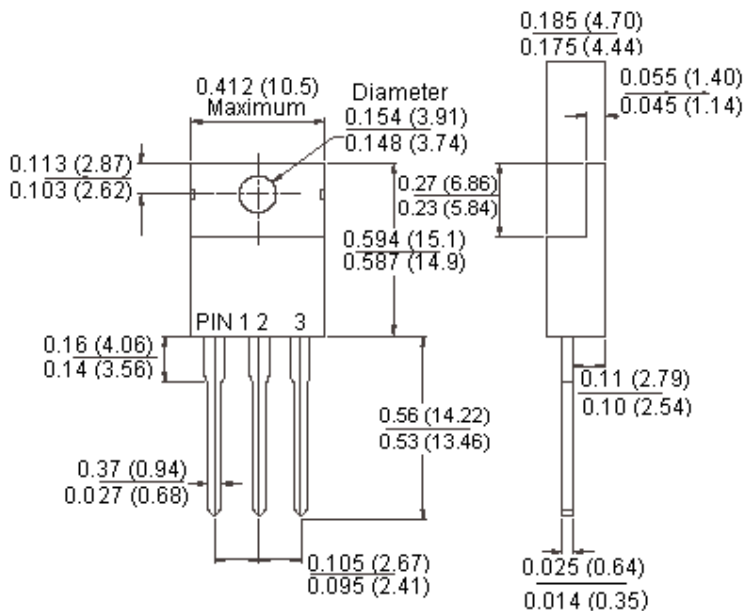




Features:

- Plastic material.
- Metal silicon rectifier, majority carrier conduction.
- Low power loss, high efficiency.
- High current capability, low forward voltage drop.
- High surge capability.
- For use in low voltage, high frequency inverters, free wheeling, and polarity protection applications.
- Guardring for over voltage protection.
- High temperature soldering guaranteed: 260°C/10 seconds, 0.25 inch (6.35mm) from case.

TO-220AB



Dimensions : Inches (Millimetres)

Mechanical Data:

Cases	: JEDEC TO-220AB moulded plastic body.
Terminals	: Pure tin plated, lead free, solderable per MIL-STD-750, Method 2026.
Polarity	: As marked.
Mounting position	: Any.
Mounting torque	: 5 in. - lbs. maximum.
Weight	: 0.08 ounce, 2.24 grams.

Maximum Ratings and Electrical Characteristics

Rating at 25°C ambient temperature unless otherwise specified.

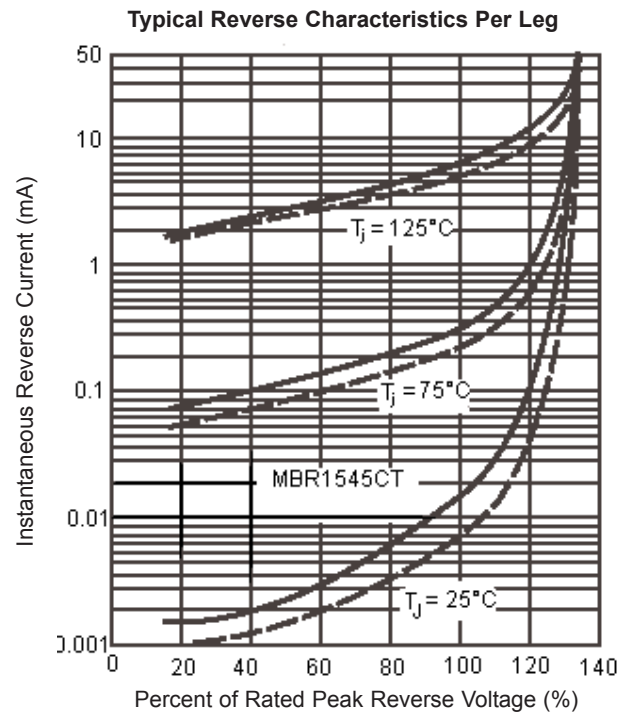
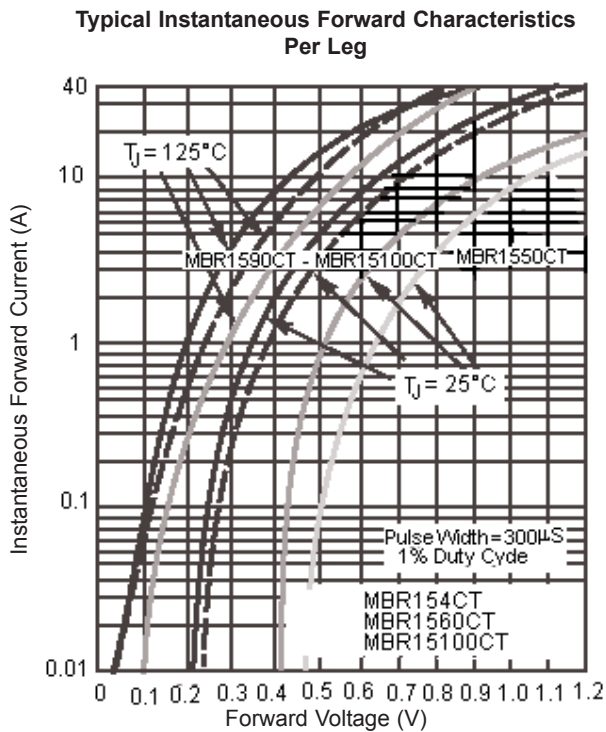
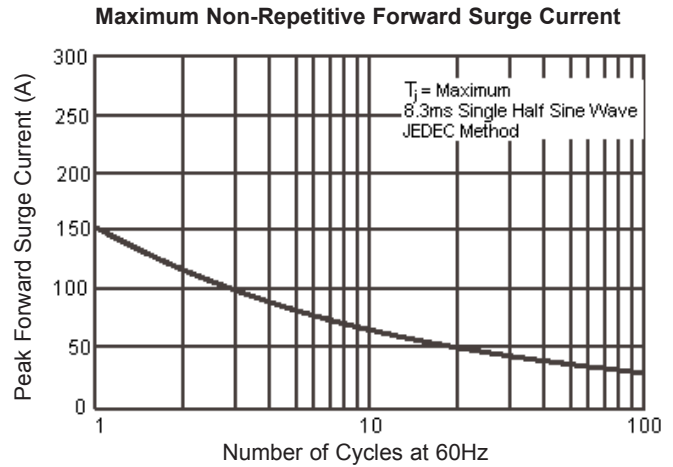
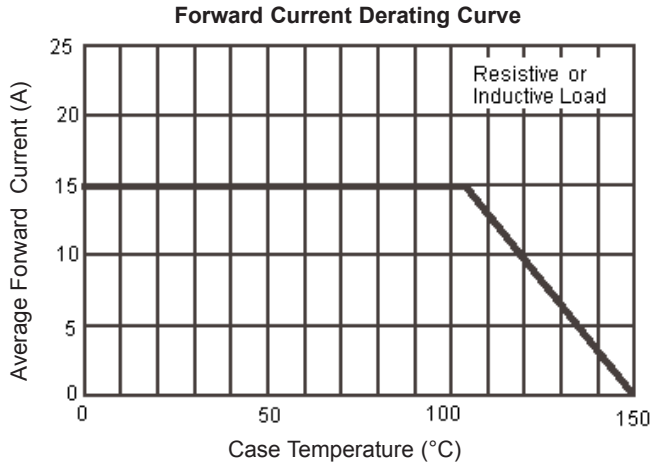
Single phase, half wave, 60Hz, resistive or inductive load.

For capacitive load, derate current by 20%.

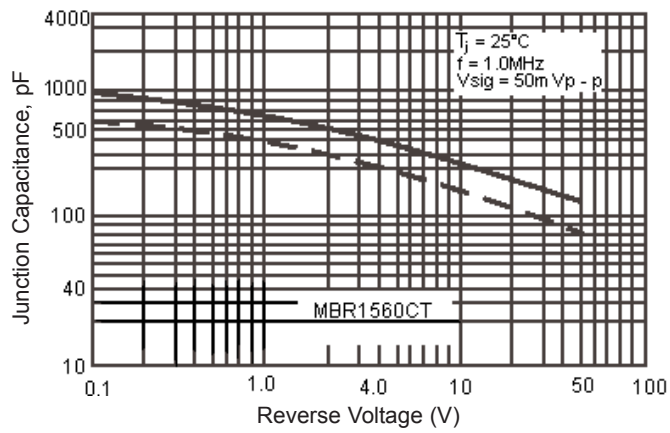
Type Number	Symbol	MBR 1545CT	MBR 1560CT	MBR 15100CT	Units
Maximum Recurrent Peak Reverse Voltage	V_{RRM}	45	60	100	V
Maximum RMS Voltage	V_{RMS}	31	42	70	
Maximum DC Blocking Voltage	V_{DC}	45	60	100	
Maximum Average Forward Rectified Current at $T_C = 105^\circ\text{C}$	$I_{(AV)}$	15			A
Peak Repetitive Forward Current (Rated V_R , Square Wave, 20KHz) at $T_C = 105^\circ\text{C}$	I_{FRM}	15			
Peak Forward Surge Current, 8.3ms Single Half Sine-wave Superimposed on Rated Load (JEDEC method)	I_{FSM}	150			
Peak Repetitive Reverse Surge Current (Note 1)	I_{RRM}	1.0	0.5		
Maximum Instantaneous Forward Voltage at: (Note 2) $I_F = 7.5\text{A}, T_C = 25^\circ\text{C}$ $I_F = 7.5\text{A}, T_C = 125^\circ\text{C}$ $I_F = 15\text{A}, T_C = 25^\circ\text{C}$ $I_F = 15\text{A}, T_C = 125^\circ\text{C}$	V_F	0.57 0.84 0.72 -	0.75 0.65 - -	0.92 0.82 - -	V
Maximum Instantaneous Reverse Current at $T_C = 25^\circ\text{C}$ at Rated DC Blocking Voltage at $T_C = 125^\circ\text{C}$ (Note 2)	I_R	0.5 10	0.3 7.5	0.1 5.0	μA μA
Voltage Rate of Change (Rated V_R)	dV/dt	10,000			$\text{V}/\mu\text{S}$
Typical Junction Capacitance	C_j	400		200	pF
Maximum Typical Thermal Resistance, (Note 3)	$R_{\theta JA}$ $R_{\theta JC}$	10 1.5			$^\circ\text{C}/\text{W}$
Operating Junction Temperature Range	T_J	-65 to +150			$^\circ\text{C}$
Storage Temperature Range	T_{STG}	-65 to +175			

- Notes: 1. $2.0\mu\text{s}$ Pulse Width, $f = 1.0\text{KHz}$.
 2. Pulse Test: $300\mu\text{s}$ Pulse Width, 1% Duty Cycle.
 3. Mount on Heatsink Size of 2 x 3 x 0.25 inches Al-Plate.

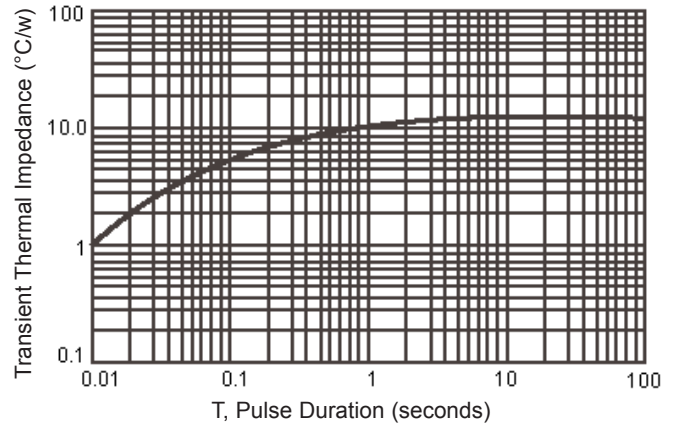
Ratings and Characteristic Curves (MBR15100CT, MBR1545CT and MBR1560CT)



Typical Junction Capacitance Per Leg



Typical Transient Thermal Characteristics Per Leg



Part Number Table

Description	Part Number
Diode, Schottky, 15A, 100V	MBR15100CT
Diode, Schottky, 15A, 45V	MBR1545CT
Diode, Schottky, 15A, 60V	MBR1560CT

Notes:

International Sales Offices:

	AUSTRALIA - Farnell Tel No: ++61 1300 361 005 Fax No: ++61 1300 361 225		FINLAND - Farnell Tel No: ++358 9 560 7780 Fax No: ++358 9 345 5411		ITALY - Farnell Tel No: ++39 02 93 995 200 Fax No: ++39 02 93 995 300		SPAIN - Farnell Tel No: 901 20 20 80 Fax No: 901 20 20 90
	AUSTRIA - Farnell Tel No: ++43 662 2180 680 Fax No: ++43 662 2180 670		FRANCE - Farnell Tel No: ++33 474 68 99 99 Fax No: ++33 474 68 99 90		MALAYSIA - Farnell-Newark Tel No: ++60 3 7873 8000 Fax No: ++60 3 7873 7000		SWEDEN - Farnell Tel No: ++46 8 730 50 00 Fax No: ++46 8 83 52 62
	BELGIUM - Farnell Tel No: ++32 3 475 2810 Fax No: ++32 3 227 3648		GERMANY - Farnell Tel No: ++49 89 61 39 39 39 Fax No: ++49 89 613 59 01		NETHERLANDS - Farnell Tel No: ++31 30 241 7373 Fax No: ++31 30 241 7333		SWITZERLAND - Farnell Tel No: ++44 204 64 64 Fax No: ++44 204 64 54
	BRAZIL - Farnell-Newark Tel No: ++55 11 4066 9400 Fax No: ++55 11 4066 9410		HONG KONG - Farnell-Newark Tel No: ++852 2268 9888 Fax No: ++852 2268 9899		NEW ZEALAND - Farnell Tel No: 0800 90 80 80 Fax No: 0800 90 80 81		UK - Farnell Tel No: ++44 8701 200 200 Fax No: ++44 8701 200 201
	CHINA - Farnell-Newark Tel No: ++86 10 6238 5152 Fax No: ++86 10 6238 5022		HUNGARY - Farnell Tel No: ++44 870 1200 208 Fax No: ++44 870 1200 209		NORWAY - Farnell Tel No: 800 146 70 Fax No: 800 146 76		UK - CPC ++44 8701 202 530 ++44 8701 202 531
	CZECH REPUBLIC - Farnell Tel No: ++44 870 1200 208 Fax No: ++44 870 1200 209		INDIA - Farnell Tel No: ++44 870 1200 208 Fax No: ++44 870 1200 209		PORTUGAL - Farnell Tel No: ++34 93 475 8804 Fax No: ++34 93 474 5288		USA - Newark Tel No: 800 463 9275
	DENMARK - Farnell Tel No: ++45 44 53 66 44 Fax No: ++45 44 53 66 06		IRELAND - Farnell Tel No: ++353 1 830 9277 Fax No: ++353 1 830 9016		RUSSIA - Farnell Tel No: ++44 870 1200 208 Fax No: ++44 870 1200 209	 EXPORT - Farnell Tel No: ++44 8701 200 208 Fax No: ++44 8701 200 209 For enquiries from all other markets	
	ESTONIA - Farnell Tel No: ++358 9 560 7780 Fax No: ++358 9 345 5411		ISRAEL - Farnell Tel No: ++180 937 0015 Fax No: ++180 937 0014		SINGAPORE - Farnell-Newark Tel No: ++65 6788 0200 Fax No: ++65 6788 0300		

Disclaimer This data sheet and its contents (the "Information") belong to the Premier Farnell Group (the "Group") or are licensed to it. No licence is granted for the use of it other than for information purposes in connection with the products to which it relates. No licence of any intellectual property rights is granted. The Information is subject to change without notice and replaces all data sheets previously supplied. The Information supplied is believed to be accurate but the Group assumes no responsibility for its accuracy or completeness, any error in or omission from it or for any use made of it. Users of this data sheet should check for themselves the Information and the suitability of the products for their purpose and not make any assumptions based on information included or omitted. Liability for loss or damage resulting from any reliance on the Information or use of it (including liability resulting from negligence or where the Group was aware of the possibility of such loss or damage arising) is excluded. This will not operate to limit or restrict the Group's liability for death or personal injury resulting from its negligence. SPC Multicomp is the registered trademark of the Group. © Premier Farnell plc 2008.