

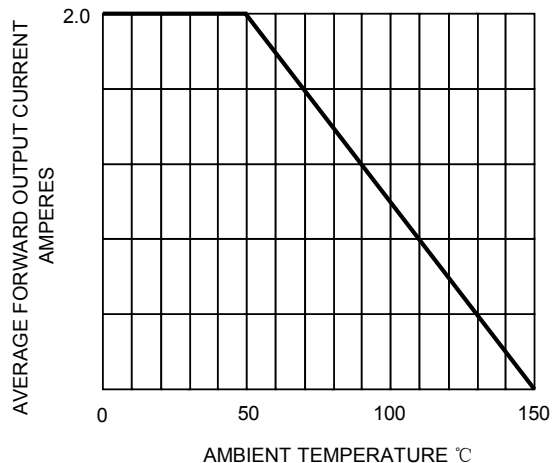
<b>GLASS PASSIVATED BRIDGE RECTIFIERS</b>	<p>REVERSE VOLTAGE - 50 to 1000Volts FORWARD CURRENT - 2.0 Amperes</p>
<p><b>FEATURES</b></p> <ul style="list-style-type: none"> <li>● Surge overload rating -60 amperes peak</li> <li>● Ideal for printed circuit board</li> <li>● Plastic material has UL flammability classification 94V-0</li> <li>● Mounting position :Any</li> </ul>	<p style="text-align: center;">Dimensions in inches and (millimeters)</p>

**MAXIMUM RATINGS AND ELECTRICAL CHARACTERISTICS**

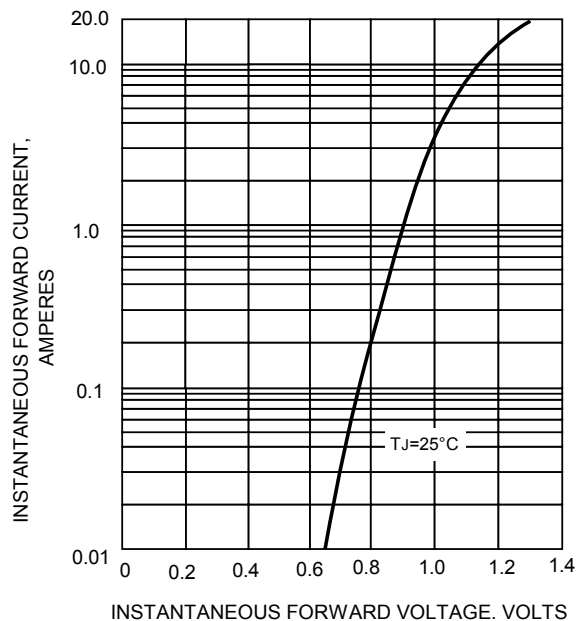
Rating at 25°C ambient temperature unless otherwise specified.  
Resistive or inductive load,60HZ.  
For capacitive load, derate current by 20%

CHARACTERISTICS	SYMBOL	KBP 2005G	KBP 201G	KBP 202G	KBP 204G	KBP 206G	KBP 208G	KBP 210G	UNIT
Maximum Recurrent Peak Reverse Voltage	V <sub>RRM</sub>	50	100	200	400	600	800	1000	V
Maximum RMS Bridge Input Voltage	V <sub>RMS</sub>	35	70	140	280	420	560	700	V
Maximum DC Blocking Voltage	V <sub>DC</sub>	50	100	200	400	600	800	1000	V
Maximum Average Forward Rectified Output Current @T <sub>A</sub> =50 °C	I <sub>(AV)</sub>	2.0							A
Peak Forward Surge Current , 8.3ms Single Half Sine-Wave Super Imposed on Rated Load	I <sub>FSM</sub>	60							A
Maximum Forward Voltage Drop Per Bridge Element at 2.0A Peak	V <sub>F</sub>	1.1							V
Maximum Reverse Current at Rated DC Blocking Voltage Per Element	I <sub>R</sub>	10.0							µA
Maximum Reverse Current at Rated DC Blocking Voltage Per Element @T <sub>J</sub> =100°C	I <sub>R</sub>	1.0							mA
Operating Temperature Range	T <sub>J</sub>	-55 to +150							°C
Storage Temperature Range	T <sub>STG</sub>	-55 to +150							°C

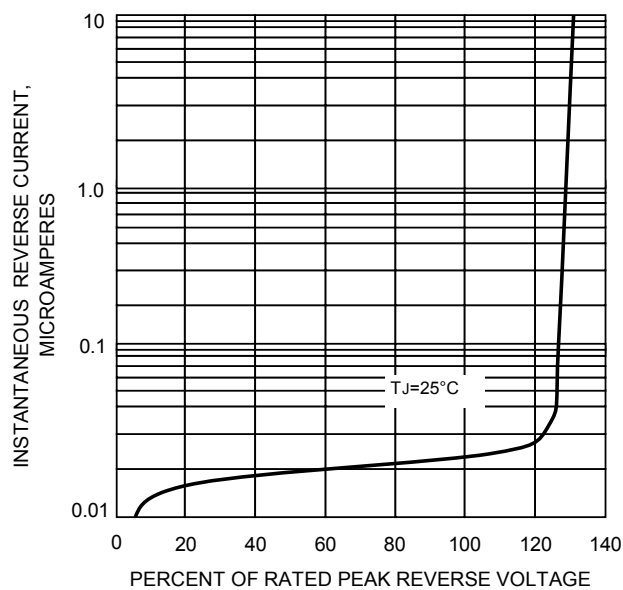
**FIG.1-DERATING CURVE**  
**OUTPUT RECTIFIED CURRENT**



**FIG.2-TYPICAL FORWARD**  
**CHARACTERISTICS**



**FIG.3-TYPIACL REVERSE CHARACTERISTICS**



**FIG.4-MAXIMUM FORWARD SURGE CURRENT**

