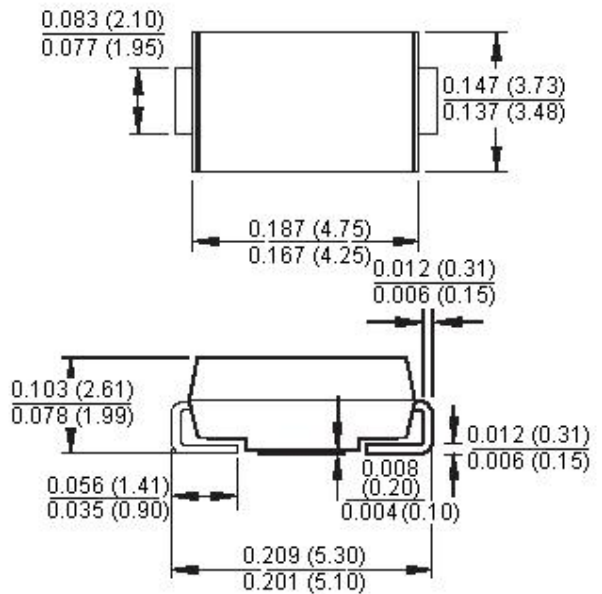




Features:

- For surface mounted application in order to optimize board space.
- Low profile package.
- Built-in strain relief.
- Glass passivated junction.
- Excellent clamping capability.
- Fast response time: typically less than 1.0ps from 0 volt to BV minimum.
- Typical I_R less than $1\mu A$ above 10V.
- High temperature soldering guaranteed: $260^\circ C/10$ seconds at terminals.
- Plastic material used carries.
- 600 watts peak pulse power capability with a $10 \times 1000\mu s$ waveform by 0.01% duty cycle.

SMB/DO-214AA



Mechanical Data

Case	: Molded plastic
Terminals	: Pure tin plated lead free.
Polarity	: Indicated by cathode band.
Standard packaging	: 12mm tape (EIA STD RS-481).
Weight	: 0.093 gram.

Maximum Ratings and Electrical Characteristics

Rating at $25^\circ C$ ambient temperature unless otherwise specified.

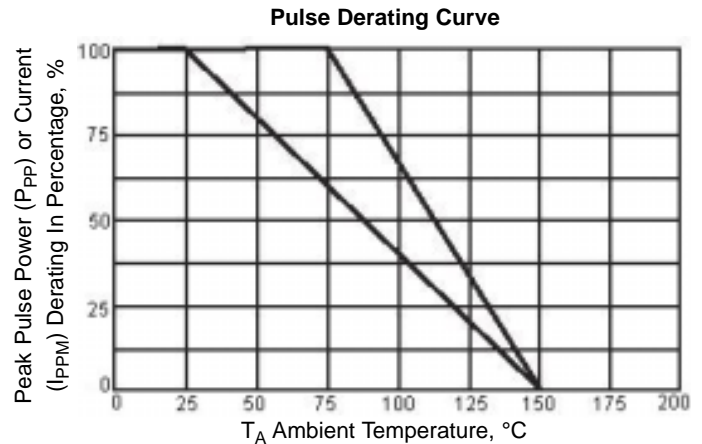
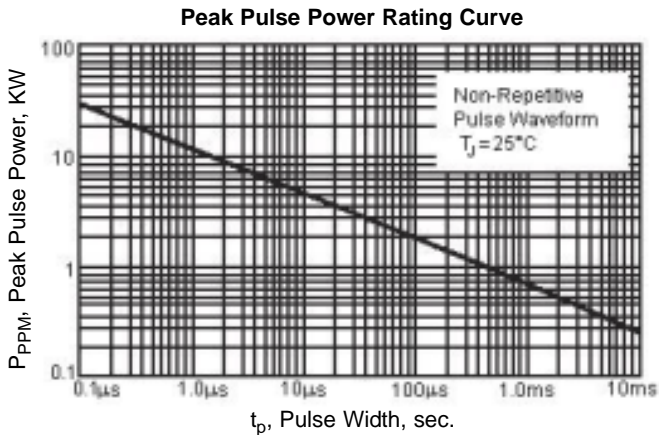
Type Number	Symbol	Value	Units
Peak Power Dissipation at $T_A = 25^\circ\text{C}$, $T_p = 1\text{ms}$ (Note 1)	P_{PK}	Minimum 600	Watts
Steady State Power Dissipation	P_D	3	
Peak Forward Surge Current, 8.3ms Single Half Sine-wave Superimposed on Rated Load (JEDEC method) (Note 2, 3) - Unidirectional Only	I_{FSM}	100	Amps
Maximum Instantaneous Forward Voltage at 50.0A for Unidirectional Only (Note 4)	V_F	3.5/5.0	Volts
Typical Thermal Resistance (Note 5)	$R_{\theta JC}$ $R_{\theta JA}$	10 55	$^\circ\text{C/W}$
Operating and Storage Temperature Range	T_J, T_{STG}	-65 to +150	$^\circ\text{C}$

- Notes:
1. Non-repetitive current pulse and derated above $T_A = 25^\circ\text{C}$.
 2. Mounted on 5.0mm^2 (0.013mm thick) copper pads to each terminal.
 3. 8.3ms single half sine-wave or equivalent square wave, duty cycle = 4 pulses per minutes maximum.
 4. $V_F = 3.5\text{V}$ on P6SMB6.8 thru P6SMB91 devices and $V_F = 5.0\text{V}$ on P6SMB100 thru P6SMB220 devices.
 5. Measured on P.C.B. with 0.27×0.27 Inch ($7.0 \times 7.0\text{mm}$) copper pad areas.

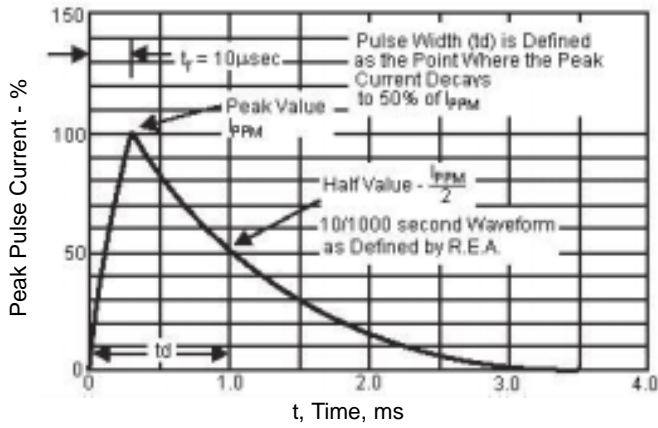
Devices for bipolar applications

1. For bidirectional use C or CA suffix for types P6SMB6.8 through types P6SMB220A.
2. Electrical characteristics apply in both directions.

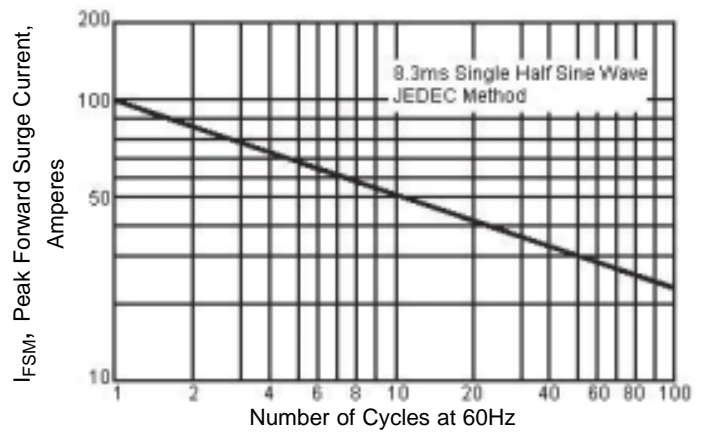
Ratings and Characteristic Curves



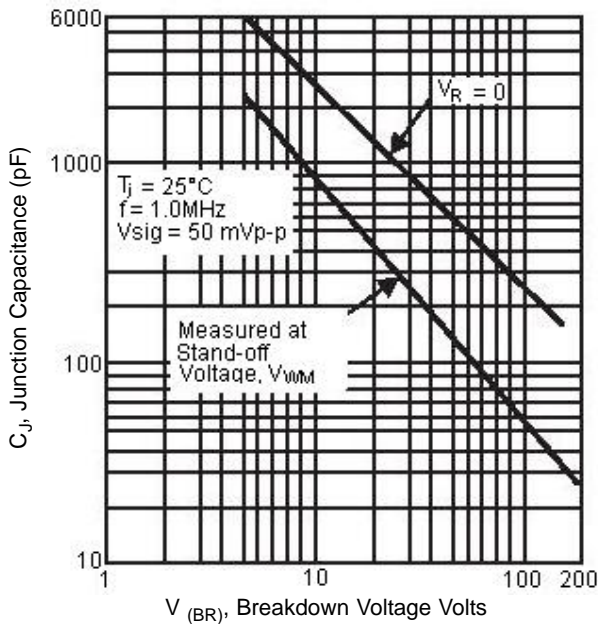
Clamping Power Pulse Waveform



Maximum Non-Repetitive Forward Surge Current Unidirectional Only



Typical Junction Capacitance (Unidirectional)



Electrical Characteristics ($T_A = 25^\circ\text{C}$ unless otherwise noted)

Device		Device Marking Code	Breakdown Voltage		Test Current at I_T (mA)	Stand-Off Voltage V_{WM} (Volts)	Maximum Reverse Leakage at V_{WM} I_D (μA)	Maximum Peak Pulse Current I_{RSM} (Note 2) (Amps)	Maximum Clamping Voltage at I_{PPM} V_C (Volts)	Maximum Temperature Coefficient of V_{BR} ($\%/^\circ\text{C}$)	
			V_{BR} (Volts) (Note 1)								
Unidirectional	Bidirectional		Minimum	Maximum							
P6SMB100A	P6SMB100CA	MXJ	95.0	105.0	1.0	85.5	5.0	4.5	137.0	0.106	
P6SMB10A	P6SMB10CA	KPJ	9.50	10.5		8.55	10.0	43.0	14.5	0.073	
P6SMB150A	P6SMB150CA	NKJ	143.0	158.0		128.0	5.0	3.0	207.0	0.108	
P6SMB18A	P6SMB18CA	LEJ	17.1	18.9		15.3		25.0	25.2	0.088	
P6SMB200A	P6SMB200CA	NTJ	190.0	210.0		171.0		2.2	274.0	0.108	
P6SMB22A	P6SMB22CA	LKJ	20.9	23.1		18.8		20.0	30.6	0.092	
P6SMB27A	P6SMB27CA	LPJ	25.7	28.4		23.1		16.8	37.5	0.096	
P6SMB33A	P6SMB33CA	LTJ	31.4	34.7		28.2		13.8	45.7	0.098	
P6SMB36A	P6SMB36CA	LVJ	34.2	37.8		30.8		12.6	49.9	0.099	
P6SMB39A	P6SMB39CA	LXJ	37.1	41.0		33.3		11.6	53.9	0.100	
P6SMB47A	P6SMB47CA	MEJ	44.7	49.4		40.2		9.7	64.8	0.101	
P6SMB62A	P6SMB62CA	MMJ	58.9	65.1		53.0		7.4	85.0	0.104	
P6SMB68A	P6SMB68CA	MPJ	64.6	71.4		58.1		6.8	92.0		
P6SMB6V8A	P6SMB6V8CA	KEJ	6.45	7.14		10.0		5.80	1000.0	60.0	10.5

Notes:

- V_{BR} measured after I_T applied for $300\mu\text{s}$, I_T = square wave pulse or equivalent.
- Surge current waveform and derate.
- For bipolar types having V_{WM} of 10 volts and under, the I_D limit is doubled.
- For bidirectional use C or CA suffix for types P6SMB6.8 through P6SMB220A.
- All terms and symbols are consistent with ANSI/IEEE C62.35.

Notes:

International Sales Offices:

 AUSTRALIA - Farnell Tel No: ++61 1300 361 005 Fax No: ++61 1300 361 225	 FINLAND - Farnell Tel No: ++ 358 9 560 7780 Fax No: ++ 358 9 345 5411	 ITALY - Farnell Tel No: ++ 39 02 93 995 200 Fax No: ++ 39 02 93 995 300	 SPAIN - Farnell Tel No: 901 20 20 80 Fax No: 901 20 20 90
 AUSTRIA - Farnell Tel No: ++ 43 662 2180 680 Fax No: ++ 43 662 2180 670	 FRANCE - Farnell Tel No: ++ 33 474 68 99 99 Fax No: ++ 33 474 68 99 90	 MALAYSIA - Farnell-Newark Tel No: ++ 60 3 7873 8000 Fax No: ++ 60 3 7873 7000	 SWEDEN - Farnell Tel No: ++ 46 8 730 50 00 Fax No: ++ 46 8 83 52 62
 BELGIUM - Farnell Tel No: ++ 32 3 475 2810 Fax No: ++ 32 3 227 3648	 GERMANY - Farnell Tel No: ++ 49 89 61 39 39 39 Fax No: ++ 49 89 613 59 01	 NETHERLANDS - Farnell Tel No: ++ 31 30 241 7373 Fax No: ++ 31 30 241 7333	 SWITZERLAND - Farnell Tel No: ++ 44 204 64 64 Fax No: ++ 44 204 64 54
 BRAZIL - Farnell-Newark Tel No: ++ 55 11 4066 9400 Fax No: ++ 55 11 4066 9410	 HONG KONG - Farnell-Newark Tel No: ++ 852 2268 9888 Fax No: ++ 852 2268 9899	 NEW ZEALAND - Farnell Tel No: 0800 90 80 80 Fax No: 0800 90 80 81	 UK - Farnell Tel No: ++ 44 8701 200 200 Fax No: ++ 44 8701 200 201
 CHINA - Farnell-Newark Tel No: ++86 10 6238 5152 Fax No: ++86 10 6238 5022	 HUNGARY - Farnell Tel No: ++ 44 870 1200 208 Fax No: ++ 44 870 1200 209	 NORWAY - Farnell Tel No: 800 146 70 Fax No: 800 146 76	 UK - CPC ++ 44 8701 202 530 ++ 44 8701 202 531
 CZECH REPUBLIC - Farnell Tel No: ++ 44 870 1200 208 Fax No: ++ 44 870 1200 209	 INDIA - Farnell Tel No: ++ 44 870 1200 208 Fax No: ++ 44 870 1200 209	 PORTUGAL - Farnell Tel No: ++ 34 93 475 8804 Fax No: ++ 34 93 474 5288	 USA - Newark Tel No: 800 463 9275
 DENMARK - Farnell Tel No: ++ 45 44 53 66 44 Fax No: ++ 45 44 53 66 06	 IRELAND - Farnell Tel No: ++ 353 1 830 9277 Fax No: ++ 353 1 830 9016	 RUSSIA - Farnell Tel No: ++ 44 870 1200 208 Fax No: ++ 44 870 1200 209	 EXPORT - Farnell Tel No: ++ 44 8701 200 208 Fax No: ++ 44 8701 200 209 For enquiries from all other markets
 ESTONIA - Farnell Tel No: ++ 358 9 560 7780 Fax No: ++ 358 9 345 5411	 ISRAEL - Farnell Tel No: ++ 180 937 0015 Fax No: ++ 180 937 0014	 SINGAPORE - Farnell-Newark Tel No: ++ 65 6788 0200 Fax No: ++ 65 6788 0300	http://www.farnell.com http://www.newark.com http://www.cpc.co.uk

Disclaimer This data sheet and its contents (the "Information") belong to the Premier Farnell Group (the "Group") or are licensed to it. No licence is granted for the use of it other than for information purposes in connection with the products to which it relates. No licence of any intellectual property rights is granted. The Information is subject to change without notice and replaces all data sheets previously supplied. The Information supplied is believed to be accurate but the Group assumes no responsibility for its accuracy or completeness, any error in or omission from it or for any use made of it. Users of this data sheet should check for themselves the Information and the suitability of the products for their purpose and not make any assumptions based on information included or omitted. Liability for loss or damage resulting from any reliance on the Information or use of it (including liability resulting from negligence or where the Group was aware of the possibility of such loss or damage arising) is excluded. This will not operate to limit or restrict the Group's liability for death or personal injury resulting from its negligence. SPC Multicomp is the registered trademark of the Group. © Premier Farnell plc 2008.