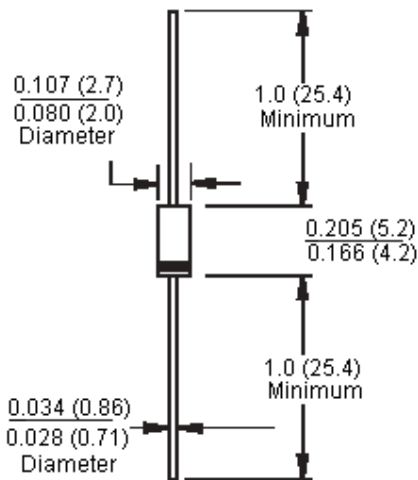




Features:

- Plastic package.
- Exceeds environmental standards of MIL-STD-19500.
- 400W surge capability at 10 x 1000 μ s waveform, duty cycle: 0.01%.
- Excellent clamping capability.
- Low impedancesurge resistance.
- Very fast response timeV.
- Typical I_R less than 1 μ A above 10V.
- High temperature soldering guaranteed: 260°C/10 seconds/0.375 inch (9.5mm) lead length/5lbs. (2.3kg) tension.

DO-41



Dimensions : Inches (Millimetres)

Mechanical Data

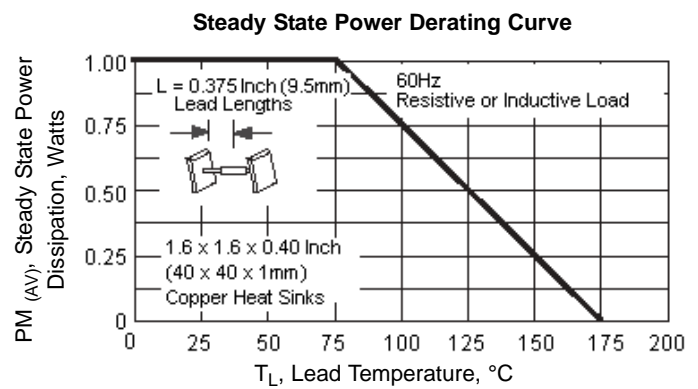
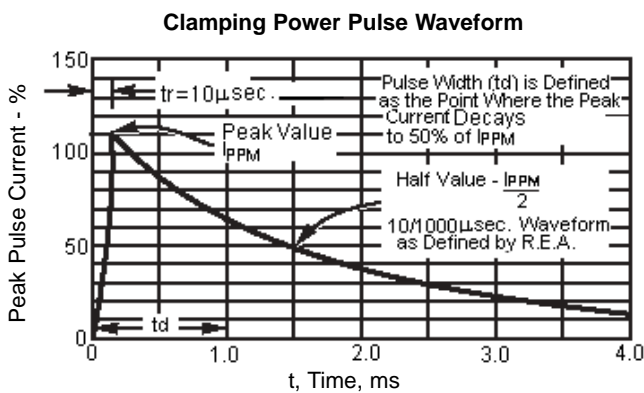
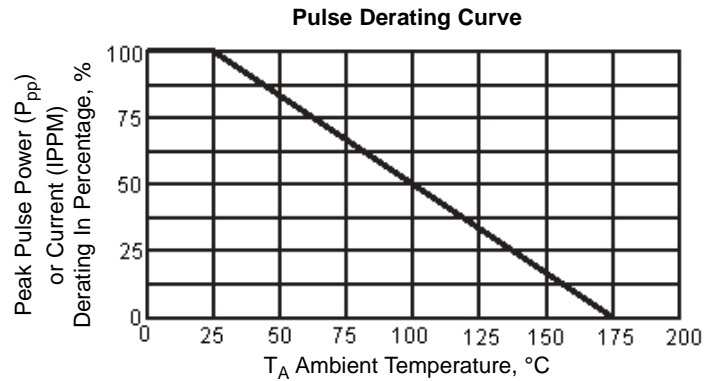
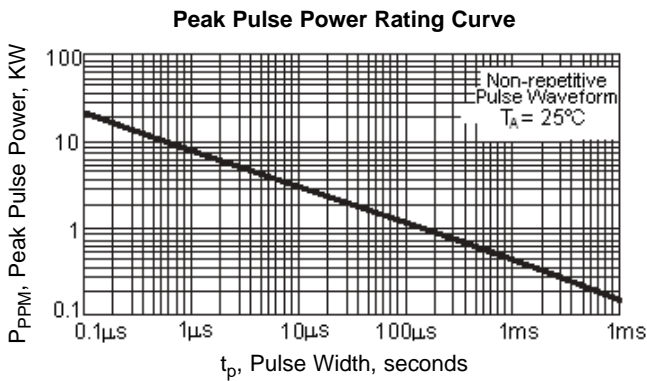
Case : Molded plastic.
Lead : Axial leads, solderable per MIL-STD-202, Method 208.
Polarity : Color band denotes cathode except bipolar.
Weight : 0.34 gram.

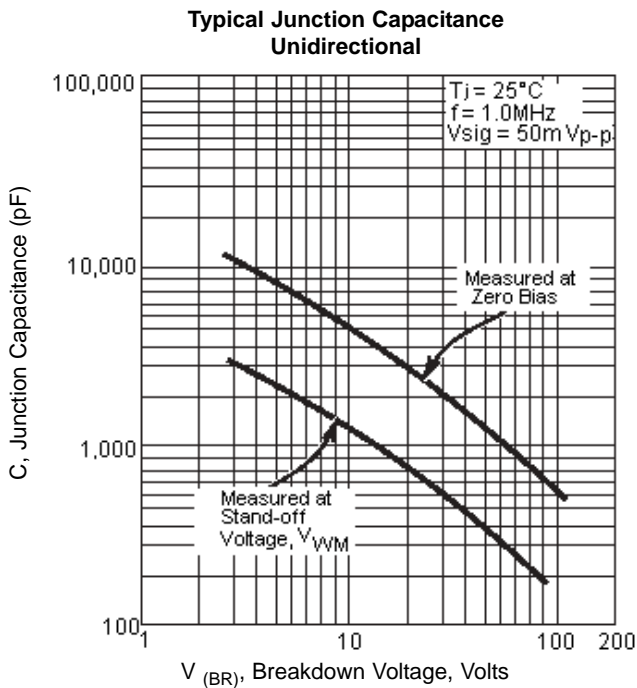
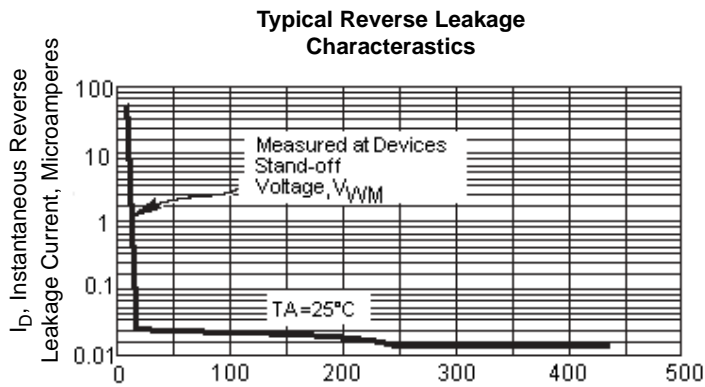
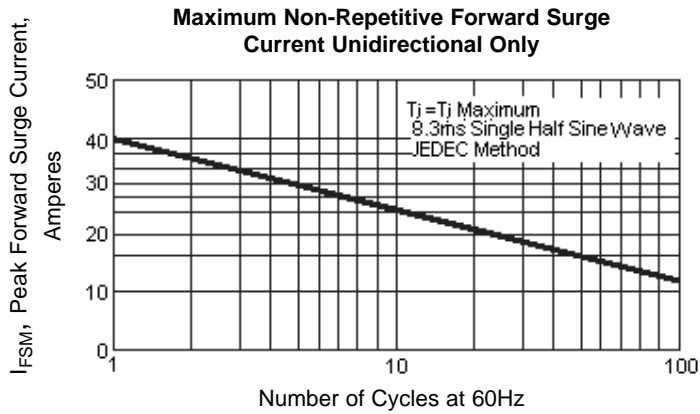
Maximum Ratings and Electrical Characteristics ($T_A = 25^\circ\text{C}$)

Type Number	Symbol	Value	Units
Peak Pulse Power Dissipation at $T_A = 25^\circ\text{C}$, $T_p = 1\text{ms}$ (Note 1)	P_{PP}	Minimum 400	Watts
Steady State Power Dissipation at $T_L = 75^\circ\text{C}$ Lead Lengths 0.375 Inch 9.5mm (Note 2)	P_D	1.0	
Peak Forward Surge Current, 8.3ms Single Half Sine-wave Superimposed on Rated Load (JEDEC method) (Note 3)	I_{FSM}	40	Amps
Junction to Leads	$R_{\theta JL}$	60	$^\circ\text{C/W}$
Junction to Ambient on Printed Circuit. L Lead = 10mm	$R_{\theta JA}$	100	
Operating and Storage Temperature Range	T_J, T_{STG}	-65 to + 175	$^\circ\text{C}$

- Notes: 1. Non-repetitive current pulse, per derated above $T_A = 25^\circ\text{C}$.
 2. Mounted on copper pad area of 1.6 x 1.6 inch (40 x 40mm).
 3. Measured on 8.3ms single half sine-wave or equivalent square wave, duty cycle = 4 pulses per minute maximum.

Ratings and Characteristic Curves





Electrical Characteristics ($T_A=25^\circ\text{C}$ unless otherwise noted)

Device		Breakdown Voltage V_{BR} at I_R (V) ⁽¹⁾		Test Current I_T (mA)	Stand-off Voltage V_{WM} (Volts)	Maximum Reverse Leakage at V_{WM} I_o (uA) ⁽³⁾	Maximum Peak Pulse Current I_{PPM} (Amps)	Maximum Clamping Voltage at I_{PPM} V_c (Volts)	Maximum Temperature Coefficient of $V_{(BR)}$ (%/ $^\circ\text{C}$)
		Minimum	Maximum						
BZW04-11	BZW04-11B	12.4	13.7	1.0	11.1	5.0	22.0	18.2	0.081
BZW04-128	BZW04-128B	143.0	158.0		128.0	1.0	2.0	207.0	0.108
BZW04-13	BZW04-13B	14.3	15.8		12.8	5.0	19.0	21.2	0.084
BZW04-14	BZW04-14B	15.2	16.8		13.6	1.0	17.8	22.5	0.083
BZW04-145	BZW04-145B	161.0	179.0		145		1.7	234.0	0.108
BZW04-15	BZW04-15B	17.1	18.9		15.3		16.0	25.2	0.088
BZW04-154	BZW04-154B	171.0	189.0		154.0		1.6	246.0	0.108
BZW04-17	BZW04-17B	19.0	21.0		17.1		14.5	27.7	0.090
BZW04-171	BZW04-171B	190.0	210.0		171.0		1.5	274.0	0.108
BZW04-19	BZW04-19B	20.9	23.1		18.8		13.0	30.6	0.092
BZW04-20	BZW04-20B	22.8	25.2		20.5		12.0	33.2	0.094
BZW04-23	BZW04-23B	25.7	28.4		23.1		10.7	37.5	0.096
BZW04-26	BZW04-26B	28.5	31.5		25.6		9.6	41.5	0.097
BZW04-28	BZW04-28B	31.4	34.7		28.2	8.8	45.7	0.098	
BZW04-31	BZW04-31B	34.2	37.8		30.8	8.0	49.9	0.099	
BZW04-342	BZW04-342B	380.0	420.0		342.0	0.75	548.0	0.110	
BZW04-376	BZW04-376B	418.0	462.0		376.0	0.67	603.0		
BZW04-40	BZW04-40B	44.7	49.4		40.2	6.2	64.8	0.101	
BZW04-44	BZW04-44B	48.5	53.6		43.6	5.7	70.1	0.102	
BZW04-48	BZW04-48B	53.2	58.8		47.8	5.2	77.0	0.103	
BZW04-64	BZW04-64B	71.3	78.8	64.1	3.9	103.0	0.105		
BZW04-85	BZW04-85B	95.0	105.0	85.5	2.9	137.0	0.106		

- Notes:
1. Pulse test: $t_p < 50\text{ms}$.
 2. All terms and symbols are consistent with ANSI/IEEE C62.35.
 3. For bidirectional types having V_{WM} of 10 volts and less, the I_D limit is doubled.

Notes:

International Sales Offices:

 AUSTRALIA - Farnell Tel No: ++61 1300 361 005 Fax No: ++61 1300 361 225	 FINLAND - Farnell Tel No: ++ 358 9 560 7780 Fax No: ++ 358 9 345 5411	 ITALY - Farnell Tel No: ++ 39 02 93 995 200 Fax No: ++ 39 02 93 995 300	 SPAIN - Farnell Tel No: 901 20 20 80 Fax No: 901 20 20 90
 AUSTRIA - Farnell Tel No: ++ 43 662 2180 680 Fax No: ++ 43 662 2180 670	 FRANCE - Farnell Tel No: ++ 33 474 68 99 99 Fax No: ++ 33 474 68 99 90	 MALAYSIA - Farnell-Newark Tel No: ++ 60 3 7873 8000 Fax No: ++ 60 3 7873 7000	 SWEDEN - Farnell Tel No: ++ 46 8 730 50 00 Fax No: ++ 46 8 83 52 62
 BELGIUM - Farnell Tel No: ++ 32 3 475 2810 Fax No: ++ 32 3 227 3648	 GERMANY - Farnell Tel No: ++ 49 89 61 39 39 39 Fax No: ++ 49 89 613 59 01	 NETHERLANDS - Farnell Tel No: ++ 31 30 241 7373 Fax No: ++ 31 30 241 7333	 SWITZERLAND - Farnell Tel No: ++ 44 204 64 64 Fax No: ++ 44 204 64 54
 BRAZIL - Farnell-Newark Tel No: ++ 55 11 4066 9400 Fax No: ++ 55 11 4066 9410	 HONG KONG - Farnell-Newark Tel No: ++ 852 2268 9888 Fax No: ++ 852 2268 9899	 NEW ZEALAND - Farnell Tel No: 0800 90 80 80 Fax No: 0800 90 80 81	 UK - Farnell Tel No: ++ 44 8701 200 200 Fax No: ++ 44 8701 200 201
 CHINA - Farnell-Newark Tel No: ++86 10 6238 5152 Fax No: ++86 10 6238 5022	 HUNGARY - Farnell Tel No: ++ 44 870 1200 208 Fax No: ++ 44 870 1200 209	 NORWAY - Farnell Tel No: 800 146 70 Fax No: 800 146 76	 UK - CPC ++ 44 8701 202 530 ++ 44 8701 202 531
 CZECH REPUBLIC - Farnell Tel No: ++ 44 870 1200 208 Fax No: ++ 44 870 1200 209	 INDIA - Farnell Tel No: ++ 44 870 1200 208 Fax No: ++ 44 870 1200 209	 PORTUGAL - Farnell Tel No: ++ 34 93 475 8804 Fax No: ++ 34 93 474 5288	 USA - Newark Tel No: 800 463 9275
 DENMARK - Farnell Tel No: ++ 45 44 53 66 44 Fax No: ++ 45 44 53 66 06	 IRELAND - Farnell Tel No: ++ 353 1 830 9277 Fax No: ++ 353 1 830 9016	 RUSSIA - Farnell Tel No: ++ 44 870 1200 208 Fax No: ++ 44 870 1200 209	 EXPORT - Farnell Tel No: ++ 44 8701 200 208 Fax No: ++ 44 8701 200 209 For enquiries from all other markets
 ESTONIA - Farnell Tel No: ++ 358 9 560 7780 Fax No: ++ 358 9 345 5411	 ISRAEL - Farnell Tel No: ++ 180 937 0015 Fax No: ++ 180 937 0014	 SINGAPORE - Farnell-Newark Tel No: ++ 65 6788 0200 Fax No: ++ 65 6788 0300	http://www.farnell.com http://www.newark.com http://www.cpc.co.uk

Disclaimer This data sheet and its contents (the "Information") belong to the Premier Farnell Group (the "Group") or are licensed to it. No licence is granted for the use of it other than for information purposes in connection with the products to which it relates. No licence of any intellectual property rights is granted. The Information is subject to change without notice and replaces all data sheets previously supplied. The Information supplied is believed to be accurate but the Group assumes no responsibility for its accuracy or completeness, any error in or omission from it or for any use made of it. Users of this data sheet should check for themselves the Information and the suitability of the products for their purpose and not make any assumptions based on information included or omitted. Liability for loss or damage resulting from any reliance on the Information or use of it (including liability resulting from negligence or where the Group was aware of the possibility of such loss or damage arising) is excluded. This will not operate to limit or restrict the Group's liability for death or personal injury resulting from its negligence. SPC Multicomp is the registered trademark of the Group. © Premier Farnell plc 2008.