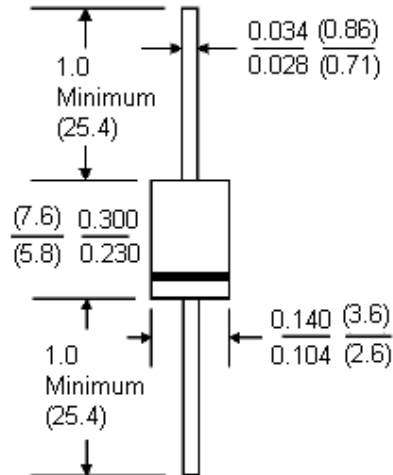


SA Series

Protection Diodes



DO-15



Dimensions : Inches (Millimetres)

Features:

- Plastic package.
- Glass passivated chip junction.
- 500W peak pulse power capability on 10/1000 μ S waveform.
- Excellent clamping capability.
- Repetition rate (duty cycle) : 0.01%.
- Low incremental surge resistance.
- Fast response time : Typically less than 1.0ps from 0 volts to BV for unidirectional and 5.0ns for bidirectional types.
- Typical I_D less than 1 μ A above 10V.
- High temperature soldering guaranteed : 300°C/10seconds/0.375", (9.5mm) lead length/5lbs., (2.3kg) tension.

Mechanical Data:

- Case : JEDEC DO-15 moulded plastic over passivated junction.
- Terminals : Plated axial leads, solderable per MIL-STD-750, Method 2026.
- Polarity : Colour band denotes positive end (cathode) except bidirectionals.
- Mounting Position : Any

Devices For Bipolar Applications:

For bidirectionals use C or CA suffix for types. Electrical characteristics apply in both directions.

Maximum Ratings and Characteristics

Rating at 25°C ambient temperature unless otherwise specified.

Rating	Symbol	Value	Unit
Peak Pulse Power Dissipation on 10/1000 μ S Waveform (Note 1, Figure 1)	P_{PPM}	Minimum 500	Watts
Steady State Power Dissipation at $T_L = 75^\circ\text{C}$ Lead Lengths 0.375", (9.5mm) (Note 2)	$P_{M(AV)}$	1.0	Watts
Peak Forward Surge Current, 8.3ms Single Half Sine-Wave Superimposed on Rated Load, Unidirectional only (JEDEC Method) (Note 3)	I_{FSM}	70	Amps
Operating Junction and Storage Temperature Range	T_j, T_{STG}	-65 to +175	°C

Notes:

1. Non-Repetitive Current Pulse, per Figure 3 and Derated above $T_A = 25^\circ\text{C}$ per Figure 2.
2. Mounted on Copper Leaf Area of 1.57in² (40mm²) per Figure 5.
3. 8.3ms Single Half Sine-Wave or Equivalent Square Wave, Duty Cycle = 4 Pulses per Minute Maximum.



SA Series

Protection Diodes



Ratings and Characteristic Curves

Figure 1 Peak Pulse Power Rating Curve

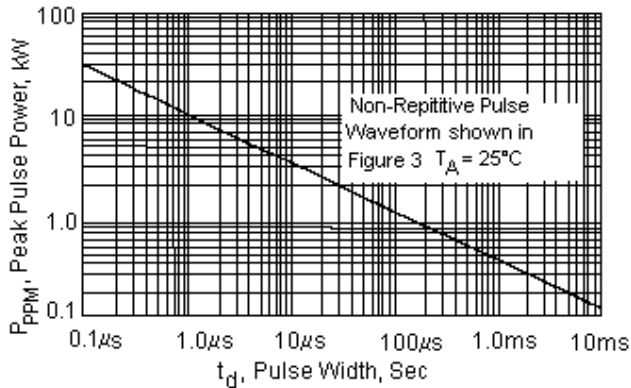


Figure 2 Pulse Derating Curve

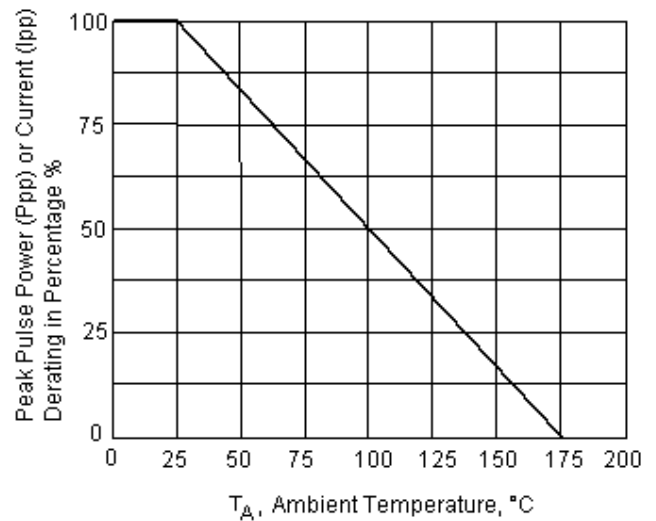


Figure 3 Pulse Waveform

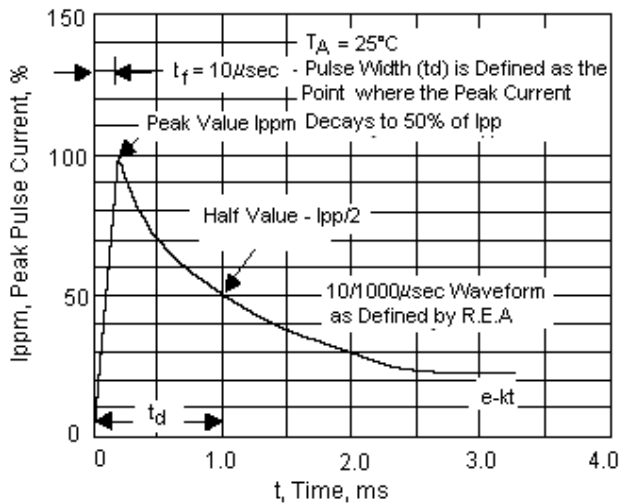
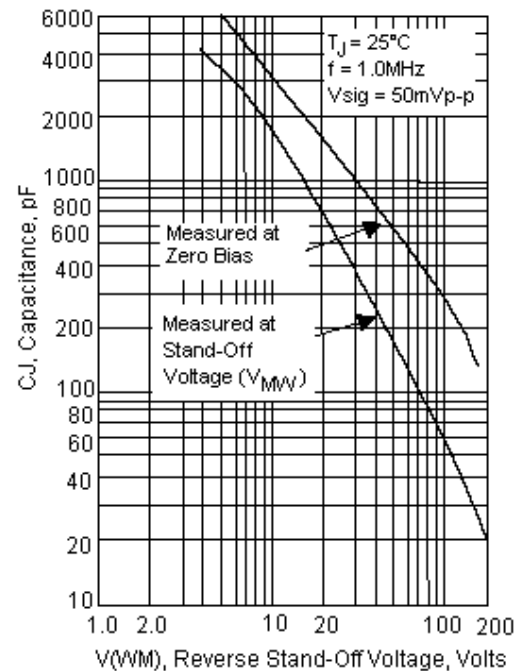


Figure 4 Typical junction Capacitance Uni-Directional



SA Series

Protection Diodes



Figure 5 Steady State Derating Curve

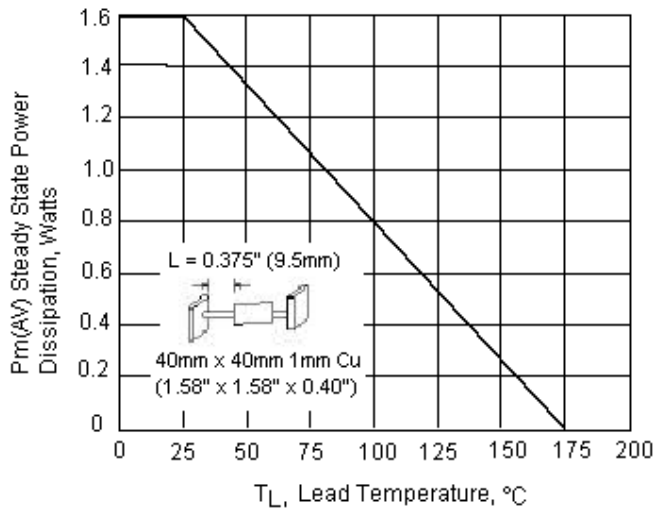
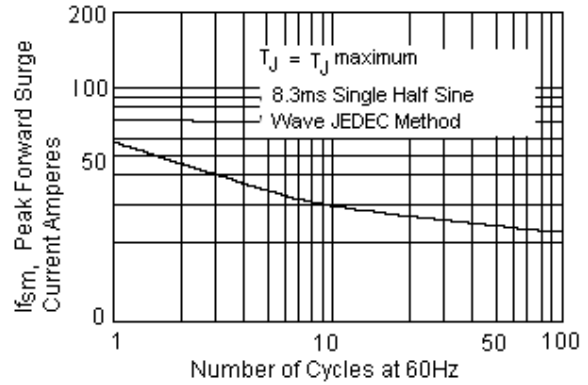


Figure 6 Maximum Non-Repetitive Peak Forward Surge Current Uni-Directional Only



Specification Table

Type	Reverse Stand-Off Voltage V_{RWM} (V)	Breakdown Voltage V_{BR} (V) Minimum at I_T	Breakdown Voltage V_{BR} (V) Maximum at I_T	Test Current I_T (mA)	Maximum Clamping Voltage at I_{PP} V_C (V)	Peak Pulse Current I_{PP} (A)	Reverse Leakage at V_{RWM} I_R (μA)	Part Number
Uni-Directional	5.00	6.4	7.25	10	9.2	54.3	600	SA5.0A
	12.00	13.3	15.3	1	19.9	25.1	3	SA12A
	16.00	16.7	19.2	1	24.4	20.6	3	SA15A
	24.00	26.7	30.7	1	38.9	12.8	3	SA24A
	30.00	33.3	38.3	1	48.4	10.3	3	SA30A
Bi-Directional	5.00	6.4	7.25	10	9.2	54.3	1200	SA5.0CA
	12.00	13.3	15.3	1	19.9	25.1	3	SA12CA
	16.00	16.7	19.2	1	24.4	20.6	3	SA15CA
	24.00	26.7	30.7	1	38.9	12.8	3	SA24CA
	30.00	33.3	38.3	1	48.4	10.3	3	SA30CA



SA Series

Protection Diodes



Notes:

International Sales Offices:

 AUSTRALIA – Farnell InOne Tel No: ++ 61 2 9645 8888 Fax No: ++ 61 2 9644 7898	 FINLAND – Farnell InOne Tel No: ++ 358 9 560 7780 Fax No: ++ 358 9 345 5411	 NETHERLANDS – Farnell InOne Tel No: ++ 31 30 241 7373 Fax No: ++ 31 30 241 7333	 SWITZERLAND – Farnell InOne Tel No: ++ 41 1 204 64 64 Fax No: ++ 41 1 204 64 54
 AUSTRIA – Farnell InOne Tel No: ++ 43 662 2180 680 Fax No: ++ 43 662 2180 670	 FRANCE – Farnell InOne Tel No: ++ 33 474 68 99 99 Fax No: ++ 33 474 68 99 90	 NEW ZEALAND – Farnell InOne Tel No: ++ 64 9 357 0646 Fax No: ++ 64 9 357 0656	 UK – Farnell InOne Tel No: ++ 44 8701 200 200 Fax No: ++ 44 8701 200 201
 BELGIUM – Farnell InOne Tel No: ++ 32 3 475 2810 Fax No: ++ 32 3 227 3648	 GERMANY – Farnell InOne Tel No: ++ 49 89 61 39 39 39 Fax No: ++ 49 89 613 59 01	 NORWAY – Farnell InOne Tel No: ++ 45 44 53 66 66 Fax No: ++ 45 44 53 66 02	 UK – BuckHickman InOne ++ 44 8450 510 150 ++ 44 8450 510 130
 BRAZIL – Farnell-Newark InOne Tel No: ++ 55 11 4066 9400 Fax No: ++ 55 11 4066 9410	 HONG KONG – Farnell-Newark InOne Tel No: ++ 852 2268 9888 Fax No: ++ 852 2268 9899	 PORTUGAL – Farnell InOne Tel No: ++ 34 93 475 8804 Fax No: ++ 34 93 474 5288	 UK – CPC ++ 44 8701 202 530 ++ 44 8701 202 531
 CHINA – Farnell-Newark InOne Tel No: ++86 10 6238 5152 Fax No: ++86 10 6238 5022	 IRELAND – Farnell InOne Tel No: ++ 353 1 830 9277 Fax No: ++ 353 1 830 9016	 SINGAPORE – Farnell-Newark InOne Tel No: ++ 65 6788 0200 Fax No: ++ 65 6788 0300	 EXPORT – Farnell InOne Tel No: ++ 44 8701 200 208 Fax No: ++ 44 8701 200 209
 DENMARK – Farnell InOne Tel No: ++ 45 44 53 66 44 Fax No: ++ 45 44 53 66 06	 ITALY – Farnell InOne Tel No: ++ 39 02 93 995 200 Fax No: ++ 39 02 93 995 300	 SPAIN – Farnell InOne Tel No: ++ 34 93 475 8805 Fax No: ++ 34 93 474 5107	
 ESTONIA – Farnell InOne Tel No: ++ 358 9 560 7780 Fax No: ++ 358 9 345 5411	 MALAYSIA – Farnell-Newark InOne Tel No: ++ 60 3 7873 8000 Fax No: ++ 60 3 7873 7000	 SWEDEN – Farnell InOne Tel No: ++ 46 8 730 50 00 Fax No: ++ 46 8 83 52 62	

For enquiries from all other markets

<http://www.farnellinone.com>

<http://www.buckhickmaninone.com>

<http://www.cpc.co.uk>

Disclaimer This data sheet and its contents (the "Information") belong to the Premier Farnell Group (the "Group") or are licensed to it. No licence is granted for the use of it other than for information purposes in connection with the products to which it relates. No licence of any intellectual property rights is granted. The Information is subject to change without notice and replaces all data sheets previously supplied. The Information supplied is believed to be accurate but the Group assumes no responsibility for its accuracy or completeness, any error in or omission from it or for any use made of it. Users of this data sheet should check for themselves the Information and the suitability of the products for their purpose and not make any assumptions based on information included or omitted. Liability for loss or damage resulting from any reliance on the Information or use of it (including liability resulting from negligence or where the Group was aware of the possibility of such loss or damage arising) is excluded. This will not operate to limit or restrict the Group's liability for death or personal injury resulting from its negligence. Multicomp is the registered trademark of the Group. © Premier Farnell plc 2004.

