

# Axial Lead and Cartridge Fuses

## Subminiature

### RoHS PICO® II Slo-Blo® Fuse 473 Series



The PICO® II Slo-Blo® fuse combines time delay performance characteristics with the proven reliability of a PICO® fuse.

- **RoHS Compliant** version now available, use ordering suffix 'L' (see example on data sheet).

#### ELECTRICAL CHARACTERISTICS:

% of Ampere Rating	Opening Time
100%	4 hours, <b>Minimum</b>
200%	1 second, <b>Min.</b> ; 60 seconds, <b>Max.</b>
300%	0.2 second, <b>Min.</b> ; 3 seconds, <b>Max.</b>
800%	0.02 second, <b>Min.</b> ; 0.1 second, <b>Max.</b>

**AGENCY APPROVALS:** Recognized under the Components Program of Underwriters Laboratories and Certified by CSA. Approved by METI from 1 through 5 amperes.

**AGENCY FILE NUMBERS:** UL E10480, CSA LR 29862.

#### INTERRUPTING RATING:

50 amperes at 125 VDC/VAC

#### ENVIRONMENTAL SPECIFICATIONS:

**Operating Temperature:** -55°C to 125°C.

**Shock:** MIL-STD-202, Method 213, Test Condition I (100 G's peak for 6 milliseconds).

**Vibration:** MIL-STD-202, Method 201 (10–55 Hz); MIL-STD-202, Method 204, Test Condition C (55–2000 Hz at 10 G's Peak).

**Salt Spray:** MIL-STD-202, Method 101, Test Condition B.

**Insulation Resistance (After Opening):** MIL-STD-202, Method 302, (10,000 ohms minimum at 100 volts).

**Resistance to Soldering Heat:** MIL-STD-202, Method 210, Test Condition C (20 sec at 260°C).

**Thermal Shock:** MIL-STD-202, Method 107, Test Condition B (-65°C to 125°C).

**Moisture Resistance:** MIL-STD-202, Method 106 (90–98% RH), Heat (65°C).

#### PHYSICAL SPECIFICATIONS:

**Materials:** Encapsulated, Epoxy-Coated Body; Solder Coated Copper Wire Leads. RoHS Compliant Product: Pure Tin coated copper wire leads.

#### Soldering Parameters:

Wave Solder — 260°C, 3 seconds maximum.

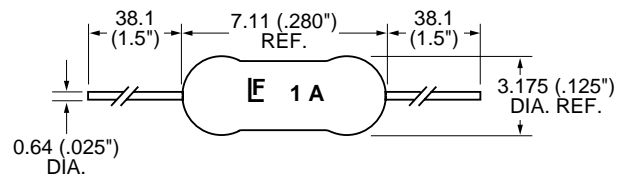

**Solderability:** MIL-STD-202, Method 208.

**Lead Pull Force:** MIL-STD-202, Method 211, Test Condition A (will withstand a 10 lb. axial pull test).

#### PATENTED

#### ORDERING INFORMATION:

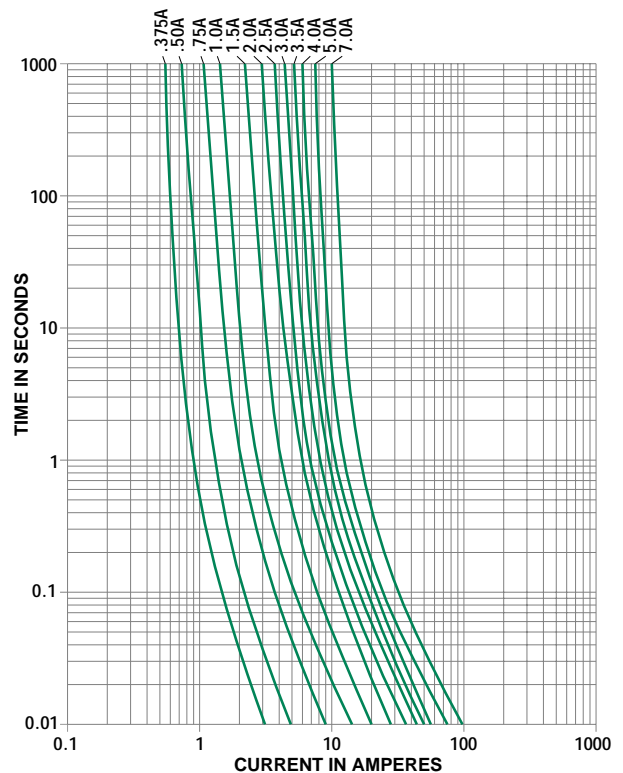
Catalog Number	Ampere Rating	Voltage Rating	Nominal Resistance Cold Ohms	Nominal Melting I <sup>2</sup> t A <sup>2</sup> Sec.
0473.375	3/8	125	1.74	0.0850
0473.500	1/2	125	1.13	0.210
0473.750	3/4	125	0.460	0.760
0473 001	1	125	0.267	2.01
0473 01.5	1½	125	0.116	3.94
0473 002	2	125	0.0712	7.60
0473 2.25	2¼	125	0.0630	9.28
0473 02.5	2½	125	0.0520	13.0
0473 003	3	125	0.0380	21.0
0473 03.5	3½	125	0.0240	26.8
0473 004	4	125	0.0194	35.0
0473 005	5	125	0.0133	54.8
0473 007	7	125	0.0092	105.0



**PACKAGING SPECIFICATIONS:** Tape and Reel per EIA-296; T1: 2.062" (52.4mm) taped spacing; 4,000 per reel.

**Options:** For **RoHS Compliant** devices add the letter 'L' to end of packaging suffix. Example: 473001.YRT1L (RoHS Compliant 1A, 4,000 per reel).

#### Average Time Current Curves



11 AXIAL LEAD AND CARTRIDGE FUSES