

5mm x 20mm Fuses
S506 Series, Time Delay, Glass Tube

Description

- Time delay, low breaking capacity
- Optional axial leads available
- 5mm x 20mm physical size
- Glass tube, nickel-plated brass endcap construction
- Designed to IEC 60127-2 (32mA-10A)
- RoHS Compliant version available (-R option)

S506 ELECTRICAL CHARACTERISTICS								
In	2.1 In		2.75 In		4 In		10 In	
	max	min	max	min	max	min	max	
32mA-100mA	2 min	200 ms	10 sec	40 ms	3 sec	10 ms	300 ms	
125mA-6.3A	2 min	600 ms	10 sec	150 ms	3 sec	20 ms	300 ms	
8A-12.5A	2 min	600 ms	10 sec	150 ms	3 sec	20 ms	300 ms	

Ordering

- Specify product code, option code and packaging code
- For -R option, drop mA or A from product code (i.e. S506-2-R)

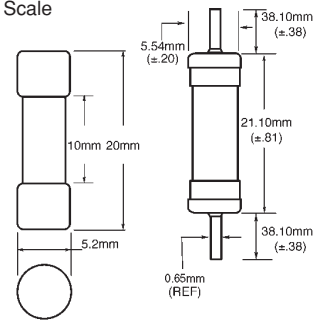
Agency Information

- UL Recognized Card: (32mA-10A) Guide JDYX2, File E19180
- Semko Approval, 32mA-10A
- VDE Approval, 32mA-10A
- BSI Approval, 32mA-10A
- IMQ Approval, 32mA-10A
- MITI Approval, 32mA-10A



Dimensions

Drawing Not to Scale

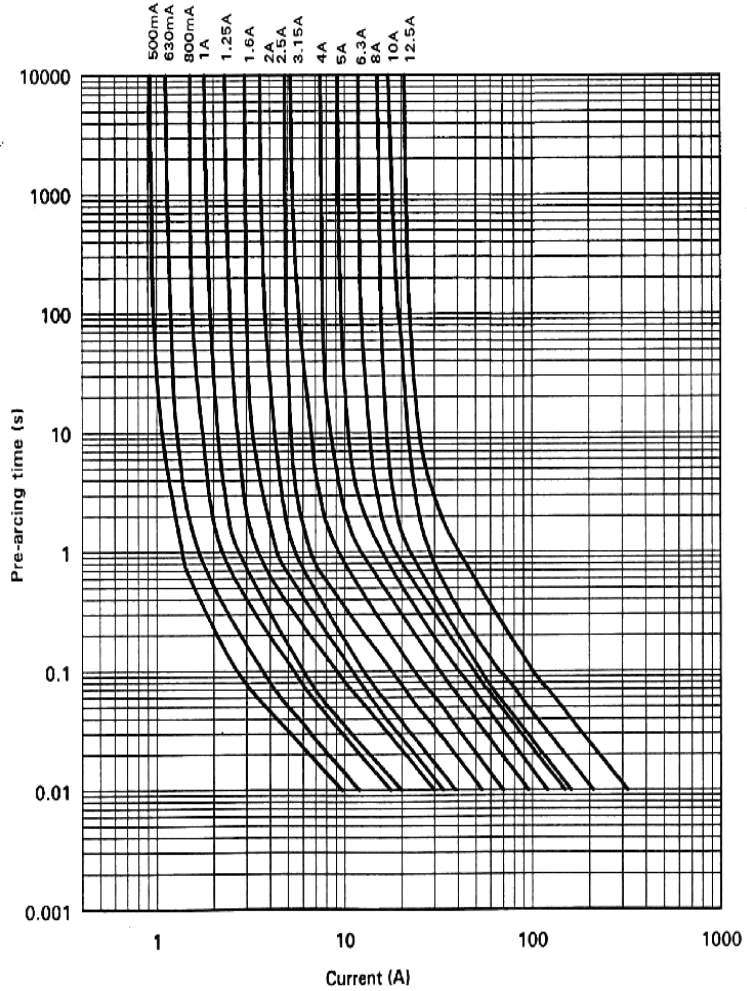
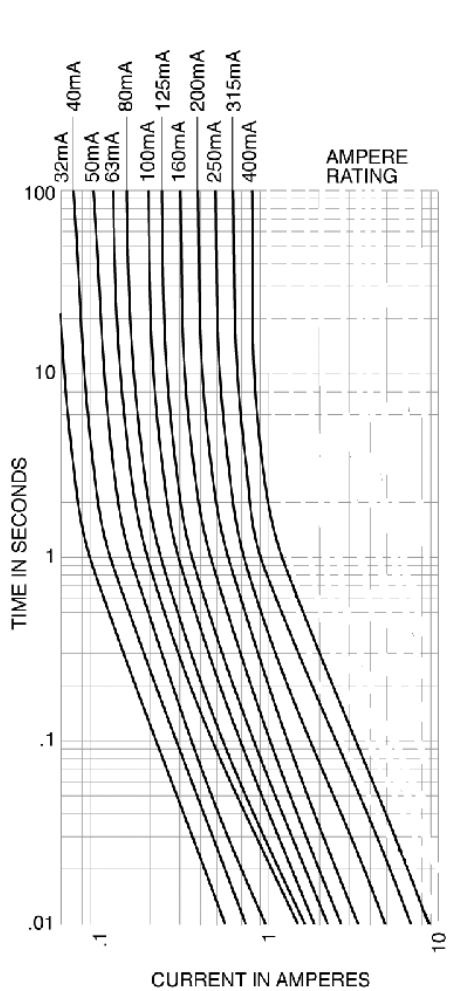


- Ratings above 6.3A have a 0.8mm diameter lead

SPECIFICATIONS					
Product Code	Voltage Rating AC	Interrupting Rating at Rated Voltage (50Hz) AC	Typical DC Cold Resistance (ohms)*	Minimum Pre-Arching I ² t (A ² Sec) AC†	Maximum Voltage Drop (mV)‡
S506-32mA	250V	35A	21.7	0.0014	1050
S506-40mA	250V	35A	14.2	0.0034	920
S506-50mA	250V	35A	9.5	0.006	800
S506-63mA	250V	35A	7.1	0.012	760
S506-80mA	250V	35A	4.5	0.015	580
S506-100mA	250V	35A	2.8	0.022	490
S506-125mA	250V	35A	2.0	0.034	390
S506-160mA	250V	35A	1.3	0.052	320
S506-200mA	250V	35A	1.0	0.078	340
S506-250mA	250V	35A	0.66	0.17	270
S506-315mA	250V	35A	0.46	0.41	250
S506-400mA	250V	35A	0.37	0.61	210
S506-500mA	250V	35A	0.268	0.67	190
S506-630mA	250V	35A	0.191	1.0	170
S506-800mA	250V	35A	0.131	2.2	150
S506-1A	250V	35A	0.064	2.7	90
S506-1.25A	250V	35A	0.046	6.7	85
S506-1.6A	250V	35A	0.039	9.7	85
S506-2A	250V	35A	0.029	15	85
S506-2.5A	250V	35A	0.024	25	85
S506-3.15A	250V	35A	0.018	51	80
S506-4A	250V	40A	0.013	88	80
S506-5A	250V	50A	0.010	150	75
S506-6.3A	250V	63A	0.009	214	75
S506-8A	250V	80A	0.007	192	80
S506-10A	250V	100A	0.005	420	75
S506-12.5A	250V	125A	0.004	812	75

* DC Cold Resistance (Measured at <10% of rated current)
 † Minimum Pre-Arching I²t (Measured at 10 In and rated voltage)
 ‡ Maximum Voltage Drop (Voltage drop was measured at 20°C ambient temperature at rated current)

TIME CURRENT CURVE



OPTION CODE	
Option Code	Description
V	Axial leads - copper tinned wire with nickel plated brass overcaps
-R	RoHS compliant version

PACKAGING CODE	
Packaging Code	Description
BK	100 pieces of fuses packed into a cardboard carton
BK1	1,000 pieces of fuses packed into a poly bag
TR2	1,500 pieces of fuses packed into tape on a reel

North America

Cooper Electronic Technologies
 3601 Quantum Boulevard
 Boynton Beach, FL 33426-8638
 Tel: 1-561-752-5000
 Fax: 1-561-742-0134
 Toll Free: 1-888-414-2645

Cooper Bussmann
 P.O. Box 14460
 St. Louis, MO 63178-4460
 Tel: 1-636-394-2877
 Fax: 1-800-544-2570

Europe

Cooper Electronic Technologies
 Cooper (UK) Limited
 Burton-on-the-Wolds
 Leicestershire • LE12 5TH UK
 Tel: +44 (0) 1509 882 737
 Fax: +44 (0) 1509 882 786

Asia Pacific

Cooper Electronic Technologies
 1 Jalan Kilang Timor
 #06-01 Pacific Tech Centre
 Singapore 159303
 Tel: +65 278 6151
 Fax: +65 270 4160