

### Description

- Time delay, low breaking capacity
- Optional axial leads available
- 5mm x 20mm physical size
- Glass tube, nickel-plated brass endcap construction
- Designed to IEC 60127-2 (32mA-10A)



S506 ELECTRICAL CHARACTERISTICS							
In	2.1 In max	2.75 In		4 In		10 In	
		min	max	min	max	min	max
32mA-100mA	2 min	200 ms	10 sec	40 ms	3 sec	10 ms	300 ms
125mA-6.3A	2 min	600 ms	10 sec	150 ms	3 sec	20 ms	300 ms
8A-12.5A	2 min	600 ms	10 sec	150 ms	3 sec	20 ms	300 ms

### Agency Information

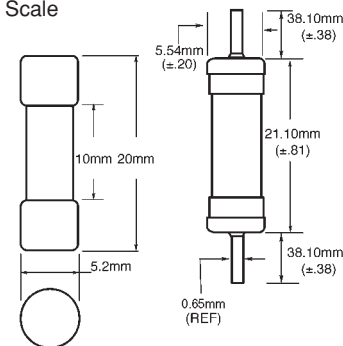
- UL Recognized Card: (32mA-10A) Guide JDYX2, File E19180
- CSA Component Acceptance: File 53787
- cURus Recognition: Guide JDYX8, File E19180
- Semko Approval, 32mA-10A
- VDE Approval, 32mA-10A
- BSI Approval, 32mA-10A
- IMQ Approval, 32mA-10A
- MITI Approval, 32mA-10A

### Ordering

- Specify packaging, product, and option code
- For -R option, drop mA or A from product code (i.e. S506-2-R)

### Dimensions

Drawing Not to Scale



- Ratings above 6.3A have a 0.8mm diameter lead

### SPECIFICATIONS

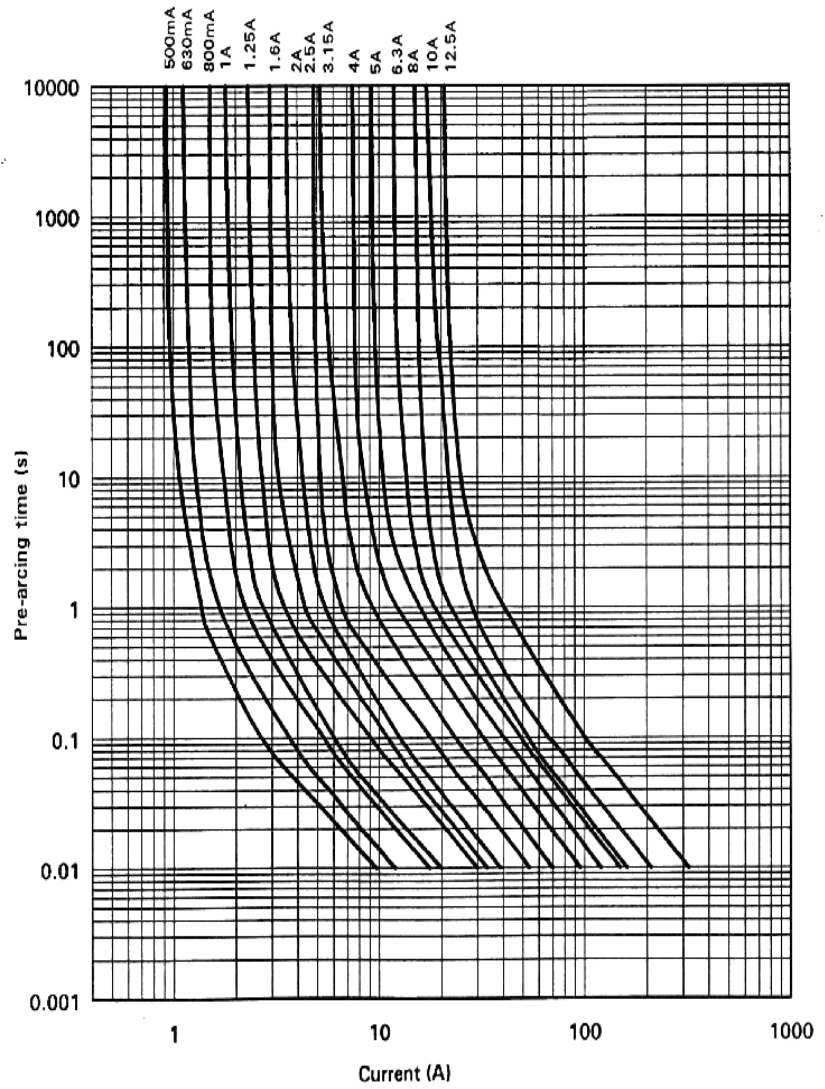
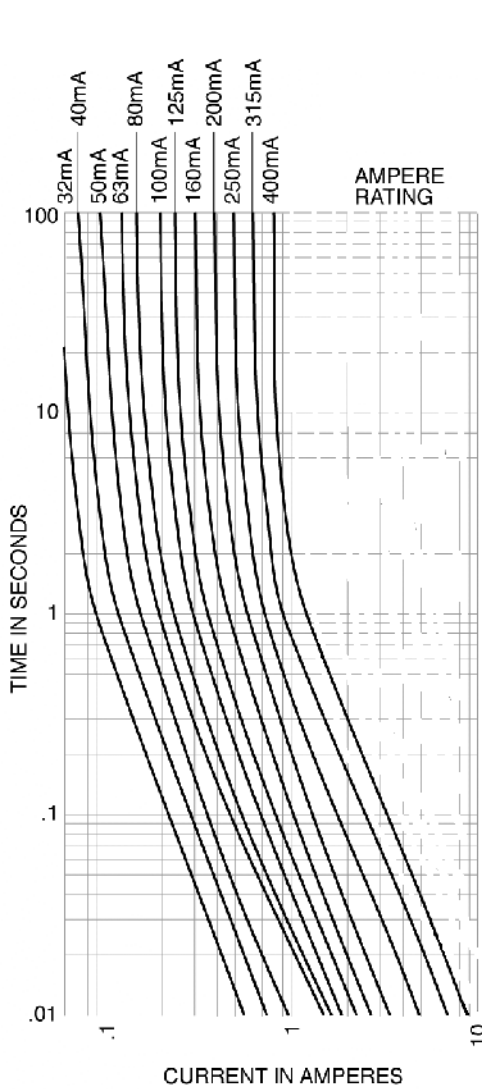
Product Code	Voltage Rating AC	Interrupting Rating at Rated Voltage (50Hz) AC	Typical DC Cold Resistance (ohms)*	Minimum Pre-Arching I <sup>2</sup> t (A <sup>2</sup> Sec) AC†	Maximum Voltage Drop (mV)‡
S506-32mA	250V	35A	21.7	0.0014	1050
S506-40mA	250V	35A	14.2	0.0034	920
S506-50mA	250V	35A	9.5	0.006	800
S506-63mA	250V	35A	7.1	0.012	760
S506-80mA	250V	35A	4.5	0.015	580
S506-100mA	250V	35A	2.8	0.022	490
S506-125mA	250V	35A	2.0	0.034	390
S506-160mA	250V	35A	1.3	0.052	320
S506-200mA	250V	35A	1.0	0.078	340
S506-250mA	250V	35A	0.66	0.17	270
S506-315mA	250V	35A	0.46	0.41	250
S506-400mA	250V	35A	0.37	0.61	210
S506-500mA	250V	35A	0.268	0.67	190
S506-630mA	250V	35A	0.191	1.0	170
S506-800mA	250V	35A	0.131	2.2	150
S506-1A	250V	35A	0.064	2.7	90
S506-1.25A	250V	35A	0.046	6.7	85
S506-1.6A	250V	35A	0.039	9.7	85
S506-2A	250V	35A	0.029	15	85
S506-2.5A	250V	35A	0.024	25	85
S506-3.15A	250V	35A	0.018	51	80
S506-4A	250V	40A	0.013	88	80
S506-5A	250V	50A	0.010	150	75
S506-6.3A	250V	63A	0.009	214	75
S506-8A	250V	80A	0.007	192	80
S506-10A	250V	100A	0.005	420	75
S506-12.5A	250V	125A	0.004	812	75

\* DC Cold Resistance (Measured at <10% of rated current)

† Minimum Pre-Arching I<sup>2</sup>t (Measured at 10 In and rated voltage)

‡ Maximum Voltage Drop (Voltage drop was measured at 20°C ambient temperature at rated current)

**TIME CURRENT CURVE**



**PACKAGING CODE**

Packaging Code	Description
BK	100 pieces of fuses packed into a cardboard carton
BK1	1,000 pieces of fuses packed into a poly bag
TR2	1,500 pieces of fuses packed into tape on a reel

**OPTION CODE**

Option Code	Description
V	Axial leads - copper tinned wire with nickel plated brass overcaps
-R	RoHS compliant version