


## 5 x 15mm Time-Delay Glass Tube Fuses C519 Series

### Description

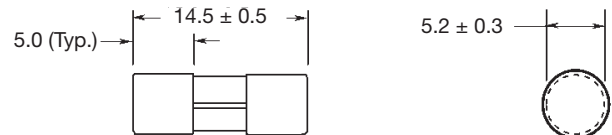
- Time-delay
- 5 x 15mm physical size
- Nickel-plated brass endcap construction
- UL Listed product meets standard UL 248-14



Electrical Characteristics		
Rated Current	Amp Rating	Opening Time
125mA - 250mA	135%	60 minutes max.
	200%	3 seconds min. 120 seconds max.
350mA	100%	4 hours min.
	470mA	30 minutes max.
	600mA	90 seconds max.
	2A	2 seconds max.
375mA - 5A	6A	500 milliseconds max.
	135%	60 minutes max.
	200%	3 seconds min. 120 seconds max.

### Dimensions - mm

Drawing Not to Scale



### Agency Information

- UL Listed Card: C519 125mA-250mA and 375mA-3A (Guide JDYX, File E19180)
- UL Recognized Card: C519 350mA, and 3.5A-7A (Guide JDYX2, File E19180)
- CSA Certification Card: C519 125mA-250mA and 375mA-3A (Class 1422-01, File 53787)

### Ordering

Specify product code

- Insert packaging code prefix before part number. E.g. BK(BK1)/C519-2-R

### Specifications

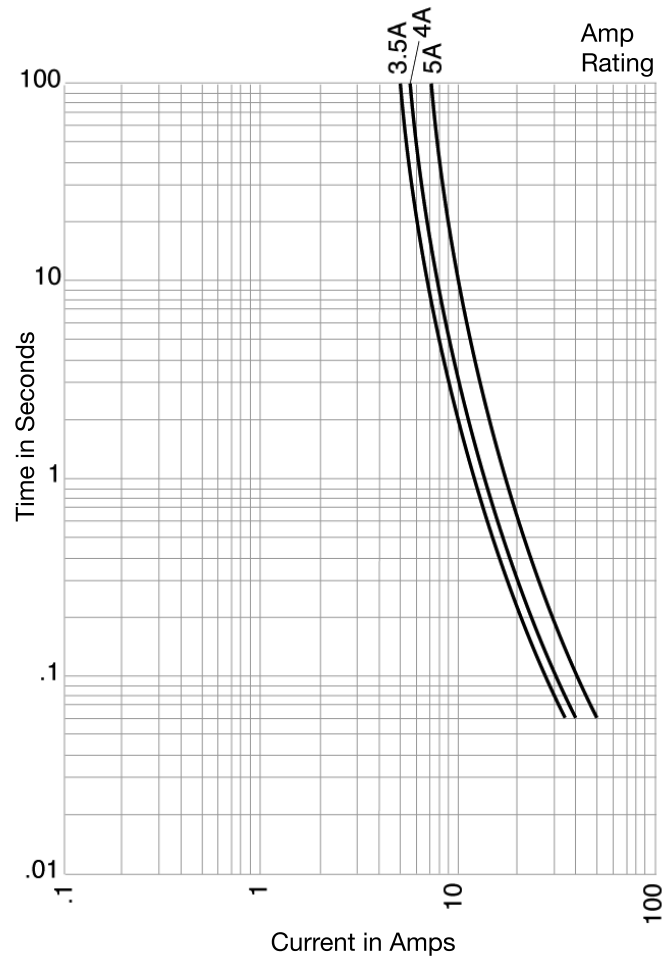
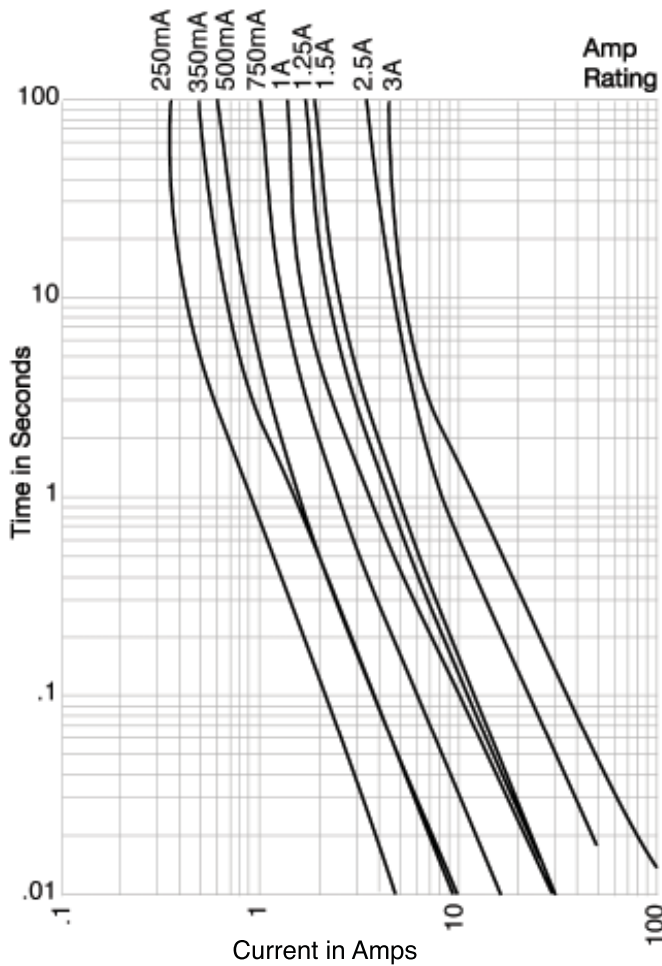
Part Number	Voltage Rating Vac	Interrupting Rating at Rated Voltage (amps)			Typical DC Cold Resistance* (Ω)	Typical Melting I <sup>2</sup> t** DC	Max. Voltage Drop (mV)***
		600Vac	250Vac	125Vac			
C519-125-R	250	-	35	10,000	4.72	0.101	770
C519-250-R	250	-	35	10,000	1.32	0.467	430
C519-350-R	250	25	35	10,000	1.04	1.169	530
C519-375-R	250	-	35	10,000	0.81	1.531	470
C519-500-R	250	-	35	10,000	0.54	2.280	440
C519-600-R	250	-	35	10,000	0.38	6.982	350
C519-750-R	250	-	35	10,000	0.26	9.162	310
C519-1-R	250	-	35	10,000	0.14	14.289	230
C519-1.25-R	250	-	100	10,000	0.13	22.961	220
C519-1.5-R	250	-	100	10,000	0.10	31.989	240
C519-1.6-R	250	-	100	10,000	0.09	31.156	200
C519-2-R	250	-	100	10,000	0.059	60.256	170
C519-2.25-R	250	-	100	10,000	0.057	97.724	180
C519-2.5-R	250	-	100	10,000	0.046	78.163	190
C519-3-R	250	-	100	10,000	0.035	80.426	150
C519-3.5-R	125	-	-	400	0.028	149.279	130
C519-4-R	125	-	-	400	0.023	233.346	130
C519-5-R	125	-	-	400	0.019	354.813	150

\* DC Cold Resistance (Measured at <10% of rated current)

\*\* Typical Melting I<sup>2</sup>t (A<sup>2</sup>Sec) (Typical I<sup>2</sup>t at 10 times rated current)

\*\*\* Typical Voltage Drop (Voltage drop was measured at 25°C±3°C ambient temperature at rated current)

## Time-Current Curve



Packaging Code	
Packaging Code Prefix	Description
BK	100 fuses packed into a cardboard carton
BK1	1,000 fuses packed into a cardboard carton

The only controlled copy of this Data Sheet is the electronic read-only version located on the Cooper Bussmann Network Drive. All other copies of this document are by definition uncontrolled. This bulletin is intended to clearly present comprehensive product data and provide technical information that will help the end user with design applications. Cooper Bussmann reserves the right, without notice, to change design or construction of any products and to discontinue or limit distribution of any products. Cooper Bussmann also reserves the right to change or update, without notice, any technical information contained in this bulletin. Once a product has been selected, it should be tested by the user in all possible applications.

Life Support Policy: Cooper Bussmann does not authorize the use of any of its products for use in life support devices or systems without the express written approval of an officer of the Company. Life support systems are devices which support or sustain life, and whose failure to perform, when properly used in accordance with instructions for use provided in the labeling, can be reasonably expected to result in significant injury to the user.