

# Blade Fuses - Illuminated



## Mini Blade

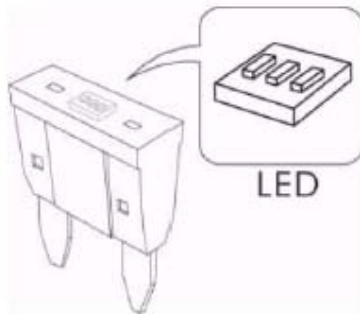
### Photo Fuse



### Features:

- The photo fuse is designed for the automobile and electrical industry.
- It has become the original equipment circuit protection standard for automobiles, trucks and low power system.
- The newer blade type is designed to include an indicating LED, which will be lighted as soon as fuse blew.
- Easy to find blown fuses in any location, quick to identify and fast to replace to save your precious time and man-power.
- Long life 1000 hours at least for LED life time.
- Safety (prevent resin melting) low temperature.
- Lower current under 5mA.
- Color coding : fuses are color coded for easy ampere identification.
- Materials : resin with zinc alloy termination.

### Construction



### Characteristics of Zinc Alloy

Termination : Zinc Alloy.

### Test Specifications

Mechanical Testing Characteristic	Method	Limits		Actual Data
		Minimum	Maximum	
UTS (ksi)	ASTM ES	22.0	32.0	29.5



# Blade Fuses - Illuminated

## Mini Blade



### Test Specifications

Chemical Testing Characteristic	Method	Limits		Actual Data
		Minimum	Maximum	
Copper (Cu), ppm	Emission Spectroscopy	5000	7000	5440
Titanium (Ti)		1200	1800	1522
Lead (Pb)		-	100	18
Cadmium (Cd)		-	50	<5
Iron (Fe)		-	100	6
Aluminum (Al)		-	10	<5
Magnesium (Mg)		-	5	
Manganese (Mn)		-	50	
Nickel (Ni)		-	10	
Tin (Sn)		-	10	
Zinc (Zn)		N/A	Balance	-

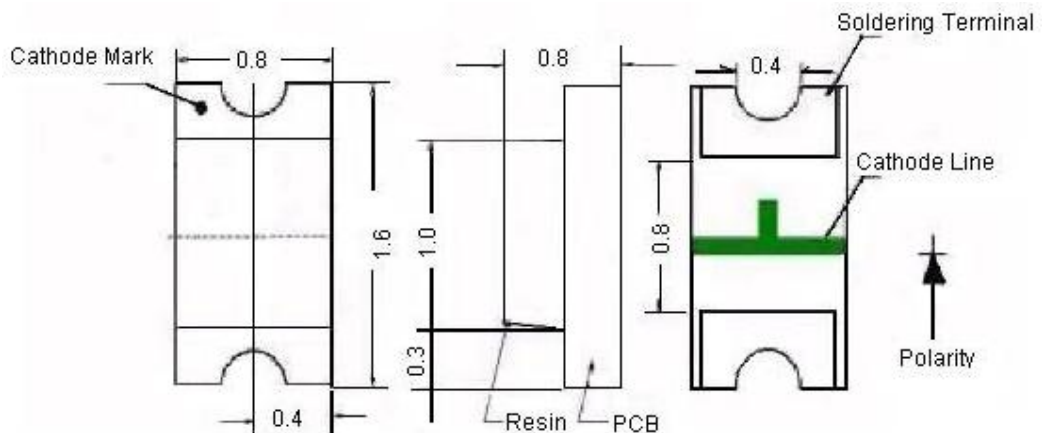
### Characteristics of LED

**Voltage Rating**

: 12V dc, 24V dc and 32V dc.

**Life Time**

: Around 1000 hours at 60 celsius. The resin won't be melted under 130 celsius.



Dimensions Millimetres



# Blade Fuses - Illuminated



## Mini Blade

### Reliability Test

Item	Frequency/Lots/Samples/ Failures	Standards Reference	Conditions
Precondition	For all reliability monitoring tests according to JEDEC Level 2	J-STD-020	Baking at 85°C for 24 hours. Moisture storage at 85°C/60% R.H. for 168 hours.
Solderability	1Q/1/22/0	JESD22-B102-B	Accelerated aging 155°C/24 hours. Tinning speed : 2.5+0.5cm/s. Tinning : A: 215°C/3+1s or B: 260°C/10+1s.
Resistance to soldering heat	1/100/0	And CNS-5068	3 x IR-reflow-soldering according to soldering profile.
Operating life test	1Q/1/40/0	JESD22-A113	Precondition : 85°C baking for 24 hours. 85°C/60%R.H. for 168 hours. T <sub>amb</sub> 25°C; I <sub>F</sub> = 20mA; duration 1000 hours.
High humidity, high temperature bias	1Q/1/45/0	CNS-11829	T <sub>amb</sub> : 85°C. Humidity : 85% R.H., I <sub>F</sub> = 5mA. Duration : 1000 hours.
High temperature bias	1Q/1/20/0	JESD-A101-B	T <sub>amb</sub> : 55°C; I <sub>F</sub> = 20mA. Duration : 1000 hours.
Pulse life test	1Q/1/40/0	HT specs.	T <sub>amb</sub> = 25°C, I <sub>f</sub> = 20mA, I <sub>p</sub> = 100mA, Duty cycle = 0.125 (t <sub>p</sub> = 125µs, T = 1 second). Duration 500 hours).
Temperature cycle	1Q/1/76/0	JESD-A104-A	A cycle : -40 degree C, 15 minutes; +85 degree C, 15 minutes Thermal steady within 5 minutes. 300 cycles 2 chamber/air-to-air type.
High humidity storage test	1Q/1/40/0	IEC 68-2-14, Nb	60+3°C. 90+5/-10% R.H. for 500 hours.
High temperature storage test	1Q/1/40/0	CNS-6117	100+10°C for 500 hours.
Low temperature storage test	1Q/1/40/0	CNS-554	-40+5°C for 500 hours.

### Characteristics of Fuse

#### Electrical Characteristics

Ampere Rating (%)	Current Rating (Ampere)	Operating Time	
		Minimum	Maximum
110	2 to 30	100 Hours	-
135		0.75 Seconds	1800 Seconds
200		0.15 Seconds	5 Seconds
350		0.08 Seconds	0.25 Seconds
600		0.03 Seconds	0.1 Seconds



# Blade Fuses - Illuminated



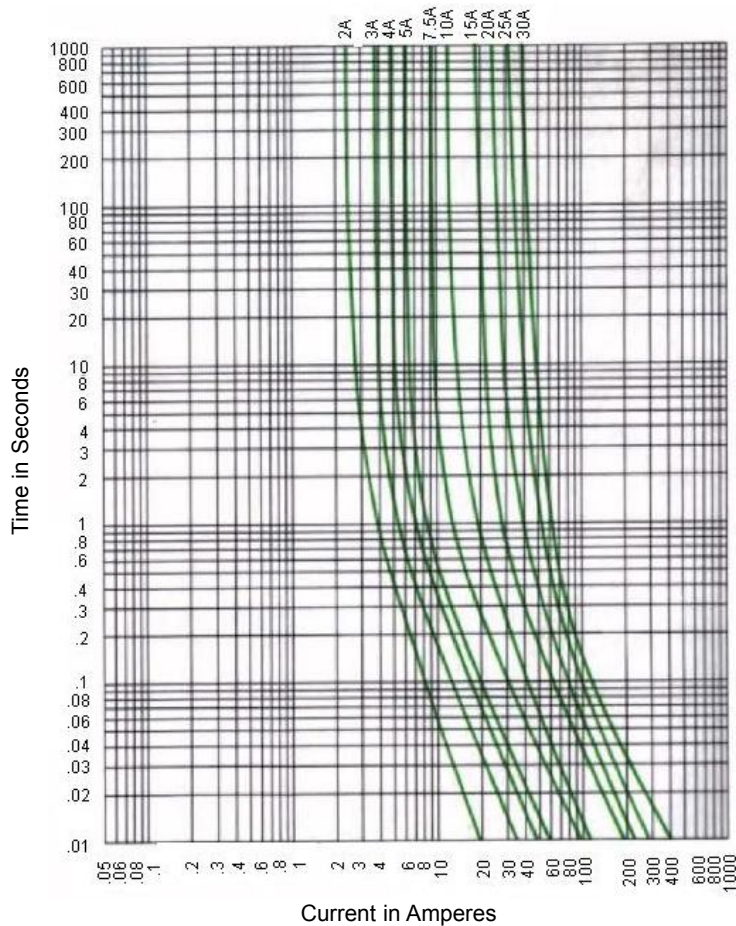
## Mini Blade

### Color Coding

Body Color Code	Ampere Rating (A)	Voltage Rating (V dc)	Normal Cold Resistance (Ohms)
Grey	2.0	32	0.0560
Violet	3.0		0.0340
Pink	4.0		0.0240
Tan	5.0		0.0180
Brown	7.5		0.0110
Red	10.0		0.0077
Blue	15.0		0.0045
Yellow	20.0		0.0032
Natural	25.0		0.0023
Green	30.0		0.0018

**Remarks:** Measuring fuse zinc alloy resistance by MO-2002 series digital/milliohm meter.

**Average Time Current Curve**

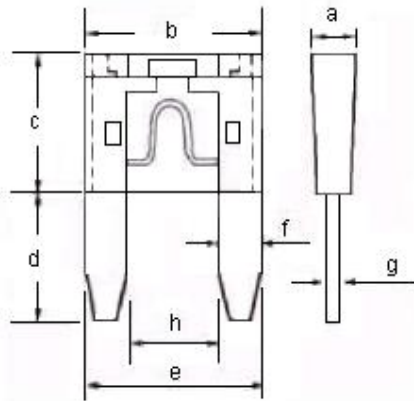


# Blade Fuses - Illuminated

## Mini Blade



### Outline Dimensions



a	4.0 (Maximum)
b	11.2 (Maximum)
c	9.0 (Maximum)
d	7.0 to 8.0
e	10.6 to 11.2
f	2.6 to 3.0
g	0.78 to 0.88
h	4.95 to 5.45

Dimensions : Millimetres

### Characteristics of Resin

Body : Plastic (130°C)

### Test Specifications

Properties	Basic	Test Conditions
Specific gravity	1.20	23/23°C
Light transmission	88	3.0m/m thick
Flexural strength	23,000	23°C
Impact strength	85	1/8 inch
Heat distortion temperature	132°C	18.6 Kg/cm <sup>2</sup> 120°C/hr
Mold shrinkage	0.5 to 0.7%	Parallel
Flammability	V-2	1/16 inch

**Remarks:** Under 24V dc power input and LED "ON" condition, the body housing is normal, not be melted under 130 celsius.



# Blade Fuses - Illuminated

## Mini Blade



### Part Number Table

Description	Part Number
Fuse, Automotive, Mini Blade, 5A	MCASP-L-E 5A
Fuse, Automotive, Mini Blade, 7.5	MCASP-L-E 7.5A
Fuse, Automotive, Mini Blade, 10A	MCASP-L-E 10A
Fuse, Automotive, Mini Blade, 15A	MCASP-L-E 15A
Fuse, Automotive, Mini Blade, 20A	MCASP-L-E 20A
Fuse, Automotive, Mini Blade, 25A	MCASP-L-E 25A
Fuse, Automotive, Mini Blade, 30A	MCASP-L-E 30A



# Blade Fuses - Illuminated

## Mini Blade



### Notes:

### International Sales Offices:

 <b>AUSTRALIA - Farnell</b> Tel No: ++61 1300 361 005 Fax No: ++61 1300 361 225	 <b>FINLAND - Farnell</b> Tel No: ++358 9 560 7780 Fax No: ++358 9 345 5411	 <b>ITALY - Farnell</b> Tel No: ++39 02 93 995 200 Fax No: ++39 02 93 995 300	 <b>SPAIN - Farnell</b> Tel No: 901 20 20 80 Fax No: 901 20 20 90
 <b>AUSTRIA - Farnell</b> Tel No: ++43 662 2180 680 Fax No: ++43 662 2180 670	 <b>FRANCE - Farnell</b> Tel No: ++33 474 68 99 99 Fax No: ++33 474 68 99 90	 <b>MALAYSIA - Farnell-Newark</b> Tel No: ++60 3 7873 8000 Fax No: ++60 3 7873 7000	 <b>SWEDEN - Farnell</b> Tel No: ++46 8 730 50 00 Fax No: ++46 8 83 52 62
 <b>BELGIUM - Farnell</b> Tel No: ++32 3 475 2810 Fax No: ++32 3 227 3648	 <b>GERMANY - Farnell</b> Tel No: ++49 89 61 39 39 39 Fax No: ++49 89 613 59 01	 <b>NETHERLANDS - Farnell</b> Tel No: ++31 30 241 7373 Fax No: ++31 30 241 7333	 <b>SWITZERLAND - Farnell</b> Tel No: ++44 204 64 64 Fax No: ++44 204 64 54
 <b>BRAZIL - Farnell-Newark</b> Tel No: ++55 11 4066 9400 Fax No: ++55 11 4066 9410	 <b>HONG KONG - Farnell-Newark</b> Tel No: ++852 2268 9888 Fax No: ++852 2268 9899	 <b>NEW ZEALAND - Farnell</b> Tel No: 0800 90 80 80 Fax No: 0800 90 80 81	 <b>UK - Farnell</b> Tel No: ++44 8701 200 200 Fax No: ++44 8701 200 201
 <b>CHINA - Farnell-Newark</b> Tel No: ++86 10 6238 5152 Fax No: ++86 10 6238 5022	 <b>HUNGARY - Farnell</b> Tel No: ++44 870 1200 208 Fax No: ++44 870 1200 209	 <b>NORWAY - Farnell</b> Tel No: 800 146 70 Fax No: 800 146 76	 <b>UK - CPC</b> ++44 8701 202 530 ++44 8701 202 531
 <b>CZECH REPUBLIC - Farnell</b> Tel No: ++44 870 1200 208 Fax No: ++44 870 1200 209	 <b>INDIA - Farnell</b> Tel No: ++44 870 1200 208 Fax No: ++44 870 1200 209	 <b>PORTUGAL - Farnell</b> Tel No: ++34 93 475 8804 Fax No: ++34 93 474 5288	 <b>USA - Newark</b> Tel No: 800 463 9275
 <b>DENMARK - Farnell</b> Tel No: ++45 44 53 66 44 Fax No: ++45 44 53 66 06	 <b>IRELAND - Farnell</b> Tel No: ++353 1 830 9277 Fax No: ++353 1 830 9016	 <b>RUSSIA - Farnell</b> Tel No: ++44 870 1200 208 Fax No: ++44 870 1200 209	 <b>EXPORT - Farnell</b> Tel No: ++44 8701 200 208 Fax No: ++44 8701 200 209 <b>For enquiries from all other markets</b>
 <b>ESTONIA - Farnell</b> Tel No: ++358 9 560 7780 Fax No: ++358 9 345 5411	 <b>ISRAEL - Farnell</b> Tel No: ++180 937 0015 Fax No: ++180 937 0014	 <b>SINGAPORE - Farnell-Newark</b> Tel No: ++65 6788 0200 Fax No: ++65 6788 0300	<a href="http://www.farnell.com">http://www.farnell.com</a> <a href="http://www.newark.com">http://www.newark.com</a> <a href="http://www.cpc.co.uk">http://www.cpc.co.uk</a>

**Disclaimer** This data sheet and its contents (the "Information") belong to the Premier Farnell Group (the "Group") or are licensed to it. No licence is granted for the use of it other than for information purposes in connection with the products to which it relates. No licence of any intellectual property rights is granted. The Information is subject to change without notice and replaces all data sheets previously supplied. The Information supplied is believed to be accurate but the Group assumes no responsibility for its accuracy or completeness, any error in or omission from it or for any use made of it. Users of this data sheet should check for themselves the Information and the suitability of the products for their purpose and not make any assumptions based on information included or omitted. Liability for loss or damage resulting from any reliance on the Information or use of it (including liability resulting from negligence or where the Group was aware of the possibility of such loss or damage arising) is excluded. This will not operate to limit or restrict the Group's liability for death or personal injury resulting from its negligence. SPC Multicomp is the registered trademark of the Group. © Premier Farnell plc 2008.

