

Protective Devices

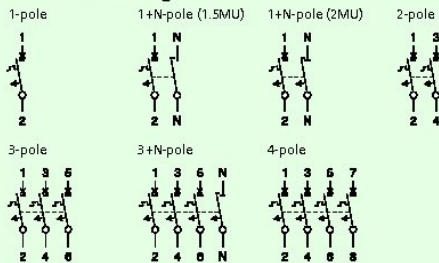
Miniature Circuit Breakers PLS..., PLZ...

- High selectivity between MCB and back-up fuse due to low let-through energy
- Compatible with standard busbar
- Twin-purpose terminal (lift/open-mouthed) above and below
- Busbar positioning optionally above or below
- Meets the requirements of insulation co-ordination, distance between contacts ≥ 4 mm, for secure isolation
- Suitable for applications up to 48 V DC (use PLS6-DC for higher DC voltages)
- PLS6-DC: Rated breaking capacity 6 kA according to IEC/EN 60947-2
Rated voltage 250 V (per pole), $t_r = 4$ ms
Take into account polarity!

Accessories:

Auxiliary switch for subsequent installation	ZP-AHK	248436
Tripping signal contact for subsequent installation	ZP-NHK	248437
Remote control and automatic switching device	Z-FWLP	248296
Shunt trip release	ZP-ASA/..	248438, 248439
Undervoltage release	Z-USA/..	248288-248291
Compact enclosure	KLV-TC-2	276240
	KLV-TC-4	276241
Additional terminal 35mm ²	Z-HA-EK/35	263960
Anti-tamper device	HA7-SPE	750960510

Connection diagrams



Technical Data

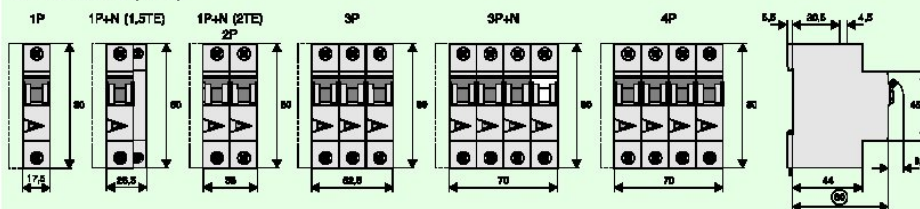
Electrical

Design according to	PLSM	IEC/EN 60898
	PLS6-DC	IEC/EN 60947-2
Current test marks as printed onto the device		
Rated voltage	PLS., PLZ.	AC: 230/400V
	PLS., PLZ.	DC: 48V (per pole)
	PLS6-DC	DC: 250V (per pole)
Rated frequency		50/60 Hz
Rated breaking capacity according to IEC/EN 60898	PLSM, PLZM	10 kA
	PLS6, PLZ6	6 kA
	PLS4, PLZ4	4.5 kA
Rated breaking capacity according to IEC/EN 60947-2	PLS6-DC	10 kA
Characteristic		B, C, D
Back-up fuse	PLSM	max. 125 A gL
	PLS6	max. 100 A gL
	PLS4	max. 80 A gL
Selectivity class		3
Endurance		$\geq 8,000$ operating cycles
Line voltage connection		optional (above/below)

Mechanical

Frame size	45 mm
Device height	80 mm
Device width	17.5 mm per pole (1MU) 26.3 mm: device 1P+N (1.5MU)
Mounting	quick fastening with 3 lock-in positions on DIN rail EN 50022
Degree of protection	IP20
Upper and lower terminals	open mouthed/lift terminals
Terminal protection	finger and hand touch safe, BGV A3, ÖVE-EN 6
Terminal capacity	1-25 mm ² (1p+N, 1.5MU)
Terminal fastening torque	2-2.4 Nm (1p+N, 1.5MU)
Busbar thickness	0.8 - 2 mm (except N 0.5 MU)
Mounting	independent of position

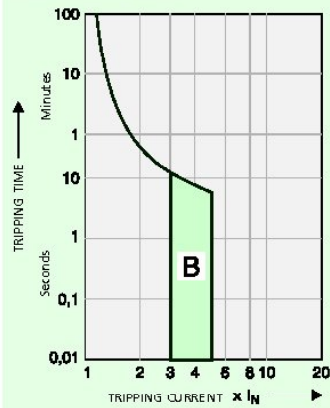
Dimensions (mm)



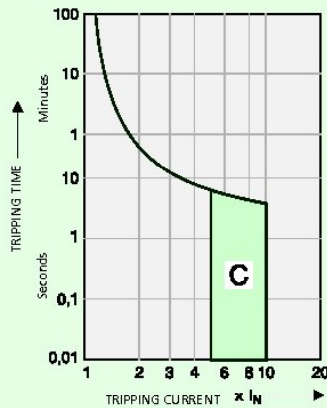
Protective Devices

Tripping Characteristics (IEC/EN 60898)

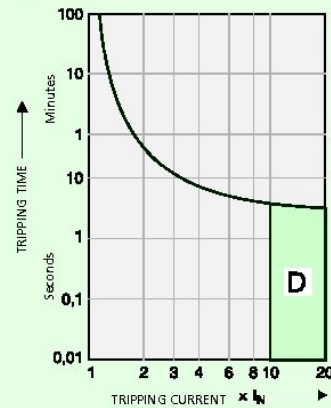
Tripping characteristic B



Tripping characteristic C



Tripping characteristic D



Quick-acting (B), slow (C), very slow (D)

Effect of the Ambient Temperature on Thermal Tripping Behaviour

Adjusted rated current values according to the ambient temperature

I_n [A]	Ambient temperature T [°C]																																																																																																																																																																																																																																																																																																																																		
	-25	-20	-10	0	10	20	30	35	40	45	50	55	60	1	1.5	2	2.5	3	3.5	4	5	6	8	10	12	15	18	16	15	14	13	12	11	10	9	8	7	6	5	4	3	2	1																																																																																																																																																																																																																																																																																								
0.16	0.20	0.19	0.19	0.18	0.17	0.17	0.16	0.16	0.16	0.16	0.16	0.14	0.14	1.2	1.2	1.2	1.1	1.1	1.0	1.0	0.99	0.97	0.95	0.93	0.90	0.89	1.8	1.8	1.8	1.7	1.7	1.6	1.6	1.5	1.5	1.5	1.4	1.4	1.4	1.4	1.3	1.8	2.0	1.9	1.9	1.8	1.7	1.7	1.8	1.8	1.5	1.5	1.5	1.4	1.4	1.4	1.4	1.4	1.8	2	2.4	2.3	2.2	2.2	2.1	2.0	2.0	1.9	1.9	1.9	1.8	1.8	2.5	3.1	3.0	2.9	2.8	2.7	2.6	2.5	2.5	2.4	2.4	2.3	2.3	2.2	3	3.7	3.6	3.5	3.4	3.3	3.1	3.0	3.0	2.9	2.8	2.8	2.7	2.7	3.5	4.3	4.2	4.1	3.9	3.8	3.7	3.5	3.4	3.4	3.3	3.2	3.2	3.1	4	4.9	4.8	4.7	4.5	4.3	4.2	4.0	3.9	3.9	3.8	3.7	3.6	3.5	5	6.1	6.0	5.8	5.5	5.4	5.2	5.0	4.8	4.8	4.7	4.6	4.5	4.4	6	7.3	7.2	7.0	6.7	6.5	6.3	6.0	5.9	5.8	5.7	5.6	5.4	5.3	8	9.8	9.6	9.3	9.0	8.7	8.4	8.0	7.9	7.7	7.6	7.4	7.2	7.1	10	12	12	12	11	11	10	10	9.9	9.7	9.6	9.3	9.0	8.9	12	15	14	14	13	13	12	12	12	11	11	11	11	15	16	16	15	15	14	14	13	13	12	12	12	12	16	18	18	17	17	16	16	15	15	15	14	14	14	13	15	20	19	19	18	17	17	16	16	15	15	15	14	14	14	20	24	24	23	22	22	21	20	20	19	18	18	18	18	25	31	30	29	28	27	26	25	25	24	24	23	23	22	32	39	38	37	36	35	33	32	32	31	30	30	29	28	40	49	48	47	45	43	42	40	39	39	38	37	36	35	60	61	60	58	56	54	52	50	49	48	47	46	45	44	80	77	76	73	71	68	66	63	62	61	60	58	57	56

Load Capacity of Series Connected Miniature Circuit Breakers



Effect of Power Frequency

Effect of power frequency on the tripping behaviour I_{MA} of the quick release

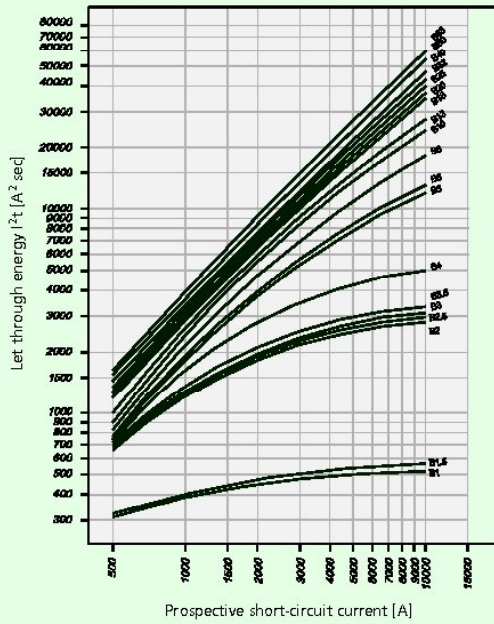
$I_{MA}(f)/I_{MA}(50\text{Hz})$ [%]	Power frequency f [Hz]						
	$16\frac{2}{3}$	50	60	100	200	300	400
	91	100	101	106	115	134	141



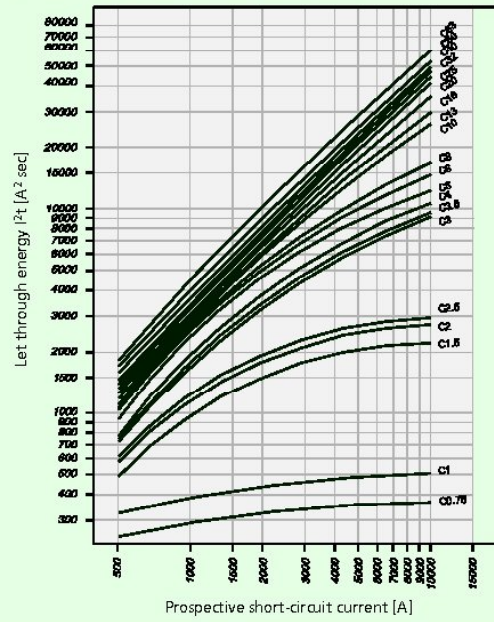
Protective Devices

Let-through Energy PLSM

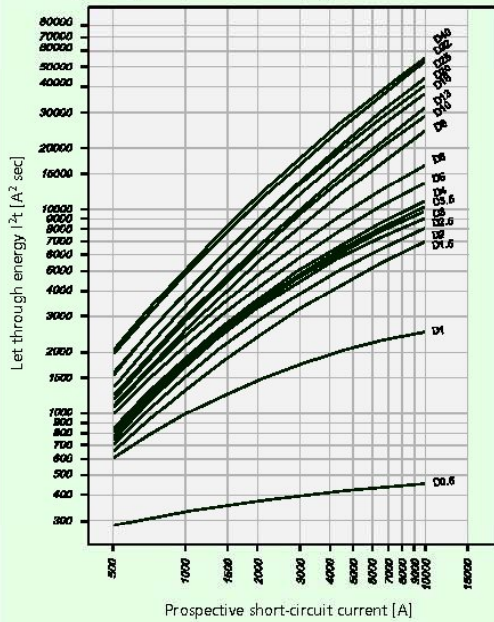
Let-through energy PLSM, characteristic B, 1-pole



Let-through energy PLSM, characteristic C, 1-pole



Let-through energy PLSM, characteristic D, 1-pole



x pole

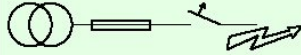
x pole

Protective Devices

Short Circuit Selectivity PLSM towards DIAZED Fuses

In case of short circuit, there is selectivity between the miniature circuit breakers PLSM and the upstream fuses up to the specified values of the selectivity limit current I_s [kA] (i. e. in case of short-circuit currents I_{sc} under I_s , only the MCB will trip, in case of short circuit currents above this value both protective devices will respond).

*) basically in accordance with EN 60898 D.5.2.b



Short circuit selectivity **characteristic B** towards fuse link **DIAZED***)

PLSM I_n [A]	DIAZED DII-DIV gL/gG									
	10	16	20	25	35	50	63	80	100	
1.0	<0.5 ¹⁾	1.2	10.0 ²⁾	10.0 ²⁾	10.0 ²⁾	10.0 ²⁾	10.0 ²⁾	10.0 ²⁾	10.0 ²⁾	10.0 ²⁾
1.5	<0.5 ¹⁾	1.0	10.0 ²⁾	10.0 ²⁾	10.0 ²⁾	10.0 ²⁾	10.0 ²⁾	10.0 ²⁾	10.0 ²⁾	10.0 ²⁾
2.0	<0.5 ¹⁾	<0.5 ¹⁾	0.8	1.6	10.0 ²⁾	10.0 ²⁾	10.0 ²⁾	10.0 ²⁾	10.0 ²⁾	10.0 ²⁾
2.5	<0.5 ¹⁾	<0.5 ¹⁾	0.8	1.5	10.0 ²⁾	10.0 ²⁾	10.0 ²⁾	10.0 ²⁾	10.0 ²⁾	10.0 ²⁾
3.0	<0.5 ¹⁾	<0.5 ¹⁾	0.8	1.4	10.0 ²⁾	10.0 ²⁾	10.0 ²⁾	10.0 ²⁾	10.0 ²⁾	10.0 ²⁾
3.5	<0.5 ¹⁾	<0.5 ¹⁾	0.7	1.3	10.0 ²⁾	10.0 ²⁾	10.0 ²⁾	10.0 ²⁾	10.0 ²⁾	10.0 ²⁾
4	<0.5 ¹⁾	<0.5 ¹⁾	0.6	1.0	3.6	10.0 ²⁾	10.0 ²⁾	10.0 ²⁾	10.0 ²⁾	10.0 ²⁾
5	<0.5 ¹⁾	<0.5 ¹⁾	0.6	0.9	2.0	3.5	8.5	10.0 ²⁾	10.0 ²⁾	10.0 ²⁾
6		<0.5 ¹⁾	0.6	0.9	1.8	3.2	7.4	10.0 ²⁾	10.0 ²⁾	10.0 ²⁾
8		<0.5 ¹⁾	0.5	0.8	1.6	2.6	5.2	8.3	10.0 ²⁾	10.0 ²⁾
10			0.5	0.8	1.4	2.2	3.9	6.0	10.0 ²⁾	10.0 ²⁾
13			0.5	0.7	1.3	2.0	3.6	5.4	10.0 ²⁾	10.0 ²⁾
16				0.6	1.2	1.9	3.2	4.6	8.4	10.0 ²⁾
20					1.2	1.8	3.1	4.4	7.8	10.0 ²⁾
25					1.2	1.8	3.0	4.2	7.3	10.0 ²⁾
32						1.7	2.8	3.9	6.8	10.0 ²⁾
40							2.7	3.8	6.5	10.0 ²⁾
50							2.5	3.5	5.7	10.0 ²⁾
63									5.3	10.0 ²⁾

Short circuit selectivity **characteristic C** towards fuse link **DIAZED***)

PLSM I_n [A]	DIAZED DII-DIV gL/gG									
	10	16	20	25	35	50	63	80	100	
0.75	1.0	10.0 ²⁾	10.0 ²⁾	10.0 ²⁾	10.0 ²⁾	10.0 ²⁾	10.0 ²⁾	10.0 ²⁾	10.0 ²⁾	10.0 ²⁾
1.0	<0.5 ¹⁾	1.2	10.0 ²⁾	10.0 ²⁾	10.0 ²⁾	10.0 ²⁾	10.0 ²⁾	10.0 ²⁾	10.0 ²⁾	10.0 ²⁾
1.5	<0.5 ¹⁾	<0.5 ¹⁾	1.0	2.2	10.0 ²⁾	10.0 ²⁾	10.0 ²⁾	10.0 ²⁾	10.0 ²⁾	10.0 ²⁾
2.0	<0.5 ¹⁾	<0.5 ¹⁾	0.8	1.6	10.0 ²⁾	10.0 ²⁾	10.0 ²⁾	10.0 ²⁾	10.0 ²⁾	10.0 ²⁾
2.5	<0.5 ¹⁾	<0.5 ¹⁾	0.8	1.4	10.0 ²⁾	10.0 ²⁾	10.0 ²⁾	10.0 ²⁾	10.0 ²⁾	10.0 ²⁾
3.0	<0.5 ¹⁾	<0.5 ¹⁾	0.8	0.9	10.0 ²⁾	10.0 ²⁾	10.0 ²⁾	10.0 ²⁾	10.0 ²⁾	10.0 ²⁾
3.5	<0.5 ¹⁾	<0.5 ¹⁾	0.6	0.9	2.2	4.5	10.0 ²⁾	10.0 ²⁾	10.0 ²⁾	10.0 ²⁾
4	<0.5 ¹⁾	<0.5 ¹⁾	0.6	0.8	1.8	3.6	9.7	10.0 ²⁾	10.0 ²⁾	10.0 ²⁾
5	<0.5 ¹⁾	<0.5 ¹⁾	0.6	0.7	1.5	2.7	7.3	10.0 ²⁾	10.0 ²⁾	10.0 ²⁾
6		<0.5 ¹⁾	0.5	0.6	1.4	2.4	5.5	10.0 ²⁾	10.0 ²⁾	10.0 ²⁾
8		<0.5 ¹⁾	<0.5 ¹⁾	0.6	1.3	2.2	4.7	8.7	10.0 ²⁾	10.0 ²⁾
10			<0.5 ¹⁾	0.6	1.3	2.0	3.6	5.4	10.0 ²⁾	10.0 ²⁾
13					1.3	1.9	3.3	5.0	9.4	10.0 ²⁾
16					1.2	1.8	3.2	4.4	8.0	10.0 ²⁾
20					1.2	1.8	3.1	4.1	7.0	10.0 ²⁾
25						1.7	2.8	3.8	6.5	10.0 ²⁾
32							2.7	3.7	6.2	10.0 ²⁾
40								3.5	5.9	10.0 ²⁾
50									5.5	10.0 ²⁾
63										10.0 ²⁾

Short circuit selectivity **characteristic D** towards fuse link **DIAZED***)

PLSM I_n [A]	DIAZED DII-DIV gL/gG									
	10	16	20	25	35	50	63	80	100	
0.5	0.5	3.0	10.0 ²⁾	10.0 ²⁾	10.0 ²⁾	10.0 ²⁾	10.0 ²⁾	10.0 ²⁾	10.0 ²⁾	10.0 ²⁾
1.0	<0.5 ¹⁾	<0.5 ¹⁾	1.0	2.4	10.0 ²⁾	10.0 ²⁾	10.0 ²⁾	10.0 ²⁾	10.0 ²⁾	10.0 ²⁾
1.5	<0.5 ¹⁾	<0.5 ¹⁾	0.7	1.2	3.5	7.7	10.0 ²⁾	10.0 ²⁾	10.0 ²⁾	10.0 ²⁾
2.0	<0.5 ¹⁾	<0.5 ¹⁾	0.6	1.0	2.8	5.8	10.0 ²⁾	10.0 ²⁾	10.0 ²⁾	10.0 ²⁾
2.5	<0.5 ¹⁾	<0.5 ¹⁾	0.6	1.4	2.3	4.6	10.0 ²⁾	10.0 ²⁾	10.0 ²⁾	10.0 ²⁾
3.0	<0.5 ¹⁾	<0.5 ¹⁾	0.6	0.9	2.3	4.3	10.0 ²⁾	10.0 ²⁾	10.0 ²⁾	10.0 ²⁾
3.5	<0.5 ¹⁾	<0.5 ¹⁾	0.6	0.9	2.1	4.0	10.0 ²⁾	10.0 ²⁾	10.0 ²⁾	10.0 ²⁾
4		<0.5 ¹⁾	0.6	0.9	2.0	3.8	9.5	10.0 ²⁾	10.0 ²⁾	10.0 ²⁾
5		<0.5 ¹⁾	0.5	0.7	1.7	3.1	7.0	10.0 ²⁾	10.0 ²⁾	10.0 ²⁾
6			0.5	0.7	1.5	2.6	5.3	9.1	10.0 ²⁾	10.0 ²⁾
8			<0.5 ¹⁾	0.7	1.4	2.2	3.9	6.0	10.0 ²⁾	10.0 ²⁾
10				0.7	1.2	1.9	3.4	5.0	9.5	10.0 ²⁾
13					1.2	1.8	3.2	4.6	8.6	10.0 ²⁾
16						1.6	2.7	4.0	7.4	10.0 ²⁾
20						1.5	2.5	3.5	6.7	10.0 ²⁾
25							2.4	3.4	6.2	10.0 ²⁾
32								2.8	5.0	10.0 ²⁾
40									4.8	10.0 ²⁾

¹⁾ Selectivity limit current I_s under 0.5 kA

²⁾ Selectivity limit current I_s = rated breaking capacity I_{cn} of the MCB

no selectivity

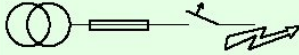
x pole

Protective Devices

Short Circuit Selectivity PLSM towards NEOZED Fuses

In case of short circuit, there is selectivity between the miniature circuit breakers PLSM and the upstream fuses up to the specified values of the selectivity limit current I_s [kA] (i. e. in case of short-circuit currents I_{sc} under I_s , only the MCB will trip, in case of short circuit currents above this value both protective devices will respond).

*) basically in accordance with EN 60898 D.5.2.b



Short circuit selectivity **characteristic B** towards fuse link **NEOZED***)

PLSM	NEOZED D01-D03 gL/gG									
I_n [A]	10	16	20	25	35	50	63	80	100	
1.0	<0.5 ¹⁾	10.0 ²⁾	10.0 ²⁾	10.0 ²⁾	10.0 ²⁾	10.0 ²⁾	10.0 ²⁾	10.0 ²⁾	10.0 ²⁾	10.0 ²⁾
1.5	<0.5 ¹⁾	4.1	10.0 ²⁾	10.0 ²⁾	10.0 ²⁾	10.0 ²⁾	10.0 ²⁾	10.0 ²⁾	10.0 ²⁾	10.0 ²⁾
2.0	<0.5 ¹⁾	<0.5 ¹⁾	0.6	1.0	10.0 ²⁾	10.0 ²⁾	10.0 ²⁾	10.0 ²⁾	10.0 ²⁾	10.0 ²⁾
2.5	<0.5 ¹⁾	<0.5 ¹⁾	0.6	1.0	10.0 ²⁾	10.0 ²⁾	10.0 ²⁾	10.0 ²⁾	10.0 ²⁾	10.0 ²⁾
3.0	<0.5 ¹⁾	<0.5 ¹⁾	0.5	1.0	10.0 ²⁾	10.0 ²⁾	10.0 ²⁾	10.0 ²⁾	10.0 ²⁾	10.0 ²⁾
3.5	<0.5 ¹⁾	<0.5 ¹⁾	0.5	0.9	7.0	10.0 ²⁾	10.0 ²⁾	10.0 ²⁾	10.0 ²⁾	10.0 ²⁾
4	<0.5 ¹⁾	<0.5 ¹⁾	0.5	0.9	2.5	10.0 ²⁾	10.0 ²⁾	10.0 ²⁾	10.0 ²⁾	10.0 ²⁾
5		<0.5 ¹⁾	0.5	0.8	1.7	4.0	7.0	10.0 ²⁾	10.0 ²⁾	10.0 ²⁾
6		<0.5 ¹⁾	0.5	0.8	1.6	3.6	6.0	10.0 ²⁾	10.0 ²⁾	10.0 ²⁾
8			0.5	0.8	1.4	2.8	4.3	8.2	10.0 ²⁾	10.0 ²⁾
10			0.5	0.7	1.3	2.4	3.4	6.0	10.0 ²⁾	10.0 ²⁾
13			<0.5 ¹⁾	0.7	1.2	2.3	3.2	5.3	10.0 ²⁾	10.0 ²⁾
16				0.6	1.1	2.2	2.9	4.6	10.0	10.0
20					1.1	2.1	2.8	4.4	9.3	9.3
25					1.1	2.0	2.7	4.2	8.7	8.7
32						2.0	2.6	4.0	8.0	8.0
40							2.5	3.8	7.5	7.5
50							2.3	3.4	6.7	6.7
63									6.2	6.2

Short circuit selectivity **characteristic C** towards fuse link **NEOZED***)

PLSM	NEOZED D01-D03 gL/gG									
I_n [A]	10	16	20	25	35	50	63	80	100	
0.75	<0.5 ¹⁾	10.0 ²⁾	10.0 ²⁾	10.0 ²⁾	10.0 ²⁾	10.0 ²⁾	10.0 ²⁾	10.0 ²⁾	10.0 ²⁾	10.0 ²⁾
1.0	<0.5 ¹⁾	10.0 ²⁾	10.0 ²⁾	10.0 ²⁾	10.0 ²⁾	10.0 ²⁾	10.0 ²⁾	10.0 ²⁾	10.0 ²⁾	10.0 ²⁾
1.5	<0.5 ¹⁾	0.5	0.6	0.9	10.0 ²⁾	10.0 ²⁾	10.0 ²⁾	10.0 ²⁾	10.0 ²⁾	10.0 ²⁾
2.0	<0.5 ¹⁾	<0.5 ¹⁾	0.5	0.7	10.0 ²⁾	10.0 ²⁾	10.0 ²⁾	10.0 ²⁾	10.0 ²⁾	10.0 ²⁾
2.5	<0.5 ¹⁾	<0.5 ¹⁾	0.5	0.7	10.0 ²⁾	10.0 ²⁾	10.0 ²⁾	10.0 ²⁾	10.0 ²⁾	10.0 ²⁾
3.0	<0.5 ¹⁾	<0.5 ¹⁾	<0.5 ¹⁾	0.6	1.9	5.2	10.0 ²⁾	10.0 ²⁾	10.0 ²⁾	10.0 ²⁾
3.5	<0.5 ¹⁾	<0.5 ¹⁾	<0.5 ¹⁾	0.6	1.8	4.7	9.5	10.0 ²⁾	10.0 ²⁾	10.0 ²⁾
4	<0.5 ¹⁾	<0.5 ¹⁾	<0.5 ¹⁾	0.6	1.6	4.0	7.6	10.0 ²⁾	10.0 ²⁾	10.0 ²⁾
5		<0.5 ¹⁾	<0.5 ¹⁾	0.5	1.3	3.1	5.7	10.0 ²⁾	10.0 ²⁾	10.0 ²⁾
6		<0.5 ¹⁾	<0.5 ¹⁾	<0.5 ¹⁾	1.2	2.7	4.5	10.0 ²⁾	10.0 ²⁾	10.0 ²⁾
8		<0.5 ¹⁾	<0.5 ¹⁾	<0.5 ¹⁾	1.2	2.5	4.0	8.6	10.0 ²⁾	10.0 ²⁾
10			<0.5 ¹⁾	<0.5 ¹⁾	1.2	2.3	3.1	5.4	10.0 ²⁾	10.0 ²⁾
13					1.1	2.2	3.0	4.9	10.0 ²⁾	10.0 ²⁾
16					1.1	2.1	2.8	4.4	9.5	9.5
20					1.0	2.0	2.6	4.0	8.3	8.3
25						1.9	2.5	3.8	7.8	7.8
32							2.5	3.7	7.3	7.3
40								3.5	7.0	7.0
50									6.5	6.5
63										6.2

Short circuit selectivity **characteristic D** towards fuse link **NEOZED***)

PLSM	NEOZED D01-D03 gL/gG									
I_n [A]	10	16	20	25	35	50	63	80	100	
0.5	<0.5 ¹⁾	10.0 ²⁾	10.0 ²⁾	10.0 ²⁾	10.0 ²⁾	10.0 ²⁾	10.0 ²⁾	10.0 ²⁾	10.0 ²⁾	10.0 ²⁾
1.0	<0.5 ¹⁾	<0.5 ¹⁾	0.7	1.3	10.0 ²⁾	10.0 ²⁾	10.0 ²⁾	10.0 ²⁾	10.0 ²⁾	10.0 ²⁾
1.5	<0.5 ¹⁾	<0.5 ¹⁾	0.6	0.9	2.8	9.0	10.0 ²⁾	10.0 ²⁾	10.0 ²⁾	10.0 ²⁾
2.0	<0.5 ¹⁾	<0.5 ¹⁾	0.6	0.8	2.2	6.7	10.0 ²⁾	10.0 ²⁾	10.0 ²⁾	10.0 ²⁾
2.5	<0.5 ¹⁾	<0.5 ¹⁾	0.5	0.7	1.9	5.4	10.0 ²⁾	10.0 ²⁾	10.0 ²⁾	10.0 ²⁾
3.0	<0.5 ¹⁾	<0.5 ¹⁾	0.5	0.7	1.8	4.8	9.3	10.0 ²⁾	10.0 ²⁾	10.0 ²⁾
3.5	<0.5 ¹⁾	<0.5 ¹⁾	0.5	0.7	1.7	4.7	8.6	10.0 ²⁾	10.0 ²⁾	10.0 ²⁾
4		<0.5 ¹⁾	0.5	0.7	1.7	4.6	7.7	10.0 ²⁾	10.0 ²⁾	10.0 ²⁾
5		<0.5 ¹⁾	<0.5 ¹⁾	0.6	1.5	3.5	5.8	10.0 ²⁾	10.0 ²⁾	10.0 ²⁾
6			<0.5 ¹⁾	0.5	1.3	2.9	4.5	9.0	10.0 ²⁾	10.0 ²⁾
8			<0.5 ¹⁾	0.5	1.2	2.4	3.5	6.0	10.0 ²⁾	10.0 ²⁾
10				0.5	1.1	2.2	3.0	5.0	10.0 ²⁾	10.0 ²⁾
13					1.1	2.1	2.9	4.6	10.0 ²⁾	10.0 ²⁾
16						1.9	2.6	3.9	9.0	9.0
20						1.7	2.3	3.5	8.0	8.0
25							2.2	3.4	7.5	7.5
32								2.9	6.0	6.0
40									5.7	5.7

¹⁾ Selectivity limit current I_s under 0.5 kA

²⁾ Selectivity limit current I_s = rated breaking capacity I_{cn} of the MCB

no selectivity

x pole

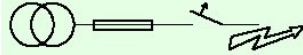
x pole

Protective Devices

Short Circuit Selectivity PLSM towards NH-00 Fuses

In case of short circuit, there is selectivity between the miniature circuit breakers PLSM and the upstream fuses up to the specified values of the selectivity limit current I_s [kA] (i. e. in case of short-circuit currents I_{sc} under I_s , only the MCB will trip, in case of short circuit currents above this value both protective devices will respond).

*) basically in accordance with EN 60898 D.5.2.b



Short circuit selectivity **characteristic B** towards fuse link **NH-00***)

PLSM	NH-00 gL/gG												
I_n [A]	16	20	25	32	35	40	50	63	80	100	125	160	
1.0	0.9	10.0 ²⁾	10.0 ²⁾	10.0 ²⁾	10.0 ²⁾	10.0 ²⁾	10.0 ²⁾	10.0 ²⁾	10.0 ²⁾	10.0 ²⁾	10.0 ²⁾	10.0 ²⁾	10.0 ²⁾
1.5	0.8	10.0 ²⁾	10.0 ²⁾	10.0 ²⁾	10.0 ²⁾	10.0 ²⁾	10.0 ²⁾	10.0 ²⁾	10.0 ²⁾	10.0 ²⁾	10.0 ²⁾	10.0 ²⁾	10.0 ²⁾
2.0	<0.5 ¹⁾	0.5	1.0	2.5	10.0 ²⁾	10.0 ²⁾	10.0 ²⁾	10.0 ²⁾	10.0 ²⁾	10.0 ²⁾	10.0 ²⁾	10.0 ²⁾	10.0 ²⁾
2.5	<0.5 ¹⁾	0.5	1.0	2.3	10.0 ²⁾	10.0 ²⁾	10.0 ²⁾	10.0 ²⁾	10.0 ²⁾	10.0 ²⁾	10.0 ²⁾	10.0 ²⁾	10.0 ²⁾
3.0	<0.5 ¹⁾	0.5	0.9	2.1	8.0	10.0 ²⁾	10.0 ²⁾	10.0 ²⁾	10.0 ²⁾	10.0 ²⁾	10.0 ²⁾	10.0 ²⁾	10.0 ²⁾
3.5	<0.5 ¹⁾	0.5	0.9	1.8	5.5	10.0 ²⁾	10.0 ²⁾	10.0 ²⁾	10.0 ²⁾	10.0 ²⁾	10.0 ²⁾	10.0 ²⁾	10.0 ²⁾
4	<0.5 ¹⁾	<0.5 ¹⁾	0.8	1.3	2.3	4.3	10.0 ²⁾	10.0 ²⁾	10.0 ²⁾	10.0 ²⁾	10.0 ²⁾	10.0 ²⁾	10.0 ²⁾
5	<0.5 ¹⁾	<0.5 ¹⁾	0.7	1.1	1.6	2.2	3.6	4.8	8.9	10.0 ²⁾	10.0 ²⁾	10.0 ²⁾	10.0 ²⁾
6	<0.5 ¹⁾	<0.5 ¹⁾	0.7	1.1	1.5	2.0	3.3	4.3	7.6	10.0 ²⁾	10.0 ²⁾	10.0 ²⁾	10.0 ²⁾
8	<0.5 ¹⁾	<0.5 ¹⁾	0.6	1.0	1.3	1.7	2.6	3.3	5.2	10.0 ²⁾	10.0 ²⁾	10.0 ²⁾	10.0 ²⁾
10	<0.5 ¹⁾	<0.5 ¹⁾	0.6	0.9	1.2	1.5	2.2	2.7	4.0	9.0	10.0 ²⁾	10.0 ²⁾	10.0 ²⁾
13	<0.5 ¹⁾	<0.5 ¹⁾	0.6	0.8	1.1	1.4	2.1	2.6	3.8	7.9	10.0 ²⁾	10.0 ²⁾	10.0 ²⁾
16	<0.5 ¹⁾	<0.5 ¹⁾	0.5	0.7	1.0	1.3	1.9	2.4	3.4	6.4	9.3	10.0 ²⁾	10.0 ²⁾
20	<0.5 ¹⁾	<0.5 ¹⁾	0.5	0.7	1.0	1.3	1.9	2.4	3.3	6.0	8.7	10.0 ²⁾	10.0 ²⁾
25	<0.5 ¹⁾	<0.5 ¹⁾	0.5	0.7	1.0	1.3	1.8	2.3	3.2	5.7	8.0	10.0 ²⁾	10.0 ²⁾
32	<0.5 ¹⁾	<0.5 ¹⁾	0.5	0.7	1.0	1.3	1.8	2.3	3.1	5.4	7.6	10.0 ²⁾	10.0 ²⁾
40	<0.5 ¹⁾	<0.5 ¹⁾	0.5	0.7	1.0	1.3	1.8	2.3	3.0	5.1	7.2	10.0 ²⁾	10.0 ²⁾
50	<0.5 ¹⁾	<0.5 ¹⁾	0.5	0.7	1.0	1.3	1.8	2.3	2.8	4.7	6.6	9.5	10.0 ²⁾
63	<0.5 ¹⁾	<0.5 ¹⁾	0.5	0.7	1.0	1.3	1.8	2.3	2.6	4.4	6.3	8.6	10.0 ²⁾

Short circuit selectivity **characteristic C** towards fuse link **NH-00***)

PLSM	NH-00 gL/gG												
I_n [A]	16	20	25	32	35	40	50	63	80	100	125	160	
0.75	10.0 ²⁾	10.0 ²⁾	10.0 ²⁾	10.0 ²⁾	10.0 ²⁾	10.0 ²⁾	10.0 ²⁾	10.0 ²⁾	10.0 ²⁾	10.0 ²⁾	10.0 ²⁾	10.0 ²⁾	10.0 ²⁾
1.0	0.9	10.0 ²⁾	10.0 ²⁾	10.0 ²⁾	10.0 ²⁾	10.0 ²⁾	10.0 ²⁾	10.0 ²⁾	10.0 ²⁾	10.0 ²⁾	10.0 ²⁾	10.0 ²⁾	10.0 ²⁾
1.5	<0.5 ¹⁾	0.6	1.3	4.2	10.0 ²⁾	10.0 ²⁾	10.0 ²⁾	10.0 ²⁾	10.0 ²⁾	10.0 ²⁾	10.0 ²⁾	10.0 ²⁾	10.0 ²⁾
2.0	<0.5 ¹⁾	0.6	1.0	2.5	10.0 ²⁾	10.0 ²⁾	10.0 ²⁾	10.0 ²⁾	10.0 ²⁾	10.0 ²⁾	10.0 ²⁾	10.0 ²⁾	10.0 ²⁾
2.5	<0.5 ¹⁾	0.5	1.0	2.1	10.0 ²⁾	10.0 ²⁾	10.0 ²⁾	10.0 ²⁾	10.0 ²⁾	10.0 ²⁾	10.0 ²⁾	10.0 ²⁾	10.0 ²⁾
3.0	<0.5 ¹⁾	<0.5 ¹⁾	0.7	1.2	1.8	2.6	4.7	6.6	10.0 ²⁾	10.0 ²⁾	10.0 ²⁾	10.0 ²⁾	10.0 ²⁾
3.5	<0.5 ¹⁾	<0.5 ¹⁾	0.7	1.1	1.7	2.4	4.2	6.0	10.0 ²⁾	10.0 ²⁾	10.0 ²⁾	10.0 ²⁾	10.0 ²⁾
4	<0.5 ¹⁾	<0.5 ¹⁾	0.7	1.0	1.5	2.1	3.6	5.0	10.0 ²⁾	10.0 ²⁾	10.0 ²⁾	10.0 ²⁾	10.0 ²⁾
5	<0.5 ¹⁾	<0.5 ¹⁾	0.6	0.8	1.2	1.7	2.8	3.8	8.7	10.0 ²⁾	10.0 ²⁾	10.0 ²⁾	10.0 ²⁾
6	<0.5 ¹⁾	<0.5 ¹⁾	0.5	0.8	1.2	1.5	2.5	3.3	5.7	10.0 ²⁾	10.0 ²⁾	10.0 ²⁾	10.0 ²⁾
8	<0.5 ¹⁾	<0.5 ¹⁾	0.5	0.8	1.1	1.5	2.3	2.9	4.9	10.0 ²⁾	10.0 ²⁾	10.0 ²⁾	10.0 ²⁾
10	<0.5 ¹⁾	<0.5 ¹⁾	0.5	0.7	1.0	1.4	2.0	2.5	3.8	8.0	10.0 ²⁾	10.0 ²⁾	10.0 ²⁾
13	<0.5 ¹⁾	<0.5 ¹⁾	0.5	0.7	1.0	1.3	1.9	2.4	3.6	7.0	10.0 ²⁾	10.0 ²⁾	10.0 ²⁾
16	<0.5 ¹⁾	<0.5 ¹⁾	0.5	0.7	1.0	1.3	1.8	2.3	3.3	6.0	8.8	10.0 ²⁾	10.0 ²⁾
20	<0.5 ¹⁾	<0.5 ¹⁾	0.5	0.7	1.0	1.2	1.7	2.2	3.2	5.5	7.7	10.0 ²⁾	10.0 ²⁾
25	<0.5 ¹⁾	<0.5 ¹⁾	0.5	0.7	1.0	1.2	1.7	2.2	3.0	5.2	7.3	10.0 ²⁾	10.0 ²⁾
32	<0.5 ¹⁾	<0.5 ¹⁾	0.5	0.7	1.0	1.2	1.7	2.2	2.9	5.0	7.0	10.0 ²⁾	10.0 ²⁾
40	<0.5 ¹⁾	<0.5 ¹⁾	0.5	0.7	1.0	1.2	1.7	2.2	2.8	4.8	6.7	10.0 ²⁾	10.0 ²⁾
50	<0.5 ¹⁾	<0.5 ¹⁾	0.5	0.7	1.0	1.2	1.7	2.2	2.6	4.5	6.3	9.5	10.0 ²⁾
63	<0.5 ¹⁾	<0.5 ¹⁾	0.5	0.7	1.0	1.2	1.7	2.2	2.4	5.9	8.4	10.0 ²⁾	10.0 ²⁾

Short circuit selectivity **characteristic D** towards fuse link **NH-00***)

PLSM	NH-00 gL/gG												
I_n [A]	16	20	25	32	35	40	50	63	80	100	125	160	
0.5	2.1	10.0 ²⁾	10.0 ²⁾	10.0 ²⁾	10.0 ²⁾	10.0 ²⁾	10.0 ²⁾	10.0 ²⁾	10.0 ²⁾	10.0 ²⁾	10.0 ²⁾	10.0 ²⁾	10.0 ²⁾
1.0	<0.5 ¹⁾	0.6	1.4	4.3	10.0 ²⁾	10.0 ²⁾	10.0 ²⁾	10.0 ²⁾	10.0 ²⁾	10.0 ²⁾	10.0 ²⁾	10.0 ²⁾	10.0 ²⁾
1.5	<0.5 ¹⁾	<0.5 ¹⁾	0.9	1.6	2.7	4.0	8.0	10.0 ²⁾	10.0 ²⁾	10.0 ²⁾	10.0 ²⁾	10.0 ²⁾	10.0 ²⁾
2.0	<0.5 ¹⁾	<0.5 ¹⁾	0.8	1.3	2.1	3.1	6.0	8.6	10.0 ²⁾	10.0 ²⁾	10.0 ²⁾	10.0 ²⁾	10.0 ²⁾
2.5	<0.5 ¹⁾	<0.5 ¹⁾	0.7	1.2	1.8	2.6	4.8	6.9	10.0 ²⁾	10.0 ²⁾	10.0 ²⁾	10.0 ²⁾	10.0 ²⁾
3.0	<0.5 ¹⁾	<0.5 ¹⁾	0.7	1.1	1.7	2.4	4.3	6.0	10.0 ²⁾	10.0 ²⁾	10.0 ²⁾	10.0 ²⁾	10.0 ²⁾
3.5	<0.5 ¹⁾	<0.5 ¹⁾	0.7	1.1	1.7	2.4	4.2	5.6	10.0 ²⁾	10.0 ²⁾	10.0 ²⁾	10.0 ²⁾	10.0 ²⁾
4	<0.5 ¹⁾	<0.5 ¹⁾	0.7	1.0	1.6	2.2	3.8	5.2	10.0 ²⁾	10.0 ²⁾	10.0 ²⁾	10.0 ²⁾	10.0 ²⁾
5	<0.5 ¹⁾	<0.5 ¹⁾	0.6	0.9	1.4	1.9	3.2	4.1	7.1	10.0 ²⁾	10.0 ²⁾	10.0 ²⁾	10.0 ²⁾
6	<0.5 ¹⁾	<0.5 ¹⁾	0.5	0.8	1.2	1.6	2.6	3.3	5.5	10.0 ²⁾	10.0 ²⁾	10.0 ²⁾	10.0 ²⁾
8	<0.5 ¹⁾	<0.5 ¹⁾	0.5	0.8	1.1	1.5	2.2	2.7	4.1	8.7	10.0 ²⁾	10.0 ²⁾	10.0 ²⁾
10	<0.5 ¹⁾	<0.5 ¹⁾	0.5	0.7	1.0	1.3	1.9	2.5	3.6	7.2	10.0 ²⁾	10.0 ²⁾	10.0 ²⁾
13	<0.5 ¹⁾	<0.5 ¹⁾	0.5	0.7	1.0	1.3	1.9	2.3	3.4	6.5	9.5	10.0 ²⁾	10.0 ²⁾
16	<0.5 ¹⁾	<0.5 ¹⁾	0.5	0.7	1.0	1.3	1.8	2.3	3.0	5.5	8.0	10.0 ²⁾	10.0 ²⁾
20	<0.5 ¹⁾	<0.5 ¹⁾	0.5	0.7	1.0	1.3	1.8	2.3	2.8	5.0	7.5	10.0 ²⁾	10.0 ²⁾
25	<0.5 ¹⁾	<0.5 ¹⁾	0.5	0.7	1.0	1.3	1.8	2.3	2.7	4.8	7.0	10.0 ²⁾	10.0 ²⁾
32	<0.5 ¹⁾	<0.5 ¹⁾	0.5	0.7	1.0	1.3	1.8	2.3	2.4	4.1	6.2	9.3	10.0 ²⁾
40	<0.5 ¹⁾	<0.5 ¹⁾	0.5	0.7	1.0	1.3	1.8	2.3	2.2	4.0	6.0	9.0	10.0 ²⁾

1) Selectivity limit current I_s under 0.5 kA

2) Selectivity limit current I_s = rated breaking capacity I_{cn} of the MCB

no selectivity

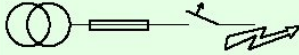
X pole

Protective Devices

Short Circuit Selectivity PLS6 towards DIAZED Fuses

In case of short circuit, there is selectivity between the miniature circuit breakers PLS6 and the upstream fuses up to the specified values of the selectivity limit current I_s [kA] (i. e. in case of short-circuit currents I_{sc} under I_s , only the MCB will trip, in case of short circuit currents above this value both protective devices will respond).

*) basically in accordance with EN 60898 D.5.2.b



Short circuit selectivity **characteristic B** towards fuse link **DIAZED***)

PLS6	DIAZED DII-DIV gL/gG									
I_n [A]	10	16	20	25	35	50	63	80	100	
1.0	<0.5 ¹⁾	1.2	6.0 ²⁾	6.0 ²⁾	6.0 ²⁾	6.0 ²⁾	6.0 ²⁾	6.0 ²⁾	6.0 ²⁾	6.0 ²⁾
1.5	<0.5 ¹⁾	1.0	6.0 ²⁾	6.0 ²⁾	6.0 ²⁾	6.0 ²⁾	6.0 ²⁾	6.0 ²⁾	6.0 ²⁾	6.0 ²⁾
2.0	<0.5 ¹⁾	<0.5 ¹⁾	0.8	1.6	6.0 ²⁾	6.0 ²⁾	6.0 ²⁾	6.0 ²⁾	6.0 ²⁾	6.0 ²⁾
2.5	<0.5 ¹⁾	<0.5 ¹⁾	0.8	1.5	6.0 ²⁾	6.0 ²⁾	6.0 ²⁾	6.0 ²⁾	6.0 ²⁾	6.0 ²⁾
3.0	<0.5 ¹⁾	<0.5 ¹⁾	0.8	1.4	6.0 ²⁾	6.0 ²⁾	6.0 ²⁾	6.0 ²⁾	6.0 ²⁾	6.0 ²⁾
3.5	<0.5 ¹⁾	<0.5 ¹⁾	0.7	1.3	6.0 ²⁾	6.0 ²⁾	6.0 ²⁾	6.0 ²⁾	6.0 ²⁾	6.0 ²⁾
4	<0.5 ¹⁾	<0.5 ¹⁾	0.6	1.0	3.6	6.0 ²⁾	6.0 ²⁾	6.0 ²⁾	6.0 ²⁾	6.0 ²⁾
5	<0.5 ¹⁾	<0.5 ¹⁾	0.6	0.9	2.0	3.5	6.0 ²⁾	6.0 ²⁾	6.0 ²⁾	6.0 ²⁾
6		<0.5 ¹⁾	0.6	0.9	1.8	3.2	6.0 ²⁾	6.0 ²⁾	6.0 ²⁾	6.0 ²⁾
8		<0.5 ¹⁾	0.5	0.8	1.6	2.6	5.2	6.0 ²⁾	6.0 ²⁾	6.0 ²⁾
10			0.5	0.8	1.4	2.2	3.9	6.0 ²⁾	6.0 ²⁾	6.0 ²⁾
13			0.5	0.7	1.3	2.0	3.6	5.4	6.0 ²⁾	6.0 ²⁾
16				0.6	1.2	1.9	3.2	4.6	6.0 ²⁾	6.0 ²⁾
20					1.2	1.8	3.1	4.4	6.0 ²⁾	6.0 ²⁾
25					1.2	1.8	3.0	4.2	6.0 ²⁾	6.0 ²⁾
32						1.7	2.8	3.9	6.0 ²⁾	6.0 ²⁾
40							2.7	3.8	6.0 ²⁾	6.0 ²⁾
50							2.5	3.5	5.7	6.0 ²⁾
63									5.3	6.0 ²⁾

Short circuit selectivity **characteristic C** towards fuse link **DIAZED***)

PLS6	DIAZED DII-DIV gL/gG									
I_n [A]	10	16	20	25	35	50	63	80	100	
0.75	1.0	6.0 ²⁾	6.0 ²⁾	6.0 ²⁾	6.0 ²⁾	6.0 ²⁾	6.0 ²⁾	6.0 ²⁾	6.0 ²⁾	6.0 ²⁾
1.0	<0.5 ¹⁾	1.2	6.0 ²⁾	6.0 ²⁾	6.0 ²⁾	6.0 ²⁾	6.0 ²⁾	6.0 ²⁾	6.0 ²⁾	6.0 ²⁾
1.5	<0.5 ¹⁾	<0.5 ¹⁾	1.0	2.2	6.0 ²⁾	6.0 ²⁾	6.0 ²⁾	6.0 ²⁾	6.0 ²⁾	6.0 ²⁾
2.0	<0.5 ¹⁾	<0.5 ¹⁾	0.8	1.6	6.0 ²⁾	6.0 ²⁾	6.0 ²⁾	6.0 ²⁾	6.0 ²⁾	6.0 ²⁾
2.5	<0.5 ¹⁾	<0.5 ¹⁾	0.8	1.4	6.0 ²⁾	6.0 ²⁾	6.0 ²⁾	6.0 ²⁾	6.0 ²⁾	6.0 ²⁾
3.0	<0.5 ¹⁾	<0.5 ¹⁾	0.8	0.9	6.0 ²⁾	6.0 ²⁾	6.0 ²⁾	6.0 ²⁾	6.0 ²⁾	6.0 ²⁾
3.5	<0.5 ¹⁾	<0.5 ¹⁾	0.6	0.9	2.2	4.5	6.0 ²⁾	6.0 ²⁾	6.0 ²⁾	6.0 ²⁾
4	<0.5 ¹⁾	<0.5 ¹⁾	0.6	0.8	1.8	3.6	6.0 ²⁾	6.0 ²⁾	6.0 ²⁾	6.0 ²⁾
5	<0.5 ¹⁾	<0.5 ¹⁾	0.6	0.7	1.5	2.7	6.0 ²⁾	6.0 ²⁾	6.0 ²⁾	6.0 ²⁾
6		<0.5 ¹⁾	0.5	0.6	1.4	2.4	5.5	6.0 ²⁾	6.0 ²⁾	6.0 ²⁾
8		<0.5 ¹⁾	<0.5 ¹⁾	0.6	1.3	2.2	4.7	6.0 ²⁾	6.0 ²⁾	6.0 ²⁾
10			<0.5 ¹⁾	0.6	1.3	2.0	3.6	6.0 ²⁾	6.0 ²⁾	6.0 ²⁾
13					1.3	1.9	3.3	5.0	6.0 ²⁾	6.0 ²⁾
16					1.2	1.8	3.2	4.4	6.0 ²⁾	6.0 ²⁾
20					1.2	1.8	3.1	4.1	6.0 ²⁾	6.0 ²⁾
25						1.7	2.8	3.8	6.0 ²⁾	6.0 ²⁾
32							2.7	3.7	6.0 ²⁾	6.0 ²⁾
40								3.5	5.9	6.0 ²⁾
50									5.5	6.0 ²⁾
63										5.3

Short circuit selectivity **characteristic D** towards fuse link **DIAZED***)

PLS6	DIAZED DII-DIV gL/gG									
I_n [A]	10	16	20	25	35	50	63	80	100	
0.5	0.5	3.0	6.0 ²⁾	6.0 ²⁾	6.0 ²⁾	6.0 ²⁾	6.0 ²⁾	6.0 ²⁾	6.0 ²⁾	6.0 ²⁾
1.0	<0.5 ¹⁾	<0.5 ¹⁾	1.0	2.4	6.0 ²⁾	6.0 ²⁾	6.0 ²⁾	6.0 ²⁾	6.0 ²⁾	6.0 ²⁾
1.5	<0.5 ¹⁾	<0.5 ¹⁾	0.7	1.2	3.5	6.0 ²⁾	6.0 ²⁾	6.0 ²⁾	6.0 ²⁾	6.0 ²⁾
2.0	<0.5 ¹⁾	<0.5 ¹⁾	0.6	1.0	2.8	5.8	6.0 ²⁾	6.0 ²⁾	6.0 ²⁾	6.0 ²⁾
2.5	<0.5 ¹⁾	<0.5 ¹⁾	0.6	1.4	2.3	4.6	6.0 ²⁾	6.0 ²⁾	6.0 ²⁾	6.0 ²⁾
3.0	<0.5 ¹⁾	<0.5 ¹⁾	0.6	0.9	2.3	4.3	6.0 ²⁾	6.0 ²⁾	6.0 ²⁾	6.0 ²⁾
3.5	<0.5 ¹⁾	<0.5 ¹⁾	0.6	0.9	2.1	4.0	6.0 ²⁾	6.0 ²⁾	6.0 ²⁾	6.0 ²⁾
4		<0.5 ¹⁾	0.6	0.9	2.0	3.8	6.0 ²⁾	6.0 ²⁾	6.0 ²⁾	6.0 ²⁾
5		<0.5 ¹⁾	0.5	0.7	1.7	3.1	6.0 ²⁾	6.0 ²⁾	6.0 ²⁾	6.0 ²⁾
6			0.5	0.7	1.5	2.6	5.3	6.0 ²⁾	6.0 ²⁾	6.0 ²⁾
8			<0.5 ¹⁾	0.7	1.4	2.2	3.9	6.0 ²⁾	6.0 ²⁾	6.0 ²⁾
10				0.7	1.2	1.9	3.4	5.0	6.0 ²⁾	6.0 ²⁾
13					1.2	1.8	3.2	4.6	6.0 ²⁾	6.0 ²⁾
16						1.6	2.7	4.0	6.0 ²⁾	6.0 ²⁾
20						1.5	2.5	3.5	6.0 ²⁾	6.0 ²⁾
25							2.4	3.4	6.0 ²⁾	6.0 ²⁾
32								2.8	5.0	6.0 ²⁾
40									4.8	6.0 ²⁾

¹⁾ Selectivity limit current I_s under 0.5 kA

²⁾ Selectivity limit current I_s = rated breaking capacity I_{cn} of the MCB

no selectivity

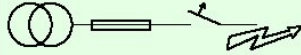
x pole

Protective Devices

Short Circuit Selectivity PLS6 towards NEOZED Fuses

In case of short circuit, there is selectivity between the miniature circuit breakers PLS6 and the upstream fuses up to the specified values of the selectivity limit current I_s [kA] (i. e. in case of short-circuit currents I_{sc} under I_s , only the MCB will trip, in case of short circuit currents above this value both protective devices will respond).

*) basically in accordance with EN 60898 D.5.2.b



Short circuit selectivity **characteristic B** towards fuse link **NEOZED***)

PLS6	NEOZED D01-D03 gL/gG										
I_n [A]	10	16	20	25	35	50	63	80	100		
1.0	<0.5 ¹⁾	6.0 ²⁾	6.0 ²⁾	6.0 ²⁾	6.0 ²⁾	6.0 ²⁾	6.0 ²⁾	6.0 ²⁾	6.0 ²⁾		
1.5	<0.5 ¹⁾	4.1	6.0 ²⁾	6.0 ²⁾	6.0 ²⁾	6.0 ²⁾	6.0 ²⁾	6.0 ²⁾	6.0 ²⁾		
2.0	<0.5 ¹⁾	<0.5 ¹⁾	0.6	1.0	6.0 ²⁾	6.0 ²⁾	6.0 ²⁾	6.0 ²⁾	6.0 ²⁾		
2.5	<0.5 ¹⁾	<0.5 ¹⁾	0.6	1.0	6.0 ²⁾	6.0 ²⁾	6.0 ²⁾	6.0 ²⁾	6.0 ²⁾		
3.0	<0.5 ¹⁾	<0.5 ¹⁾	0.5	1.0	6.0 ²⁾	6.0 ²⁾	6.0 ²⁾	6.0 ²⁾	6.0 ²⁾		
3.5	<0.5 ¹⁾	<0.5 ¹⁾	0.5	0.9	6.0 ²⁾	6.0 ²⁾	6.0 ²⁾	6.0 ²⁾	6.0 ²⁾		
4	<0.5 ¹⁾	<0.5 ¹⁾	0.5	0.9	2.5	6.0 ²⁾	6.0 ²⁾	6.0 ²⁾	6.0 ²⁾		
5		<0.5 ¹⁾	0.5	0.8	1.7	4.0	6.0 ²⁾	6.0 ²⁾	6.0 ²⁾		
6		<0.5 ¹⁾	0.5	0.8	1.6	3.6	6.0 ²⁾	6.0 ²⁾	6.0 ²⁾		
8			0.5	0.8	1.4	2.8	4.3	6.0 ²⁾	6.0 ²⁾		
10			0.5	0.7	1.3	2.4	3.4	6.0 ²⁾	6.0 ²⁾		
13			<0.5 ¹⁾	0.7	1.2	2.3	3.2	5.3	6.0 ²⁾		
16				0.6	1.1	2.2	2.9	4.6	6.0 ²⁾		
20					1.1	2.1	2.8	4.4	6.0 ²⁾		
25						1.1	2.0	4.2	6.0 ²⁾		
32							2.0	4.0	6.0 ²⁾		
40								2.5	3.8	6.0 ²⁾	
50									2.3	3.4	6.0 ²⁾
63											6.0 ²⁾

Short circuit selectivity **characteristic C** towards fuse link **NEOZED***)

PLS6	NEOZED D01-D03 gL/gG										
I_n [A]	10	16	20	25	35	50	63	80	100		
0.75	<0.5 ¹⁾	6.0 ²⁾	6.0 ²⁾	6.0 ²⁾	6.0 ²⁾	6.0 ²⁾	6.0 ²⁾	6.0 ²⁾	6.0 ²⁾		
1.0	<0.5 ¹⁾	6.0 ²⁾	6.0 ²⁾	6.0 ²⁾	6.0 ²⁾	6.0 ²⁾	6.0 ²⁾	6.0 ²⁾	6.0 ²⁾		
1.5	<0.5 ¹⁾	0.5	0.6	0.9	6.0 ²⁾	6.0 ²⁾	6.0 ²⁾	6.0 ²⁾	6.0 ²⁾		
2.0	<0.5 ¹⁾	<0.5 ¹⁾	0.5	0.7	6.0 ²⁾	6.0 ²⁾	6.0 ²⁾	6.0 ²⁾	6.0 ²⁾		
2.5	<0.5 ¹⁾	<0.5 ¹⁾	0.5	0.7	6.0 ²⁾	6.0 ²⁾	6.0 ²⁾	6.0 ²⁾	6.0 ²⁾		
3.0	<0.5 ¹⁾	<0.5 ¹⁾	<0.5 ¹⁾	0.6	1.9	5.2	6.0 ²⁾	6.0 ²⁾	6.0 ²⁾		
3.5	<0.5 ¹⁾	<0.5 ¹⁾	<0.5 ¹⁾	0.6	1.8	4.7	6.0 ²⁾	6.0 ²⁾	6.0 ²⁾		
4	<0.5 ¹⁾	<0.5 ¹⁾	<0.5 ¹⁾	0.6	1.6	4.0	6.0 ²⁾	6.0 ²⁾	6.0 ²⁾		
5		<0.5 ¹⁾	<0.5 ¹⁾	0.5	1.3	3.1	5.7	6.0 ²⁾	6.0 ²⁾		
6		<0.5 ¹⁾	<0.5 ¹⁾	<0.5 ¹⁾	1.2	2.7	4.5	6.0 ²⁾	6.0 ²⁾		
8		<0.5 ¹⁾	<0.5 ¹⁾	<0.5 ¹⁾	1.2	2.5	4.0	6.0 ²⁾	6.0 ²⁾		
10			<0.5 ¹⁾	<0.5 ¹⁾	1.2	2.3	3.1	5.4	6.0 ²⁾		
13					1.1	2.2	3.0	4.9	6.0 ²⁾		
16						1.1	2.1	2.8	4.4	6.0 ²⁾	
20							1.0	2.0	2.6	4.0	6.0 ²⁾
25								1.9	2.5	3.8	6.0 ²⁾
32									2.5	3.7	6.0 ²⁾
40										3.5	6.0 ²⁾
50											6.0 ²⁾
63											

Short circuit selectivity **characteristic D** towards fuse link **NEOZED***)

PLS6	NEOZED D01-D03 gL/gG									
I_n [A]	10	16	20	25	35	50	63	80	100	
0.5	<0.5 ¹⁾	10.0 ²⁾	6.0 ²⁾	6.0 ²⁾	6.0 ²⁾	6.0 ²⁾	6.0 ²⁾	6.0 ²⁾	6.0 ²⁾	
1.0	<0.5 ¹⁾	<0.5 ¹⁾	0.7	1.3	6.0 ²⁾	6.0 ²⁾	6.0 ²⁾	6.0 ²⁾	6.0 ²⁾	
1.5	<0.5 ¹⁾	<0.5 ¹⁾	0.6	0.9	2.8	6.0 ²⁾	6.0 ²⁾	6.0 ²⁾	6.0 ²⁾	
2.0	<0.5 ¹⁾	<0.5 ¹⁾	0.6	0.8	2.2	6.0 ²⁾	6.0 ²⁾	6.0 ²⁾	6.0 ²⁾	
2.5	<0.5 ¹⁾	<0.5 ¹⁾	0.5	0.7	1.9	5.4	6.0 ²⁾	6.0 ²⁾	6.0 ²⁾	
3.0	<0.5 ¹⁾	<0.5 ¹⁾	0.5	0.7	1.8	4.8	6.0 ²⁾	6.0 ²⁾	6.0 ²⁾	
3.5	<0.5 ¹⁾	<0.5 ¹⁾	0.5	0.7	1.7	4.7	6.0 ²⁾	6.0 ²⁾	6.0 ²⁾	
4		<0.5 ¹⁾	0.5	0.7	1.7	4.6	6.0 ²⁾	6.0 ²⁾	6.0 ²⁾	
5		<0.5 ¹⁾	<0.5 ¹⁾	0.6	1.5	3.5	5.8	6.0 ²⁾	6.0 ²⁾	
6			<0.5 ¹⁾	0.5	1.3	2.9	4.5	6.0 ²⁾	6.0 ²⁾	
8			<0.5 ¹⁾	0.5	1.2	2.4	3.5	6.0 ²⁾	6.0 ²⁾	
10				0.5	1.1	2.2	3.0	5.0	6.0 ²⁾	
13					1.1	2.1	2.9	4.6	6.0 ²⁾	
16						1.9	2.6	3.9	6.0 ²⁾	
20							1.7	2.3	3.5	6.0 ²⁾
25								2.2	3.4	6.0 ²⁾
32									2.9	6.0 ²⁾
40										5.7

¹⁾ Selectivity limit current I_s under 0.5 kA

²⁾ Selectivity limit current I_s = rated breaking capacity I_{cn} of the MCB

no selectivity

x pole

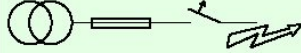
x pole

Protective Devices

Short Circuit Selectivity PLS6 towards NH-00 Fuses

In case of short circuit, there is selectivity between the miniature circuit breakers PLS6 and the upstream fuses up to the specified values of the selectivity limit current I_s [kA] (i. e. in case of short-circuit currents I_{sc} under I_s only the MCB will trip, in case of short circuit currents above this value both protective devices will respond).

*) basically in accordance with EN 60898 D.5.2.b



Short circuit selectivity **characteristic B** towards fuse link **NH-00***)

PLS6	NH-00 gL/gG												
I_n [A]	16	20	25	32	35	40	50	63	80	100	125	160	
1.0	0.9	6.0 ²⁾	6.0 ²⁾	6.0 ²⁾	6.0 ²⁾	6.0 ²⁾	6.0 ²⁾	6.0 ²⁾	6.0 ²⁾	6.0 ²⁾	6.0 ²⁾	6.0 ²⁾	6.0 ²⁾
1.5	0.8	6.0 ²⁾	6.0 ²⁾	6.0 ²⁾	6.0 ²⁾	6.0 ²⁾	6.0 ²⁾	6.0 ²⁾	6.0 ²⁾	6.0 ²⁾	6.0 ²⁾	6.0 ²⁾	6.0 ²⁾
2.0	<0.5 ¹⁾	0.5	1.0	2.5	6.0 ²⁾	6.0 ²⁾	6.0 ²⁾	6.0 ²⁾	6.0 ²⁾	6.0 ²⁾	6.0 ²⁾	6.0 ²⁾	6.0 ²⁾
2.5	<0.5 ¹⁾	0.5	1.0	2.3	6.0 ²⁾	6.0 ²⁾	6.0 ²⁾	6.0 ²⁾	6.0 ²⁾	6.0 ²⁾	6.0 ²⁾	6.0 ²⁾	6.0 ²⁾
3.0	<0.5 ¹⁾	0.5	0.9	2.1	6.0 ²⁾	6.0 ²⁾	6.0 ²⁾	6.0 ²⁾	6.0 ²⁾	6.0 ²⁾	6.0 ²⁾	6.0 ²⁾	6.0 ²⁾
3.5	<0.5 ¹⁾	0.5	0.9	1.8	5.5	6.0 ²⁾	6.0 ²⁾	6.0 ²⁾	6.0 ²⁾	6.0 ²⁾	6.0 ²⁾	6.0 ²⁾	6.0 ²⁾
4	<0.5 ¹⁾	<0.5 ¹⁾	0.8	1.3	2.3	4.3	6.0 ²⁾	6.0 ²⁾	6.0 ²⁾	6.0 ²⁾	6.0 ²⁾	6.0 ²⁾	6.0 ²⁾
5	<0.5 ¹⁾	<0.5 ¹⁾	0.7	1.1	1.6	2.2	3.6	4.8	6.0 ²⁾	6.0 ²⁾	6.0 ²⁾	6.0 ²⁾	6.0 ²⁾
6	<0.5 ¹⁾	<0.5 ¹⁾	0.7	1.1	1.5	2.0	3.3	4.3	6.0 ²⁾	6.0 ²⁾	6.0 ²⁾	6.0 ²⁾	6.0 ²⁾
8	<0.5 ¹⁾	<0.5 ¹⁾	0.6	1.0	1.3	1.7	2.6	3.3	5.2	6.0 ²⁾	6.0 ²⁾	6.0 ²⁾	6.0 ²⁾
10	<0.5 ¹⁾	<0.5 ¹⁾	0.6	0.9	1.2	1.5	2.2	2.7	4.0	6.0 ²⁾	6.0 ²⁾	6.0 ²⁾	6.0 ²⁾
13	<0.5 ¹⁾	<0.5 ¹⁾	0.6	0.8	1.1	1.4	2.1	2.6	3.8	6.0 ²⁾	6.0 ²⁾	6.0 ²⁾	6.0 ²⁾
16	<0.5 ¹⁾	<0.5 ¹⁾	0.5	0.7	1.0	1.3	1.9	2.4	3.4	6.0 ²⁾	6.0 ²⁾	6.0 ²⁾	6.0 ²⁾
20	<0.5 ¹⁾	<0.5 ¹⁾	0.5	0.7	1.0	1.3	1.9	2.4	3.3	6.0 ²⁾	6.0 ²⁾	6.0 ²⁾	6.0 ²⁾
25	<0.5 ¹⁾	<0.5 ¹⁾	0.5	0.7	1.0	1.3	1.8	2.3	3.2	5.7	6.0 ²⁾	6.0 ²⁾	6.0 ²⁾
32	<0.5 ¹⁾	<0.5 ¹⁾	0.5	0.7	1.0	1.3	1.8	2.3	3.1	5.4	6.0 ²⁾	6.0 ²⁾	6.0 ²⁾
40	<0.5 ¹⁾	<0.5 ¹⁾	0.5	0.7	1.0	1.3	1.8	2.3	3.0	5.1	6.0 ²⁾	6.0 ²⁾	6.0 ²⁾
50	<0.5 ¹⁾	<0.5 ¹⁾	0.5	0.7	1.0	1.3	1.8	2.3	2.8	4.7	6.0 ²⁾	6.0 ²⁾	6.0 ²⁾
63	<0.5 ¹⁾	<0.5 ¹⁾	0.5	0.7	1.0	1.3	1.8	2.3	2.6	4.4	6.0 ²⁾	6.0 ²⁾	6.0 ²⁾

Short circuit selectivity **characteristic C** towards fuse link **NH-00***)

PLS6	NH-00 gL/gG												
I_n [A]	16	20	25	32	35	40	50	63	80	100	125	160	
0.75	6.0 ²⁾	6.0 ²⁾	6.0 ²⁾	6.0 ²⁾	6.0 ²⁾	6.0 ²⁾	6.0 ²⁾	6.0 ²⁾	6.0 ²⁾	6.0 ²⁾	6.0 ²⁾	6.0 ²⁾	6.0 ²⁾
1.0	0.9	6.0 ²⁾	6.0 ²⁾	6.0 ²⁾	6.0 ²⁾	6.0 ²⁾	6.0 ²⁾	6.0 ²⁾	6.0 ²⁾	6.0 ²⁾	6.0 ²⁾	6.0 ²⁾	6.0 ²⁾
1.5	<0.5 ¹⁾	0.6	1.3	4.2	6.0 ²⁾	6.0 ²⁾	6.0 ²⁾	6.0 ²⁾	6.0 ²⁾	6.0 ²⁾	6.0 ²⁾	6.0 ²⁾	6.0 ²⁾
2.0	<0.5 ¹⁾	0.6	1.0	2.5	6.0 ²⁾	6.0 ²⁾	6.0 ²⁾	6.0 ²⁾	6.0 ²⁾	6.0 ²⁾	6.0 ²⁾	6.0 ²⁾	6.0 ²⁾
2.5	<0.5 ¹⁾	0.5	1.0	2.1	6.0 ²⁾	6.0 ²⁾	6.0 ²⁾	6.0 ²⁾	6.0 ²⁾	6.0 ²⁾	6.0 ²⁾	6.0 ²⁾	6.0 ²⁾
3.0	<0.5 ¹⁾	<0.5 ¹⁾	0.7	1.2	1.8	2.6	4.7	6.0 ²⁾	6.0 ²⁾	6.0 ²⁾	6.0 ²⁾	6.0 ²⁾	6.0 ²⁾
3.5	<0.5 ¹⁾	<0.5 ¹⁾	0.7	1.1	1.7	2.4	4.2	6.0 ²⁾	6.0 ²⁾	6.0 ²⁾	6.0 ²⁾	6.0 ²⁾	6.0 ²⁾
4	<0.5 ¹⁾	<0.5 ¹⁾	0.7	1.0	1.5	2.1	3.6	5.0	6.0 ²⁾	6.0 ²⁾	6.0 ²⁾	6.0 ²⁾	6.0 ²⁾
5	<0.5 ¹⁾	<0.5 ¹⁾	0.6	0.8	1.2	1.7	2.8	3.8	6.0 ²⁾	6.0 ²⁾	6.0 ²⁾	6.0 ²⁾	6.0 ²⁾
6	<0.5 ¹⁾	<0.5 ¹⁾	0.5	0.8	1.2	1.5	2.5	3.3	5.7	6.0 ²⁾	6.0 ²⁾	6.0 ²⁾	6.0 ²⁾
8	<0.5 ¹⁾	<0.5 ¹⁾	0.5	0.8	1.1	1.5	2.3	2.9	4.9	6.0 ²⁾	6.0 ²⁾	6.0 ²⁾	6.0 ²⁾
10	<0.5 ¹⁾	<0.5 ¹⁾	0.5	0.7	1.0	1.4	2.0	2.5	3.8	6.0 ²⁾	6.0 ²⁾	6.0 ²⁾	6.0 ²⁾
13	<0.5 ¹⁾	<0.5 ¹⁾	0.5	0.7	1.0	1.3	1.9	2.4	3.6	6.0 ²⁾	6.0 ²⁾	6.0 ²⁾	6.0 ²⁾
16	<0.5 ¹⁾	<0.5 ¹⁾	0.5	0.7	1.0	1.3	1.8	2.3	3.3	6.0 ²⁾	6.0 ²⁾	6.0 ²⁾	6.0 ²⁾
20	<0.5 ¹⁾	<0.5 ¹⁾	0.5	0.7	1.0	1.2	1.7	2.2	3.2	5.5	6.0 ²⁾	6.0 ²⁾	6.0 ²⁾
25	<0.5 ¹⁾	<0.5 ¹⁾	0.5	0.7	1.0	1.2	1.7	2.2	3.0	5.2	6.0 ²⁾	6.0 ²⁾	6.0 ²⁾
32	<0.5 ¹⁾	<0.5 ¹⁾	0.5	0.7	1.0	1.2	1.7	2.2	2.9	5.0	6.0 ²⁾	6.0 ²⁾	6.0 ²⁾
40	<0.5 ¹⁾	<0.5 ¹⁾	0.5	0.7	1.0	1.2	1.7	2.2	2.8	4.8	6.0 ²⁾	6.0 ²⁾	6.0 ²⁾
50	<0.5 ¹⁾	<0.5 ¹⁾	0.5	0.7	1.0	1.2	1.7	2.2	2.6	4.5	6.0 ²⁾	6.0 ²⁾	6.0 ²⁾
63	<0.5 ¹⁾	<0.5 ¹⁾	0.5	0.7	1.0	1.2	1.7	2.2	2.5	5.9	6.0 ²⁾	6.0 ²⁾	6.0 ²⁾

Short circuit selectivity **characteristic D** towards fuse link **NH-00***)

PLS6	NH-00 gL/gG												
I_n [A]	16	20	25	32	35	40	50	63	80	100	125	160	
0.5	2.1	6.0 ²⁾	6.0 ²⁾	6.0 ²⁾	6.0 ²⁾	6.0 ²⁾	6.0 ²⁾	6.0 ²⁾	6.0 ²⁾	6.0 ²⁾	6.0 ²⁾	6.0 ²⁾	6.0 ²⁾
1.0	<0.5 ¹⁾	0.6	1.4	4.3	6.0 ²⁾	6.0 ²⁾	6.0 ²⁾	6.0 ²⁾	6.0 ²⁾	6.0 ²⁾	6.0 ²⁾	6.0 ²⁾	6.0 ²⁾
1.5	<0.5 ¹⁾	<0.5 ¹⁾	0.9	1.6	2.7	4.0	6.0 ²⁾	6.0 ²⁾	6.0 ²⁾	6.0 ²⁾	6.0 ²⁾	6.0 ²⁾	6.0 ²⁾
2.0	<0.5 ¹⁾	<0.5 ¹⁾	0.8	1.3	2.1	3.1	6.0 ²⁾	6.0 ²⁾	6.0 ²⁾	6.0 ²⁾	6.0 ²⁾	6.0 ²⁾	6.0 ²⁾
2.5	<0.5 ¹⁾	<0.5 ¹⁾	0.7	1.2	1.8	2.6	4.8	6.0 ²⁾	6.0 ²⁾	6.0 ²⁾	6.0 ²⁾	6.0 ²⁾	6.0 ²⁾
3.0	<0.5 ¹⁾	<0.5 ¹⁾	0.7	1.1	1.7	2.4	4.3	6.0 ²⁾	6.0 ²⁾	6.0 ²⁾	6.0 ²⁾	6.0 ²⁾	6.0 ²⁾
3.5	<0.5 ¹⁾	<0.5 ¹⁾	0.7	1.1	1.7	2.4	4.2	5.6	6.0 ²⁾	6.0 ²⁾	6.0 ²⁾	6.0 ²⁾	6.0 ²⁾
4	<0.5 ¹⁾	<0.5 ¹⁾	0.7	1.0	1.6	2.2	3.8	5.2	6.0 ²⁾	6.0 ²⁾	6.0 ²⁾	6.0 ²⁾	6.0 ²⁾
5	<0.5 ¹⁾	<0.5 ¹⁾	0.6	0.9	1.4	1.9	3.2	4.1	6.0 ²⁾	6.0 ²⁾	6.0 ²⁾	6.0 ²⁾	6.0 ²⁾
6	<0.5 ¹⁾	<0.5 ¹⁾	0.5	0.8	1.2	1.6	2.6	3.3	5.5	6.0 ²⁾	6.0 ²⁾	6.0 ²⁾	6.0 ²⁾
8	<0.5 ¹⁾	<0.5 ¹⁾	0.5	0.8	1.1	1.5	2.2	2.7	4.1	6.0 ²⁾	6.0 ²⁾	6.0 ²⁾	6.0 ²⁾
10	<0.5 ¹⁾	<0.5 ¹⁾	0.5	0.7	1.0	1.3	1.9	2.5	3.6	6.0 ²⁾	6.0 ²⁾	6.0 ²⁾	6.0 ²⁾
13	<0.5 ¹⁾	<0.5 ¹⁾	0.5	0.7	1.0	1.3	1.9	2.3	3.4	6.0 ²⁾	6.0 ²⁾	6.0 ²⁾	6.0 ²⁾
16	<0.5 ¹⁾	<0.5 ¹⁾	0.5	0.7	1.0	1.3	1.9	2.3	3.0	5.5	6.0 ²⁾	6.0 ²⁾	6.0 ²⁾
20	<0.5 ¹⁾	<0.5 ¹⁾	0.5	0.7	1.0	1.3	1.9	2.3	2.8	5.0	6.0 ²⁾	6.0 ²⁾	6.0 ²⁾
25	<0.5 ¹⁾	<0.5 ¹⁾	0.5	0.7	1.0	1.3	1.9	2.3	2.7	4.8	6.0 ²⁾	6.0 ²⁾	6.0 ²⁾
32	<0.5 ¹⁾	<0.5 ¹⁾	0.5	0.7	1.0	1.3	1.9	2.3	2.4	4.1	6.0 ²⁾	6.0 ²⁾	6.0 ²⁾
40	<0.5 ¹⁾	<0.5 ¹⁾	0.5	0.7	1.0	1.3	1.9	2.3	2.2	4.0	6.0 ²⁾	6.0 ²⁾	6.0 ²⁾

1) Selectivity limit current I_s under 0.5 kA

2) Selectivity limit current I_s = rated breaking capacity I_{cn} of the MCB

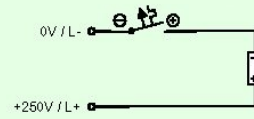
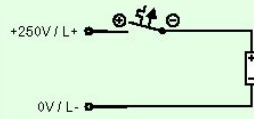
no selectivity

x pole

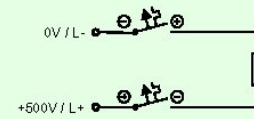
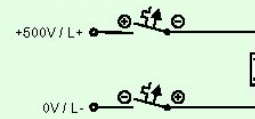
Protective Devices

Miniature Circuit Breakers PLS6-DC for AC/DC, Characteristic C

Connection example at 250V= 1-pole



Connection example at 500V=, 2-pole

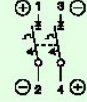


Connection diagrams PLS6-DC

1-pole



2-pole



x pole

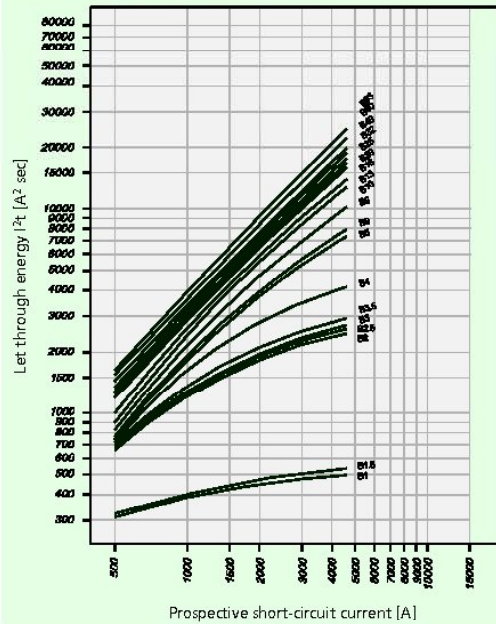
x pole



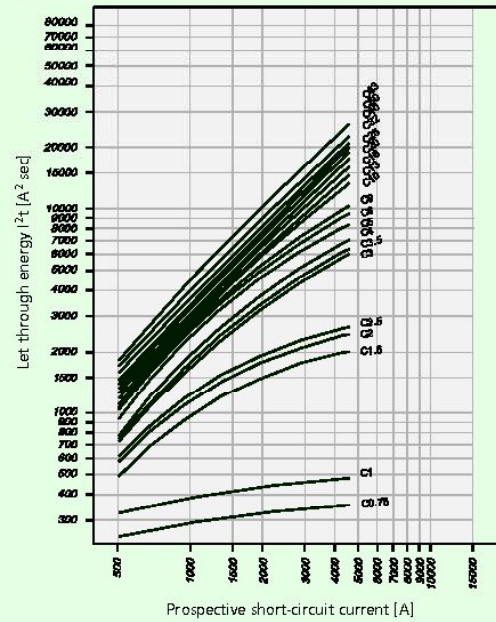
Protective Devices

Let-through Energy PLS4

Let-through energy PLS4, characteristic B, 1-pole



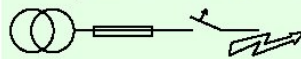
Let-through energy PLS4, characteristic C, 1-pole



Short Circuit Selectivity PLS4 towards DIAZED Fuses

In case of short circuit, there is selectivity between the miniature circuit breakers PLS4 and the upstream fuses up to the specified values of the selectivity limit current I_L [kA] (i. e. in case of short-circuit currents I_{sc} under I_L , only the MCB will trip, in case of short circuit currents above this value both protective devices will respond).

*) basically in accordance with EN 60898 D.5.2.b



1) Selectivity limit current I_L under 0.5 kA

2) Selectivity limit current $I_L =$ rated breaking capacity I_{cn} of the MCB

no selectivity

Short circuit selectivity **characteristic B** towards fuse link **DIAZED***

PLS4 I_n [A]	DIAZED DII-DIV gL/gG										
	10	16	20	25	35	50	63	80	100		
1.0	<0.5 ¹⁾	1.2	4.5 ²⁾	4.5 ²⁾	4.5 ²⁾	4.5 ²⁾	4.5 ²⁾	4.5 ²⁾	4.5 ²⁾		
1.5	<0.5 ¹⁾	1.0	4.5 ²⁾	4.5 ²⁾	4.5 ²⁾	4.5 ²⁾	4.5 ²⁾	4.5 ²⁾	4.5 ²⁾		
2.0	<0.5 ¹⁾	<0.5 ¹⁾	0.8	1.6	4.5 ²⁾	4.5 ²⁾	4.5 ²⁾	4.5 ²⁾	4.5 ²⁾		
2.5	<0.5 ¹⁾	<0.5 ¹⁾	0.8	1.5	4.5 ²⁾	4.5 ²⁾	4.5 ²⁾	4.5 ²⁾	4.5 ²⁾		
3.0	<0.5 ¹⁾	<0.5 ¹⁾	0.8	1.4	4.5 ²⁾	4.5 ²⁾	4.5 ²⁾	4.5 ²⁾	4.5 ²⁾		
3.5	<0.5 ¹⁾	<0.5 ¹⁾	0.7	1.3	4.5 ²⁾	4.5 ²⁾	4.5 ²⁾	4.5 ²⁾	4.5 ²⁾		
4	<0.5 ¹⁾	<0.5 ¹⁾	0.6	1.0	3.6	4.5 ²⁾	4.5 ²⁾	4.5 ²⁾	4.5 ²⁾		
5	<0.5 ¹⁾	<0.5 ¹⁾	0.6	0.9	2.0	3.5	4.5 ²⁾	4.5 ²⁾	4.5 ²⁾		
6		<0.5 ¹⁾	0.6	0.9	1.8	3.2	4.5 ²⁾	4.5 ²⁾	4.5 ²⁾		
8		<0.5 ¹⁾	0.5	0.8	1.6	2.6	4.5 ²⁾	4.5 ²⁾	4.5 ²⁾		
10			0.5	0.8	1.4	2.2	3.9	4.5 ²⁾	4.5 ²⁾		
13			0.5	0.7	1.3	2.0	3.6	4.5 ²⁾	4.5 ²⁾		
16				0.6	1.2	1.9	3.2	4.5 ²⁾	4.5 ²⁾		
20					1.2	1.8	3.1	4.4	4.5 ²⁾		
25						1.2	1.8	3.0	4.2	4.5 ²⁾	
32							1.7	2.8	3.9	4.5 ²⁾	
40								2.7	3.8	4.5 ²⁾	
50									2.5	3.5	4.5 ²⁾
63											4.5 ²⁾

Short circuit selectivity **characteristic C** towards fuse link **DIAZED***

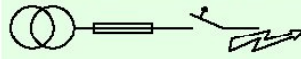
PLS4 I_n [A]	DIAZED DII-DIV gL/gG										
	10	16	20	25	35	50	63	80	100		
0.75	1.0	4.5 ²⁾	4.5 ²⁾	4.5 ²⁾	4.5 ²⁾	4.5 ²⁾	4.5 ²⁾	4.5 ²⁾	4.5 ²⁾		
1.0	<0.5 ¹⁾	1.2	4.5 ²⁾	4.5 ²⁾	4.5 ²⁾	4.5 ²⁾	4.5 ²⁾	4.5 ²⁾	4.5 ²⁾		
1.5	<0.5 ¹⁾	<0.5 ¹⁾	1.0	2.2	4.5 ²⁾	4.5 ²⁾	4.5 ²⁾	4.5 ²⁾	4.5 ²⁾		
2.0	<0.5 ¹⁾	<0.5 ¹⁾	0.8	1.6	4.5 ²⁾	4.5 ²⁾	4.5 ²⁾	4.5 ²⁾	4.5 ²⁾		
2.5	<0.5 ¹⁾	<0.5 ¹⁾	0.8	1.4	4.5 ²⁾	4.5 ²⁾	4.5 ²⁾	4.5 ²⁾	4.5 ²⁾		
3.0	<0.5 ¹⁾	<0.5 ¹⁾	0.8	0.9	4.5 ²⁾	4.5 ²⁾	4.5 ²⁾	4.5 ²⁾	4.5 ²⁾		
3.5	<0.5 ¹⁾	<0.5 ¹⁾	0.6	0.9	2.2	4.5 ²⁾	4.5 ²⁾	4.5 ²⁾	4.5 ²⁾		
4	<0.5 ¹⁾	<0.5 ¹⁾	0.6	0.8	1.8	3.6	4.5 ²⁾	4.5 ²⁾	4.5 ²⁾		
5	<0.5 ¹⁾	<0.5 ¹⁾	0.6	0.7	1.5	2.7	4.5 ²⁾	4.5 ²⁾	4.5 ²⁾		
6		<0.5 ¹⁾	0.5	0.6	1.4	2.4	4.5 ²⁾	4.5 ²⁾	4.5 ²⁾		
8		<0.5 ¹⁾	<0.5 ¹⁾	0.6	1.3	2.2	4.5 ²⁾	4.5 ²⁾	4.5 ²⁾		
10			<0.5 ¹⁾	0.6	1.3	2.0	3.6	4.5 ²⁾	4.5 ²⁾		
13					1.3	1.9	3.3	4.5 ²⁾	4.5 ²⁾		
16						1.2	1.8	3.2	4.4	4.5 ²⁾	
20							1.2	1.8	3.1	4.1	4.5 ²⁾
25								1.7	2.8	3.8	4.5 ²⁾
32									2.7	3.7	4.5 ²⁾
40										3.5	4.5 ²⁾
50											4.5 ²⁾
63											

Xpole

Protective Devices

In case of short circuit, there is selectivity between the miniature circuit breakers PLS4 and the upstream fuses up to the specified values of the selectivity limit current I_s [kA] (i. e. in case of short-circuit currents I_{sc} under I_s only the MCB will trip, in case of short circuit currents above this value both protective devices will respond).

*) basically in accordance with EN 60898 D.5.2.b



¹⁾ Selectivity limit current I_s under 0.5 kA

²⁾ Selectivity limit current I_s = rated breaking capacity I_{cn} of the MCB

no selectivity

Short Circuit Selectivity PLS4 towards NEOZED Fuses

Short circuit selectivity **characteristic B** towards fuse link **NEOZED***

PLS4	NEOZED D01-D03 gL/gG										
I_n [A]	10	16	20	25	35	50	63	80	100		
1.0	<0.5 ¹⁾	4.5 ²⁾	4.5 ²⁾	4.5 ²⁾	4.5 ²⁾	4.5 ²⁾	4.5 ²⁾	4.5 ²⁾	4.5 ²⁾		
1.5	<0.5 ¹⁾	4.1	4.5 ²⁾	4.5 ²⁾	4.5 ²⁾	4.5 ²⁾	4.5 ²⁾	4.5 ²⁾	4.5 ²⁾		
2.0	<0.5 ¹⁾	<0.5 ¹⁾	0.6	1.0	4.5 ²⁾	4.5 ²⁾	4.5 ²⁾	4.5 ²⁾	4.5 ²⁾		
2.5	<0.5 ¹⁾	<0.5 ¹⁾	0.6	1.0	4.5 ²⁾	4.5 ²⁾	4.5 ²⁾	4.5 ²⁾	4.5 ²⁾		
3.0	<0.5 ¹⁾	<0.5 ¹⁾	0.5	1.0	4.5 ²⁾	4.5 ²⁾	4.5 ²⁾	4.5 ²⁾	4.5 ²⁾		
3.5	<0.5 ¹⁾	<0.5 ¹⁾	0.5	0.9	4.5 ²⁾	4.5 ²⁾	4.5 ²⁾	4.5 ²⁾	4.5 ²⁾		
4	<0.5 ¹⁾	<0.5 ¹⁾	0.5	0.9	2.5	4.5 ²⁾	4.5 ²⁾	4.5 ²⁾	4.5 ²⁾		
5		<0.5 ¹⁾	0.5	0.8	1.7	4.0	4.5 ²⁾	4.5 ²⁾	4.5 ²⁾		
6		<0.5 ¹⁾	0.5	0.8	1.6	3.6	4.5 ²⁾	4.5 ²⁾	4.5 ²⁾		
8			0.5	0.8	1.4	2.8	4.3	4.5 ²⁾	4.5 ²⁾		
10			0.5	0.7	1.3	2.4	3.4	4.5 ²⁾	4.5 ²⁾		
13			<0.5 ¹⁾	0.7	1.2	2.3	3.2	4.5 ²⁾	4.5 ²⁾		
16				0.6	1.1	2.2	2.9	4.5 ²⁾	4.5 ²⁾		
20					1.1	2.1	2.8	4.4	4.5 ²⁾		
25						1.1	2.0	2.7	4.2	4.5 ²⁾	
32							2.0	2.6	4.0	4.5 ²⁾	
40								2.5	3.8	4.5 ²⁾	
50									2.3	3.4	4.5 ²⁾
63										4.5 ²⁾	

Short circuit selectivity **characteristic C** towards fuse link **NEOZED***

PLS4	NEOZED D01-D03 gL/gG										
I_n [A]	10	16	20	25	35	50	63	80	100	100	
0.75	<0.5 ¹⁾	4.5 ²⁾	4.5 ²⁾	4.5 ²⁾	4.5 ²⁾	4.5 ²⁾	4.5 ²⁾	4.5 ²⁾	4.5 ²⁾	4.5 ²⁾	
1.0	<0.5 ¹⁾	4.5 ²⁾	4.5 ²⁾	4.5 ²⁾	4.5 ²⁾	4.5 ²⁾	4.5 ²⁾	4.5 ²⁾	4.5 ²⁾	4.5 ²⁾	
1.5	<0.5 ¹⁾	0.5	0.6	0.9	4.5 ²⁾	4.5 ²⁾	4.5 ²⁾	4.5 ²⁾	4.5 ²⁾	4.5 ²⁾	
2.0	<0.5 ¹⁾	<0.5 ¹⁾	0.5	0.7	4.5 ²⁾	4.5 ²⁾	4.5 ²⁾	4.5 ²⁾	4.5 ²⁾	4.5 ²⁾	
2.5	<0.5 ¹⁾	<0.5 ¹⁾	0.5	0.7	4.5 ²⁾	4.5 ²⁾	4.5 ²⁾	4.5 ²⁾	4.5 ²⁾	4.5 ²⁾	
3.0	<0.5 ¹⁾	<0.5 ¹⁾	<0.5 ¹⁾	0.6	1.9	4.5 ²⁾	4.5 ²⁾	4.5 ²⁾	4.5 ²⁾	4.5 ²⁾	
3.5	<0.5 ¹⁾	<0.5 ¹⁾	<0.5 ¹⁾	0.6	1.8	4.5 ²⁾	4.5 ²⁾	4.5 ²⁾	4.5 ²⁾	4.5 ²⁾	
4	<0.5 ¹⁾	<0.5 ¹⁾	<0.5 ¹⁾	0.6	1.6	4.0	4.5 ²⁾	4.5 ²⁾	4.5 ²⁾	4.5 ²⁾	
5		<0.5 ¹⁾	<0.5 ¹⁾	0.5	1.3	3.1	4.5 ²⁾	4.5 ²⁾	4.5 ²⁾	4.5 ²⁾	
6		<0.5 ¹⁾	<0.5 ¹⁾	<0.5 ¹⁾	1.2	2.7	4.5 ²⁾	4.5 ²⁾	4.5 ²⁾	4.5 ²⁾	
8		<0.5 ¹⁾	<0.5 ¹⁾	<0.5 ¹⁾	1.2	2.5	4.0	4.5 ²⁾	4.5 ²⁾	4.5 ²⁾	
10			<0.5 ¹⁾	<0.5 ¹⁾	1.2	2.3	3.1	4.5 ²⁾	4.5 ²⁾	4.5 ²⁾	
13					1.1	2.2	3.0	4.5 ²⁾	4.5 ²⁾	4.5 ²⁾	
16						1.1	2.1	2.8	4.4	4.5 ²⁾	
20							1.0	2.0	2.6	4.0	4.5 ²⁾
25								1.9	2.5	3.8	4.5 ²⁾
32									2.5	3.7	4.5 ²⁾
40										3.5	4.5 ²⁾
50											4.5 ²⁾
63											4.5 ²⁾

Short Circuit Selectivity PLS4 towards NH-00 Fuses

Short circuit selectivity **characteristic B** towards fuse link **NH-00***

PLS4	NH-00 gL/gG											
I_n [A]	16	20	25	32	35	40	50	63	80	100	125	160
1.0	0.9	4.5 ²⁾	4.5 ²⁾	4.5 ²⁾	4.5 ²⁾	4.5 ²⁾	4.5 ²⁾	4.5 ²⁾	4.5 ²⁾	4.5 ²⁾	4.5 ²⁾	4.5 ²⁾
1.5	0.8	4.5 ²⁾	4.5 ²⁾	4.5 ²⁾	4.5 ²⁾	4.5 ²⁾	4.5 ²⁾	4.5 ²⁾	4.5 ²⁾	4.5 ²⁾	4.5 ²⁾	4.5 ²⁾
2.0	<0.5 ¹⁾	0.5	1.0	2.5	4.5 ²⁾	4.5 ²⁾	4.5 ²⁾	4.5 ²⁾	4.5 ²⁾	4.5 ²⁾	4.5 ²⁾	4.5 ²⁾
2.5	<0.5 ¹⁾	0.5	1.0	2.3	4.5 ²⁾	4.5 ²⁾	4.5 ²⁾	4.5 ²⁾	4.5 ²⁾	4.5 ²⁾	4.5 ²⁾	4.5 ²⁾
3.0	<0.5 ¹⁾	0.5	0.9	2.1	4.5 ²⁾	4.5 ²⁾	4.5 ²⁾	4.5 ²⁾	4.5 ²⁾	4.5 ²⁾	4.5 ²⁾	4.5 ²⁾
3.5	<0.5 ¹⁾	0.5	0.9	1.8	4.5 ²⁾	4.5 ²⁾	4.5 ²⁾	4.5 ²⁾	4.5 ²⁾	4.5 ²⁾	4.5 ²⁾	4.5 ²⁾
4	<0.5 ¹⁾	<0.5 ¹⁾	0.8	1.3	2.3	4.3	4.5 ²⁾	4.5 ²⁾	4.5 ²⁾	4.5 ²⁾	4.5 ²⁾	4.5 ²⁾
5	<0.5 ¹⁾	<0.5 ¹⁾	0.7	1.1	1.6	2.2	3.6	4.5 ²⁾	4.5 ²⁾	4.5 ²⁾	4.5 ²⁾	4.5 ²⁾
6	<0.5 ¹⁾	<0.5 ¹⁾	0.7	1.1	1.5	2.0	3.3	4.3	4.5 ²⁾	4.5 ²⁾	4.5 ²⁾	4.5 ²⁾
8	<0.5 ¹⁾	<0.5 ¹⁾	0.6	1.0	1.3	1.7	2.6	3.3	4.5 ²⁾	4.5 ²⁾	4.5 ²⁾	4.5 ²⁾
10		<0.5 ¹⁾	0.6	0.9	1.2	1.5	2.2	2.7	4.0	4.5 ²⁾	4.5 ²⁾	4.5 ²⁾
13		<0.5 ¹⁾	0.6	0.8	1.1	1.4	2.1	2.6	3.8	4.5 ²⁾	4.5 ²⁾	4.5 ²⁾
16			0.5	0.7	1.0	1.3	1.9	2.4	3.4	4.5 ²⁾	4.5 ²⁾	4.5 ²⁾
20				0.7	1.0	1.3	1.9	2.4	3.3	4.5 ²⁾	4.5 ²⁾	4.5 ²⁾
25					0.7	1.0	1.3	1.8	2.3	3.2	4.5 ²⁾	4.5 ²⁾
32						0.9	1.2	1.7	2.2	3.1	4.5 ²⁾	4.5 ²⁾
40									2.1	3.0	4.5 ²⁾	4.5 ²⁾
50										1.9	2.8	4.5 ²⁾
63											4.4	4.5 ²⁾

Short circuit selectivity **characteristic C** towards fuse link **NH-00***

PLS4	NH-00 gL/gG												
I_n [A]	16	20	25	32	35	40	50	63	80	100	125	160	
0.75	4.5 ²⁾	4.5 ²⁾	4.5 ²⁾	4.5 ²⁾	4.5 ²⁾	4.5 ²⁾	4.5 ²⁾	4.5 ²⁾	4.5 ²⁾	4.5 ²⁾	4.5 ²⁾	4.5 ²⁾	
1.0	0.9	4.5 ²⁾	4.5 ²⁾	4.5 ²⁾	4.5 ²⁾	4.5 ²⁾	4.5 ²⁾	4.5 ²⁾	4.5 ²⁾	4.5 ²⁾	4.5 ²⁾	4.5 ²⁾	
1.5	<0.5 ¹⁾	0.6	1.3	4.2	4.5 ²⁾	4.5 ²⁾	4.5 ²⁾	4.5 ²⁾	4.5 ²⁾	4.5 ²⁾	4.5 ²⁾	4.5 ²⁾	
2.0	<0.5 ¹⁾	0.6	1.0	2.5	4.5 ²⁾	4.5 ²⁾	4.5 ²⁾	4.5 ²⁾	4.5 ²⁾	4.5 ²⁾	4.5 ²⁾	4.5 ²⁾	
2.5	<0.5 ¹⁾	0.5	1.0	2.1	4.5 ²⁾	4.5 ²⁾	4.5 ²⁾	4.5 ²⁾	4.5 ²⁾	4.5 ²⁾	4.5 ²⁾	4.5 ²⁾	
3.0	<0.5 ¹⁾	<0.5 ¹⁾	0.7	1.2	1.8	2.6	4.5 ²⁾	4.5 ²⁾	4.5 ²⁾	4.5 ²⁾	4.5 ²⁾	4.5 ²⁾	
3.5	<0.5 ¹⁾	<0.5 ¹⁾	0.7	1.1	1.7	2.4	4.2	4.5 ²⁾	4.5 ²⁾	4.5 ²⁾	4.5 ²⁾	4.5 ²⁾	
4	<0.5 ¹⁾	<0.5 ¹⁾	0.7	1.0	1.5	2.1	3.6	4.5 ²⁾	4.5 ²⁾	4.5 ²⁾	4.5 ²⁾	4.5 ²⁾	
5	<0.5 ¹⁾	<0.5 ¹⁾	0.6	0.8	1.2	1.7	2.8	3.8	4.5 ²⁾	4.5 ²⁾	4.5 ²⁾	4.5 ²⁾	
6	<0.5 ¹⁾	<0.5 ¹⁾	0.5	0.8	1.2	1.5	2.5	3.3	4.5 ²⁾	4.5 ²⁾	4.5 ²⁾	4.5 ²⁾	
8	<0.5 ¹⁾	<0.5 ¹⁾	0.5	0.8	1.1	1.5	2.3	2.9	4.5 ²⁾	4.5 ²⁾	4.5 ²⁾	4.5 ²⁾	
10			0.5	0.7	1.0	1.4	2.0	2.5	3.8	4.5 ²⁾	4.5 ²⁾	4.5 ²⁾	
13						1.0	1.3	1.9	2.4	3.6	4.5 ²⁾	4.5 ²⁾	
16							1.0	1.3	1.8	2.3	3.3	4.5 ²⁾	
20								1.0	1.2	1.7	2.2	3.2	4.5 ²⁾
25									1.6	2.1	3.0	4.5 ²⁾	4.5 ²⁾
32										2.1	2.9	4.5 ²⁾	4.5 ²⁾
40											2.8	4.5 ²⁾	4.5 ²⁾
50												4.5 ²⁾	4.5 ²⁾
63													4.5 ²⁾