




12/4 FAZ Miniature Circuit-Breakers
Switching Capacity 15 kA (IEC/EN 60947-2)



Moeller HPL0211-2004/2005

Rated current I_n A	1-pole 		2-pole With 2 protected poles 		3-pole With 3 protected poles 	
	Type Article no.	Std. pack	Type Article no.	Std. pack	Type Article no.	Std. pack
FAZ miniature circuit-breakers						
4	FAZ-B4/1-HS 279274	12 off	FAZ-B4/2-HS 279275	1 off	—	—
5	FAZ-B5/1 278528	29	—	—	—	—
6	FAZ-B6/1 278529	—	FAZ-B6/2 278728	—	FAZ-B6/3 278841	1 off
8	FAZ-B8/1 278530	—	FAZ-B8/2 278729	—	FAZ-B8/3 278842	—
10	FAZ-B10/1 278531	—	FAZ-B10/2 278730	—	FAZ-B10/3 278843	—
12	FAZ-B12/1 278532	—	FAZ-B12/2 278731	—	FAZ-B12/3 278844	—
13	FAZ-B13/1 278533	—	FAZ-B13/2 278732	—	FAZ-B13/3 278845	—
15	FAZ-B15/1 278534	—	FAZ-B15/2 278733	—	FAZ-B15/3 278846	—
16	FAZ-B16/1 278535	—	FAZ-B16/2 278734	—	FAZ-B16/3 278847	—
20	FAZ-B20/1 278536	—	FAZ-B20/2 278735	—	FAZ-B20/3 278848	—
25	FAZ-B25/1 278537	—	FAZ-B25/2 278736	—	FAZ-B25/3 278849	—
32	FAZ-B32/1 278538	—	FAZ-B32/2 278737	—	FAZ-B32/3 278850	—
40	FAZ-B40/1 278539	—	FAZ-B40/2 278738	—	FAZ-B40/3 278851	—
50	FAZ-B50/1 278540	—	FAZ-B50/2 278739	—	FAZ-B50/3 278852	—
63	FAZ-B63/1 278541	—	FAZ-B63/2 278740	—	FAZ-B63/3 278853	—

I_B
Response current of short-circuit release
 $3 - 5 \times I_n$

FAZ Miniature Circuit-Breakers 12/5
Switching Capacity 15 kA (IEC/EN 60947-2)

Moeller HPL0211-2004/2005





Type Article no.	Std. pack	2-pole With 1 protected pole, N switching with pole 		4-pole With 3 protection poles, N switching with poles 		Notes
		Type Article no.	Std. pack	Type Article no.	Std. pack	
FAZ-B6/4 279029	1 off	FAZ-B6/1N 278642	1 off	FAZ-B6/3N 278943	1 off	Switching capacity (IEC/EN 60898) 10 kA
FAZ-B8/4 279030	—	FAZ-B8/1N 278643	—	FAZ-B8/3N 278944	—	Switching capacity (IEC/EN 60947-2) 15 kA
FAZ-B10/4 279031	—	FAZ-B10/1N 278644	—	FAZ-B10/3N 278945	—	Accessories Page
FAZ-B12/4 279032	—	FAZ-B12/1N 278645	—	FAZ-B12/3N 278946	—	Auxiliary contacts, 12/21
FAZ-B13/4 279033	—	FAZ-B13/1N 278646	—	FAZ-B13/3N 278947	—	Voltage releases
FAZ-B15/4 279034	—	FAZ-B15/1N 278647	—	FAZ-B15/3N 278948	—	Mounting accessories 12/23
FAZ-B16/4 279035	—	FAZ-B16/1N 278648	—	FAZ-B16/3N 278949	—	FAZ-B4/1-HI, FAZ-B4/2-HS Special miniature circuit-breakers with much reduced let-through energy to prevent contact welding of auxiliary contacts
FAZ-B20/4 279036	—	FAZ-B20/1N 278649	—	FAZ-B20/3N 278950	—	1-pole Depth 71 mm Width 17.5 mm
FAZ-B25/4 279037	—	FAZ-B25/1N 278650	—	FAZ-B25/3N 278951	—	2-pole Depth 71 mm Width 35 mm
FAZ-B32/4 279038	—	FAZ-B32/1N 278651	—	FAZ-B32/3N 278952	—	3-pole Depth 71 mm Width 52.5 mm
FAZ-B40/4 279039	—	FAZ-B40/1N 278652	—	FAZ-B40/3N 278953	—	4-pole Depth 71 mm Width 70 mm
FAZ-B50/4 279040	—	FAZ-B50/1N 278653	—	FAZ-B50/3N 278954	—	
FAZ-B63/4 279041	—	FAZ-B63/1N 278654	—	FAZ-B63/3N 278955	—	

Switching capacity (IEC/EN 60898) 10 kA
Switching capacity (IEC/EN 60947-2) 15 kA

Accessories Page

- Auxiliary contacts, 12/21
- Voltage releases
- Mounting accessories 12/23

FAZ-B4/1-HI, FAZ-B4/2-HS
Special miniature circuit-breakers with much reduced let-through energy to prevent contact welding of auxiliary contacts

	
1-pole Depth 71 mm Width 17.5 mm	2-pole Depth 71 mm Width 35 mm
	
3-pole Depth 71 mm Width 52.5 mm	4-pole Depth 71 mm Width 70 mm

Miniature Circuit-Breakers, MCB Enclosures, Fuse Enclosures

Miniature Circuit-Breakers, MCB Enclosures, Fuse Enclosures

Type: **FAZ-B10/1**
 Article No.: **278531**

Instantaneous release response current $3 - 5 \times I_n$

Ordering information

Rated current	I_n	A	10
---------------	-------	---	----

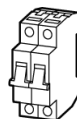
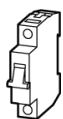
Notes concerning the product group

Switching capacity 10 kA
 (IEC/EN 60898)

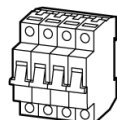
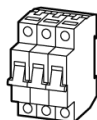
Switching capacity 15 kA
 (IEC/EN 60947-2)

FAZ-B4/1-HI, FAZ-B4/2-HSSpecial miniature circuit-breakers with much reduced let-through energy to prevent contact welding of 1 **auxiliary contacts**.

1-pole	2-pole; 1N-pole
Depth 71 mm	Depth 71 mm
Width 17.5 mm	Width 35 mm



3-pole	4-pole; 3-pole + N
Depth 71 mm	Depth 71 mm
Width 52.5 mm	Width 70 mm



Accessories

Auxiliary contacts
 Voltage releases
 Mounting accessories

Electrical			
Standards			IEC/EN 61131-2
Rated operational voltage			
Rated operating voltage		V AC	230/400
		V DC	48 (per pole)
Rated switching capacity		kA	15
Operational switching capacity		kA	7,5
Characteristic			B, C, D, K, Z, S
Max. back-up fuse		A gL/gG	125
Selectivity Class			3
Lifespan	Operations		> 10000
Direction of incoming supply			As required
Mechanical			
Standard front dimension		mm	45
Enclosure height		mm	80
Terminal protection			Finger and back-of-hand proof to BGV A2
Mounting width per pole		mm	17,5
Mounting			IEC/EN 60715 top-hat rail
Protection type			IP20, IP40 (when fitted)
Terminals top and bottom			Twin-purpose terminals
Terminal capacities			
		mm ²	1 × 25
		mm ²	2 × 10
Thickness of busbar material		mm	0.8 – 2
Mounting position			As required

Moeller GmbH, Hein-Moeller-Str. 7-11, D-53115 Bonn
 E-Mail: catalog@moeller.net, Internet: www.moeller.net, <http://catalog.moeller.net>
 Copyright 2006 by Moeller GmbH. Subject to modifications. HPL-C2006G V2.2