

# Fast-Acting Indicating Telecom Fuse

60Vdc/125Vac



Catalog Symbol: GMT

Fast-acting indicating fuse for telecom circuits.

Ratings:

Volts: 60Vdc/125Vac

Amps: 18/100 – 15A

IR: 450A @ 60Vdc

300A @ 125Vac

Agency Information:

UL Recognized, Guide JFHR2, File E56412

Materials:

Body: Thermoplastic (flammability rating: UL94V0)

Terminals: Tin-plated beryllium copper

Carton Quantity & Weight:

100 fuses per carton, 0.33 lbs. (150g.)

Fuse Holders: Catalog Nos. HLS, HLT and PCT

General Information:

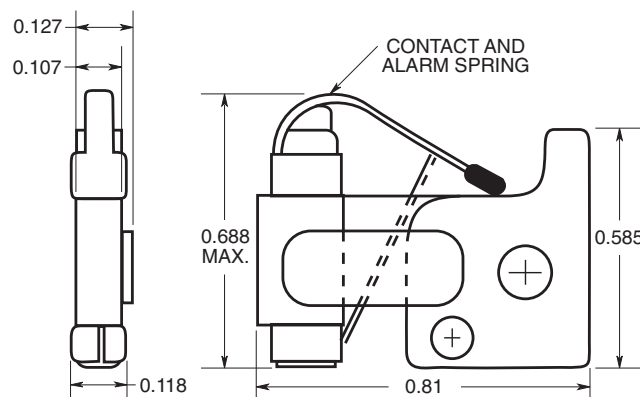
- For telecom, computer, or control circuits.
- Visual spring indicating and alarm circuit indicating.
- Color coded flags designate amp rating.
- Fuses easily replaced without use of insulated tools.
- Fuses can be removed with wire hook when mounted on minimum centers.
- **GMT-X** fuse cover available.
- **GMT-Y** fuse cover (with pull-tab) available.

Catalog Symbol and Color Codes

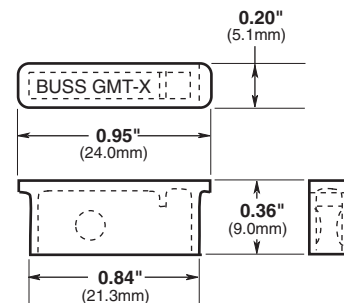
| Catalog Symbol | Color Code   | Catalog Symbol | Color Code   |
|----------------|--------------|----------------|--------------|
| GMT-18/100A    | Yellow       | GMT-3 1/2A     | White/Blue   |
| GMT-1/4A       | Violet       | GMT-4A         | White/Brown  |
| GMT-3/8A       | White/Gray   | GMT-5A         | Green        |
| GMT-1/2A       | Red          | GMT-7 1/2A     | Black/White  |
| GMT-65/100A    | Black        | GMT-10A        | Red/White    |
| GMT-3/4A       | Brown        | GMT-12A        | Yellow/Green |
| GMT-1A         | Gray         | GMT-15A        | Red/Blue     |
| GMT-1 1/3A     | White        | GMT-Dummy      | Gray         |
| GMT-1 1/2A     | White/Yellow | GMT-A (alarm)* | Yellow       |
| GMT-2A         | Orange       | GMT-X (cover)  | Clear        |
| GMT-3A         | Blue         |                |              |

\*Designed specifically for use in the Telpower® Series 15800 fused disconnect switch.

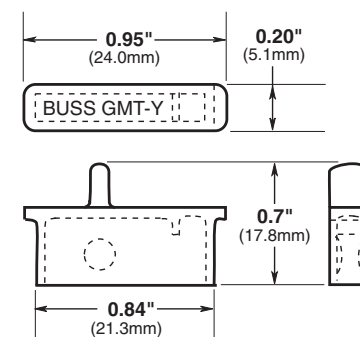
Dimensional Data — in



Covers — in (mm)

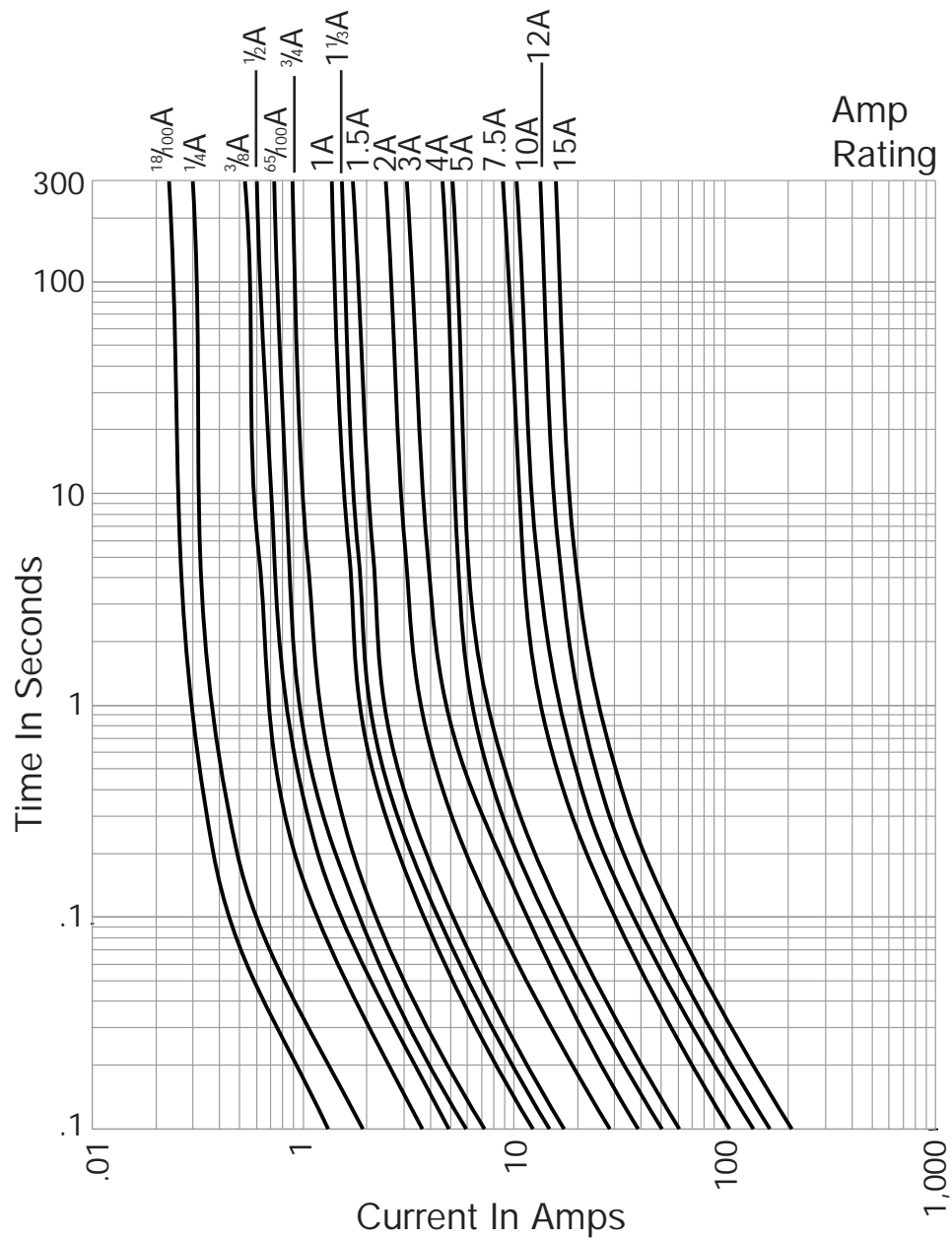


GMT-X Fuse Cover



GMT-Y Fuse Cover

# Time-Current Characteristic Curves-Average Melt



## Test Specifications

| Percent Overload | Opening Time      |
|------------------|-------------------|
| 100%             | 10 min. (minimum) |
| 150%             | 5 min. (maximum)  |

The only controlled copy of this Data Sheet is the electronic read-only version located on the Cooper Bussmann Network Drive. All other copies of this document are by definition uncontrolled. This bulletin is intended to clearly present comprehensive product data and provide technical information that will help the end user with design applications. Cooper Bussmann reserves the right, without notice, to change design or construction of any products and to discontinue or limit distribution of any products. Cooper Bussmann also reserves the right to change or update, without notice, any technical information contained in this bulletin. Once a product has been selected, it should be tested by the user in all possible applications.