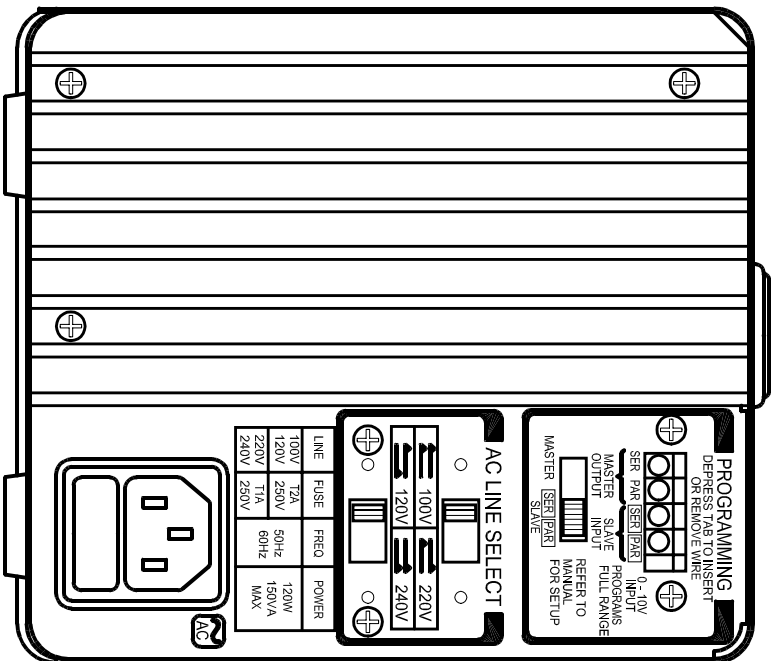
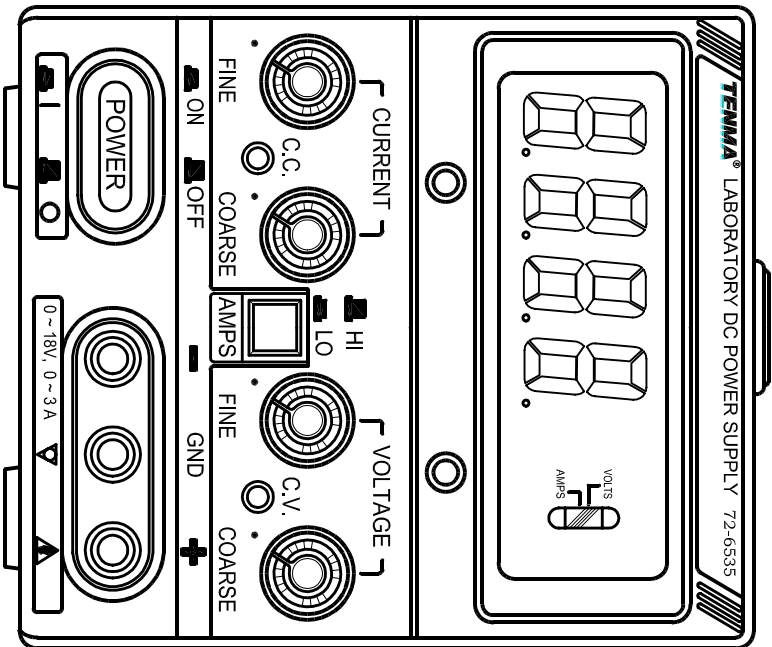


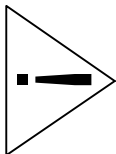
ALL RIGHTS RESERVED. NO PORTION OF THIS PUBLICATION, WHETHER IN WHOLE OR IN PART CAN BE REPRODUCED WITHOUT THE EXPRESS WRITTEN CONSENT OF SPC TECHNOLOGY.

| REVOLUTIONS |     | DOC. NO. SPC-F005 | Effective: 12/21/98 | DCP No: 680 |        |         |        |         |
|-------------|-----|-------------------|---------------------|-------------|--------|---------|--------|---------|
| DCP #       | REV | DESCRIPTION       | DRAWN               | DATE        | CHECKD | DATE    | APPRVD | DATE    |
| 430         | A   | RELEASED          | HYO                 | 1/23/01     | JC     | 1/29/01 | DJC    | 1/29/01 |



**FEATURES:**

- \* Max. rating 18V, 3A
- \* Fine and coarse adjustments for accurate voltage and current settings
- \* Constant voltage and constant current operations
- \* HI/LO current range selector
- \* Series or parallel operation
- \* Low ripple and noise
- \* Overload and reverse polarity protection
- \* Power Requirements: 100V, 120V, 220V, 240VAC, 50/60Hz (Selectable)
- \* Includes test leads and owner's manual
- \* One year limited warranty
- \* Dimensions: 128(W) x 145(H) x 285(D) mm
- \* Weight: 4kg



**WARNING:** Voltages more than 60VDC are a lethal shock hazard to the user. Be careful when connecting power supplies in series to achieve voltages higher than 60VDC total or 60VDC between any connection and earth ground.

DISCLAIMER:  
ALL STATEMENTS AND TECHNICAL INFORMATION CONTAINED HEREIN ARE BASED UPON INFORMATION AND/OR TESTS WE BELIEVE TO BE ACCURATE AND RELIABLE. SINCE CONDITIONS OF USE ARE BEYOND OUR CONTROL, THE USER SHALL DETERMINE THE SUITABILITY OF THE PRODUCT FOR THE INTENDED USE AND ASSUME ALL RISK AND LIABILITY WHATSOEVER IN CONNECTION THEREWITH.



|   |                           |               |  |                              |
|---|---------------------------|---------------|--|------------------------------|
| UNLESS OTHERWISE SPECIFIED, DIMENSIONS ARE FOR REFERENCE PURPOSES ONLY. | DRAWN BY: HISHAM ODISH    | DATE: 1/23/01 | DRAWING TITLE: LABORATORY POWER SUPPLY |                              |
|   | CHECKED BY: JOHN COLE     | DATE: 1/29/01 | SIZE: A                                | DWG. NO.: 72-6535            |
|   | APPROVED BY: DANIEL CAREY | DATE: 1/29/01 | SCALE: NTS                             | ELECTRONIC FILE: 84N1414.DWG |
|   |                           |               |  | REV: A                       |

## SPECIFICATIONS:

### **Constant Voltage Operation**

Output voltage range: 0 to 18 VDC continuously adjustable

Voltage Regulation:

Line regulation:  $\leq 0.01\% + 3mV$

Load regulation:  $\leq 0.01\% + 3mV$  (rating current  $\leq 3A$ )

Load regulation:  $\leq 0.01\% + 5mV$  (rating current  $> 3A$ )

Recovery Time:  $\leq 100\mu s$  (50% load change, minimum load 0.5A)

Ripple & Noise:  $\leq 0.5mV_{rms}$  (5Hz~1MHz) (rating current  $\leq 3A$ )

$\leq 1.0mV_{rms}$  (5Hz ~ 1MHz) (rating current  $> 3A$ )

Temp. Coefficient:  $\leq 300PPM/^{\circ}C$

### **Constant Current Operation**

Output current range: 0 to 3A continuously adjustable

Current regulation:

Line regulation:  $\leq 0.2\% + 3mA$

Load regulation:  $\leq 0.2\% + 3mA$

Ripple and Noise:  $\leq 3mArms$

### **Environmental**

Indoor Use

Altitude up to 2000m

Installation Category II

Pollution degree 2

Operating Temp. & Humidity:  $0^{\circ}C \sim 40^{\circ}C$ ,  $< 80\%$

Storage Temp. & Humidity:  $-10^{\circ}C \sim 70^{\circ}C$ ,  $< 70\%$

Display

3 1/2 digits .5" red LED display (Voltage and Current switchable)

Accuracy:  $\pm (0.5\% \text{ of rdg} + 2 \text{ digits})$

Voltage range:

19.99V of full scale (rating voltage  $\leq 18V$ )

199.9V of full scale (rating voltage  $\geq 20V$ )

Current range:

1.999A of full scale (rating current  $< 2A$ )

19.99A of full scale (rating current  $\geq 2A$ )

Insulation:

Between chassis and output terminal

20 Megohm or above (DC500V)

Between chassis and AC cord

30 Megohm or above (DC500V)

| SIZE   | DWG. NO. | ELECTRONIC FILE     | REV           |
|--------|----------|---------------------|---------------|
| A      | 72-6535  | 84N1414.dwg         | A             |
| SCALE: | NTS      | U.O.M.: INCHES [mm] | SHEET: 2 OF 2 |