

# K-LINE

## K109PT1000

PT1000 Converter

**K-LINE**

Temperature converters

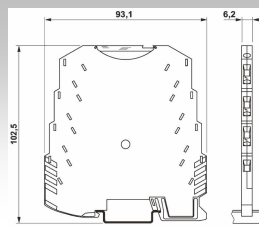


- ▶ INPUT: PT1000 at 2,3,4 wires with zero and span configurable by dip-switch
- ▶ OUTPUT: N.1 channel current 0/4..20, 20..4/0 mA or voltage 0..5/10, 10..0, 1..5 Vdc
- ▶ Galvanic isolation at 3-way.
- ▶ Spring-cage terminal block and/or DIN bus connection system
- ▶ Power bridging terminal - DIN rail bus connector
- ▶ Tiny dimensions (102,5 x 93,1 x 6,2 mm)
- ▶ Resolution @ 14 bit
- ▶ Precision class 0.1%

 **SENECA**

# TECHNICAL DATA

## K109PT1000 – PT1000 Converter



### ORDER CODES

**K109PT1000** PT1000 converter

#### Accessories

**K-BUS** Expandable power supply connector

**K-SUPPLY** Power Supply module with surge protection

### GENERAL FEATURES

<b>Power supply</b>	19,2...30 Vdc
<b>Channels</b>	N.1
<b>Accuracy</b>	(20,5 K / temp + 0.05) % (Measurement range)
<b>Status indicators</b>	Setting error Wrong connection Internal improper functioning
<b>Galvanic Isolation</b>	Power supply // input // output at 1500 Vac, digital
<b>Hot swapping</b>	Yes
<b>Power consumption</b>	500 mW
<b>A/D Converter</b>	14 bit
<b>Current output protection</b>	Approximately 25 mA
<b>Security output</b>	- 102.5% of full scale value, in case of over-range - 105% of full scale value in case of improper functioning
<b>Humidity</b>	30..90% a +40°C (not condensing)

<b>Design</b>	Terminal housing for mounting on 35 mm DIN 46277
<b>Filter rejection</b>	50-60 Hz (settable)
<b>DIP Switch</b>	-Inputs signal setup -Output signal setup
<b>Processing</b>	Floating point 32 bit
<b>Dimensions</b>	6,2 x 93,1 x 102,5 mm (w x h x d)
<b>Weight</b>	50 g
<b>Operating temperature</b>	-20..+65 °C
<b>Connections</b>	Plug-in screw clamp terminal blocks, wires up to 2.5 mm <sup>2</sup>
<b>IP Protection</b>	IP 20
<b>Standards</b>	EN50081-2 EN50082-2 EN61010-1 EN60742
<b>Approvals</b>	CE

### INPUT

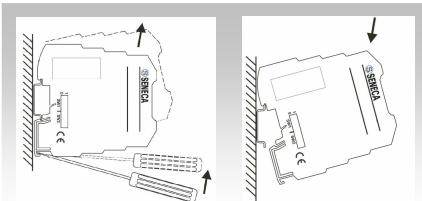
**PT1000** probe, EN 60751/A2 (ITS90)  
Connection by 2, 3 or 4 wires  
Current on sensor: < 900 uA  
Cable resistance: Max. 20 Ohm per wire  
Measurement Range: -200..210 °C  
Min span : 30°C

### OUTPUT

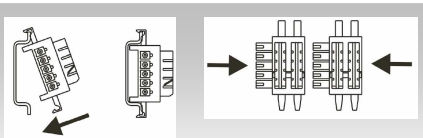
**Current:** 0..20 mA, 4..20 mA, 20..0 mA e 20..4 mA  
Higher load resistance: 500 Ohm  
**Voltage:** 0..5 Vdc, 1..5 Vdc, 0..10 Vdc and 10..0 Vdc  
Lower load resistance: 2 KOhm

### DIMENSIONS AND INSTALLATION

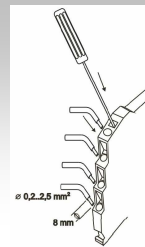
#### Inserting / Extracting module on DIN guide



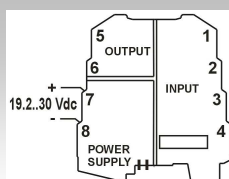
#### Expandable connector K-BUS



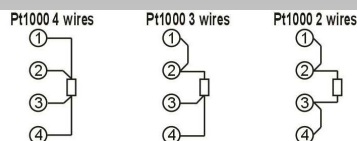
#### Cage clamp connection



#### Power supply



#### Input



#### Output

