


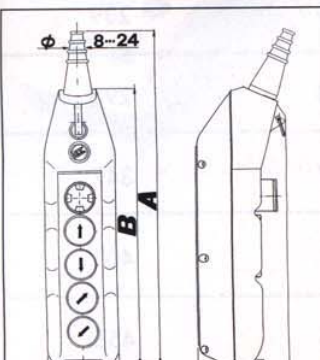
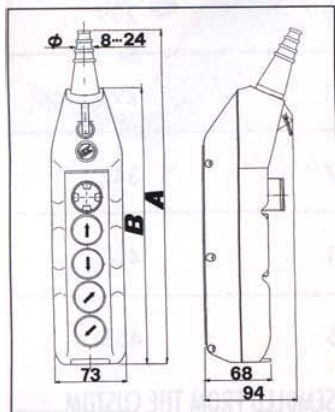


PL / PLB

Pendant stations

Single row auxiliary

	DESCRIPTION	P/N	WEIGHT
	EMERG. + 4 OPERATORS	PL05	560 GR.
	EMERG. + 4 OPERATORS 2 OPER. 2 SPEED	PL05D2	590 GR.
	EMERG. + 4 OPERATORS 2 SPEED	PL05D4	620 GR.
	EMERG. + 6 OPERATORS	PL07	740 GR.
	EMERG. + 6 OPERATORS 2 OPER. 2 SPEED	PL07D2	770 GR.
	EMERG. + 6 OPERATORS 4 OPER. 2 SPEED	PL07D4	800 GR.
	EMERG. + 6 OPERATORS 2 SPEED	PL07D6	830GR.
	EMERG. + START/ALL + 6 OPERATORS	PL08	830 GR.
	EMERG. + START/ALL + 6 OPERATORS 2 OPER. 2 SPEED	PL08D2	860 GR.
	EMERG. + START/ALL + 6 OPERATORS 4 OPER. 2 SPEED	PL08D4	890 GR.
	EMERG. + START/ALL + 6 OPERATORS 2 SPEED	PL08D6	920 GR.
	EMERG. + START/ALL + 8 OPERATORS	PL10	990 GR.
	EMERG. + START/ALL + 10 OPERATORS	PL12	1140 GR.



OPERATORS N°	P/N	A mm	B mm
5	PL05	345	288
7	PL07	495	358
8	PL08	530	393
10	PL10	640	463
12	PL12	710	533




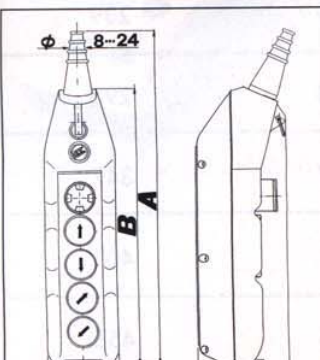
OTHER SOLUTIONS ALWAYS FURNISHED SEPARATELY AND ASSEMBLED FROM THE CUSTOM

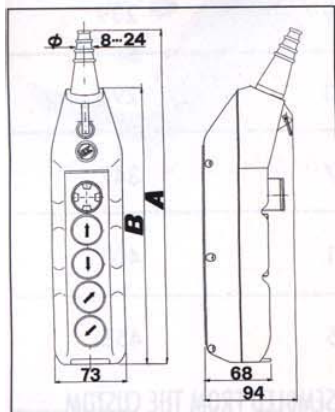


PL / PLB

Pendant stations

Single row auxiliary

	DESCRIPTION	P/N	WEIGHT
	EMERG. + 4 OPERATORS	PL05	560 GR.
	EMERG. + 4 OPERATORS 2 OPER. 2 SPEED	PL05D2	590 GR.
	EMERG. + 4 OPERATORS 2 SPEED	PL05D4	620 GR.
	EMERG. + 6 OPERATORS	PL07	740 GR.
	EMERG. + 6 OPERATORS 2 OPER. 2 SPEED	PL07D2	770 GR.
	EMERG. + 6 OPERATORS 4 OPER. 2 SPEED	PL07D4	800 GR.
	EMERG. + 6 OPERATORS 2 SPEED	PL07D6	830GR.
	EMERG. + START/ALL + 6 OPERATORS	PL08	830 GR.
	EMERG. + START/ALL + 6 OPERATORS 2 OPER. 2 SPEED	PL08D2	860 GR.
	EMERG. + START/ALL + 6 OPERATORS 4 OPER. 2 SPEED	PL08D4	890 GR.
	EMERG. + START/ALL + 6 OPERATORS 2 SPEED	PL08D6	920 GR.
	EMERG. + START/ALL + 8 OPERATORS	PL10	990 GR.
	EMERG. + START/ALL + 10 OPERATORS	PL12	1140 GR.



OPERATORS N°	P/N	A mm	B mm
5	PL05	345	288
7	PL07	495	358
8	PL08	530	393
10	PL10	640	463
12	PL12	710	533

OTHER SOLUTIONS ALWAYS FURNISHED SEPARATELY AND ASSEMBLED FROM THE CUSTOM

