


- Small, compact units
- Compressed air driven
- Simple to install


**Technical Data**
**Medium:**

Compressed air, filtered and non-lubricated

**Operation:**

Multi ejector system

**Operating Pressure:**

6 bar maximum

**Vacuum:**

- 0,87 bar maximum

**Operating Temperature:**

+80°C for M/58102/10 to M/58102/30

+60°C for M/58102/60 to M/58102/120

**Sound Level:**

75 to 80 dB (A)

**Materials:**

M/58102/10 to M/58102/30

ABS vacuum chips with 30% fibreglass, Aluminium sub-base, Nitrile rubber seals.

M/58102/60 to M/58102/120

Aluminium case, ABS end caps, Steel mountings, Nitrile rubber or polyurethane seals.

**Alternative Pumps:**

See page N 3.4.015.02

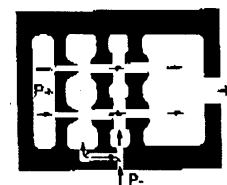
**Ordering Information**

To order a vacuum pump with 80 NI/min induced air at 6 bar operating pressure quote: M/58102/10

To order a vacuum pump with 910 NI/min induced air at 6 bar operating pressure quote: M/58102/120

**Accessories**

	See page
Pneumatic vacuum switch	N 4.3.101.01
Electric vacuum switch	N 4.3.111.01
Electronic vacuum switch	N 4.3.121.01
Flat suction cups	N 3.5.011.01
Bellows suction cups	N 3.5.031.01





**Alternative Pumps**

Symbol	Model	Description
	M/58102/N	Vacuum pumps with non-return valve

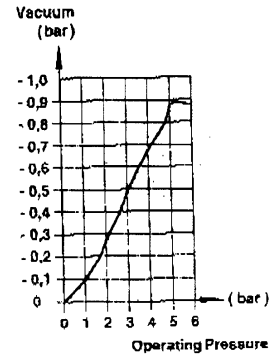
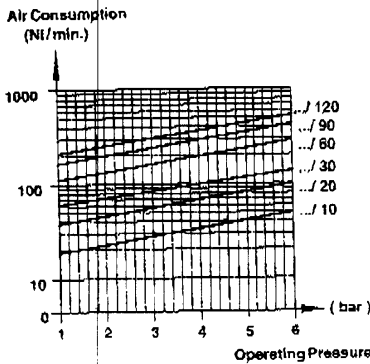
**Weights (kg)**

Model	Weight	Silencer	Vacuum Gauge
M/58102/10	0,080	0,010	0,068
M/58102/20	0,095		
M/58102/30	0,110		
M/58102/60	0,855		
M/58102/90	1,105		
M/58102/120	1,150		

**Tube Dimensions**  
Recommended tube dimensions  
(Internal diameter)

Model	Compressed air	Vacuum	Exhaust
M/58102/10	> Ø 3	> Ø 7	> Ø 9
M/58102/20	> Ø 3	> Ø 7	> Ø 9
M/58102/30	> Ø 4	> Ø 9	> Ø 9
M/58102/60	> Ø 4	> Ø 19	-
M/58102/90	> Ø 5	> Ø 19	-
M/58102/120	> Ø 5	> Ø 22	-

**Characteristics (All values given apply to an atmospheric pressure of 1013 mbar)**



**Induced air (NI/min), free air**

Model	D	0.1	0.2	0.3	0.4	0.5	0.6	0.7	0.8
M/58102/10	80	55	32	28	25	18	13	5	1.5
M/58102/20	160	110	64	56	50	36	26	10	3
M/58102/30	240	165	96	84	75	54	39	15	4.5
M/58102/60	480	270	182	168	150	108	78	30	9
M/58102/90	708	427	273	252	225	162	117	45	13.5
M/58102/120	910	568	355	336	300	216	156	60	18

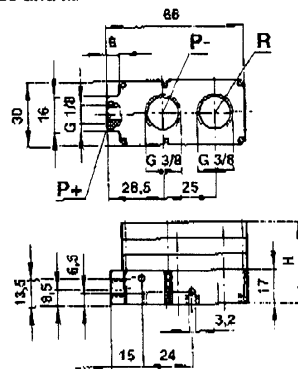
**Time (sec) for evacuation of 1 litre volume to vacuum**

Model	0.1	0.2	0.3	0.4	0.5	0.6	0.7	0.8	0.85
M/58102/10	0,070	0,200	0,450	0,750	1,190	1,790	2,610	4,130	5,820
M/58102/20	0,035	0,100	0,230	0,370	0,570	0,860	1,320	2,070	2,920
M/58102/30	0,023	0,070	0,150	0,250	0,380	0,580	0,870	1,380	1,940
M/58102/60	0,012	0,034	0,080	0,120	0,190	0,290	0,440	0,690	0,970
M/58102/90	0,007	0,023	0,050	0,080	0,130	0,190	0,290	0,460	0,650
M/58102/120	0,006	0,017	0,040	0,060	0,100	0,150	0,220	0,350	0,490

Note: Values given in the tables are theoretical and apply to an operating pressure of 6 bar

**Basic Dimensions**

Model: M/58102/10 to M/58102/30 and M/58102/N/10 to M/58102/N/30

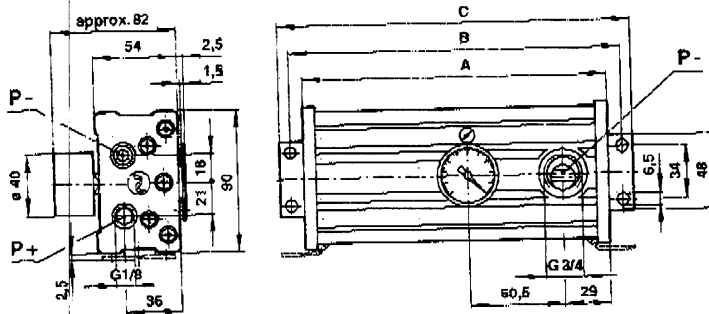


Model	H
M/58102/10	24.5
M/58102/20	32
M/58102/30	39.5



**Basic Dimensions**

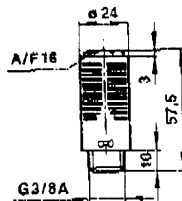
Model: M/58102/60 to M/58102/120 and M/58102/N/60 to M/58102/N/120



Model	A	B	C
M/58102/60	136	154	168
M/58102/90	196	214	228
M/58102/120	196	214	228

**Silencer**

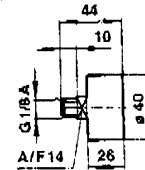
Model: M/58019



**Vacuum Gauge**

Model: M/58080

Instrument range: 0 to - 1 bar



**Warning**

These products are intended for use in industrial compressed air systems only. Do not use these products where pressures and temperatures can exceed those listed under 'Technical Data'.

Before using these products with fluids other than those specified, for non-industrial applications, life-support systems, or other applications not within published specifications, consult NORGREN.

Through misuse, age, or malfunction, components used in fluid power systems can fail in various modes.

The system designer is warned to consider the failure modes of all component parts used in fluid power systems and to provide adequate safeguards to prevent personal injury or damage to equipment in the event of such failure.

**System designers must provide a warning to end users in the system instructional manual if protection against a failure mode cannot be adequately provided.**

System designers and end users are cautioned to review specific warnings found in instruction sheets packed and shipped with these products.