

Type: **EASY223-SWIRE**
 Article No.: **106950**
 Sales text **Gateway easy-NET/SmartWire Gateway**



Ordering information

Description		Gateway for connecting up to 16 SmartWire modules to easy-NET or CANopen
-------------	--	--

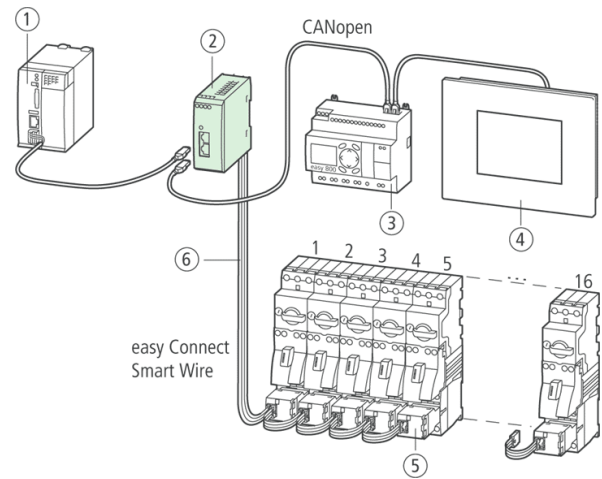
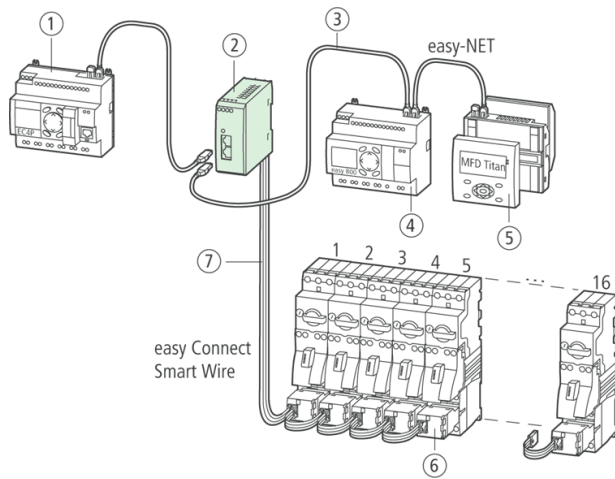
Note concerning the product

Mode of operation, easy-NET

In easy-NET mode the gateway acts as a station on easy-NET and the SmartWire master at the same time. Up to 8 stations on the easy-NET can be intelligently connected with each other.

CANopen operating mode

CANopen mode allows communication between SmartWire modules and controllers with CANopen interface such as EC4-200 or XC100/200. In addition to standard fieldbus modules such as remote I/O systems or visualisation devices, this allows a number of switchgear devices can be networked directly with the PLC. Up to 126 stations can be connected to a CANopen network, depending on the performance level of the CANopen fieldbus master.



- ① Head-end controller (EASY8..., MFD-CP8-NT, EC4P..., XC201)
- ② easy Connect SmartWire gateway → [106950](#)
- ③ easy-NET → [256283](#)
- ④ easy-NET station, e.g. easy800 → [256267](#)
- ⑤ easy-NET station, e.g. MFD-CP8-NT → [265253](#)
- ⑥ SmartWire module, e.g. for XStart → [107028](#)
- ⑦ SmartWire connection cable → [107032](#)

- ① CANopen PLC e.g. EC4P, XC100/XC200 → [262152](#)
- ② easy Connect SmartWire gateway → [106950](#)
- ③ CANopen controller, such as EC4P-200 → [106391](#)
- ④ CANopen station, e.g. MI4 → [229794](#)
- ⑤ SmartWire module, e.g. for XStart → [107028](#)
- ⑥ SmartWire connection cable → [107032](#)

General

Standards			EN 55011, EN 55022, IEC/EN 61000-4, IEC/EN 60068-2-27, EN 50325
Dimensions (W × H × D)		mm	35.5 × 90 × 101.2 (2 space units)
Weight		kg	0,15
Mounting			Top-hat rail IEC/EN 60715, 35 mm or screw fixing using fixing brackets ZB4-101-GF1 (accessories)

Terminal capacities

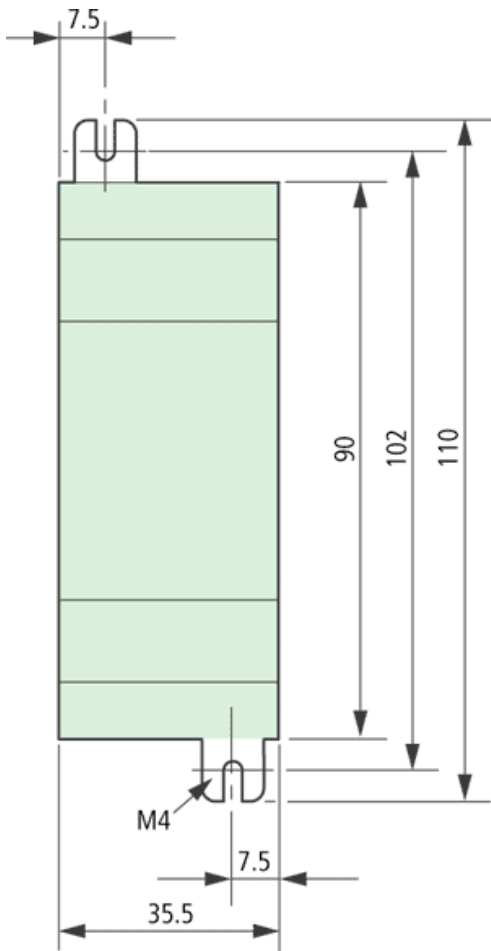
Solid		mm ²	0.34 – 1.5 (AWG 22 – 16)
Flexible with ferrule		mm ²	0.34 – 1.5 (AWG 22 – 16)
Standard screwdriver		mm	3.5 × 0.8
Max. tightening torque		Nm	0,6

Climatic environmental conditions

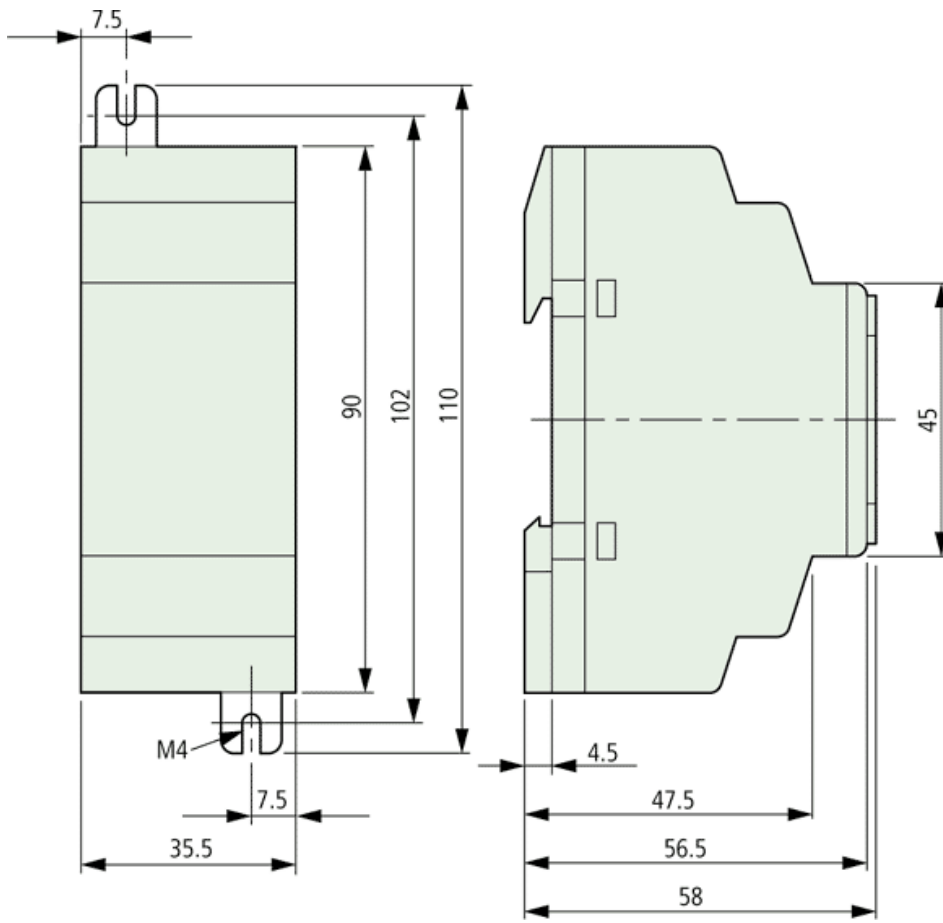
Operating ambient temperature		°C	–25 ... 55, low temperatures to IEC 60068–2–1, high temperatures to IEC 60068–2–2
Condensation			Take appropriate measures to prevent condensation
Storage		°C	... 25...+70
Relative humidity, non–condensing (IEC/EN 60068–2–30)		%	5...95
Air pressure (operation)		hPa	795...1080
Corrosion resistance			
IEC/EN 60068–2–42	4 days SO ₂	cm ³ /m ³	10
IEC/EN 60068–2–43	4 days H ₂ S	cm ³ /m ³	1
Ambient conditions, mechanical			
Degree of protection IEC/EN 60529			IP 20
Vibrations (IEC/EN 60068–2–6)			
Constant amplitude 0.15 mm		Hz	10...57
Constant acceleration 2 g		Hz	57...150
Mechanical shock resistance (IEC/EN 60068–2–27) semi–sinusoidal 15 g/11 ms		Impacts	18
Drop to IEC/EN 60068–2–31	Drop height	mm	50
Free fall, packaged (IEC/EN 60068–2–32)		m	1
Mounting position			Vertical (on horizontal top–hat rail)
Electromagnetic compatibility (EMC)			
Overvoltage category/pollution degree			II/2
Electrostatic discharge (IEC/EN 61000–4–2, Level 3, ESD)			
Air discharge		kV	8
Contact discharge		kV	4
Electromagnetic fields (IEC/EN 61000–4–3, RFI)		V/m	10
Radio interference suppression (EN 55011)			EN 55011 Class B, EN 55022 Class B
Burst pulses (IEC/EN 61000–4–4, level 3)			
Supply cables		kV	2
Signal lines		kV	2

High-energy pulses (surge) (IEC/EN 61000-4-5, level 2)		kV	0.5 (supply cables, symmetrical)
Immunity to line-conducted interference to (IEC/EN 61000-4-6)		V	10
Insulation resistance			
Clearance in air and creepage distances			EN 50178, UL 508, CSA C22.2, no. 142
Insulation resistance			EN 50178
Power supply			
Rated operational voltage	U_e	V	24 (-15/+20 %)
Admissible range		V DC	20,4...28,8
Residual ripple		%	< 5
at 24 V DC		mA	Normally 200
Voltage dips (IEC/EN 61131-2)		ms	10
Protection against polarity reversal			
AS-I power supply			Yes
PROFIBUS DP			
Connection technique			RJ45, 8-pole
Potential isolation			Yes, for U_{AUX} , $U_{GATEWAY}$, SmartWire
Baud rates			1000 (6 m) ... 10 kBit/s (1000 m) easyNET: adjustable via easyNet configuration (station 1) or terminal mode with CANopen: automatic
Bus terminating resistors			External, first and last station
Bus addresses			easy-NET: 2 ... 8, adjustable via easyNet configuration (station 1) or terminal mode CANopen: 1 ... 126, adjustable via DIP switches

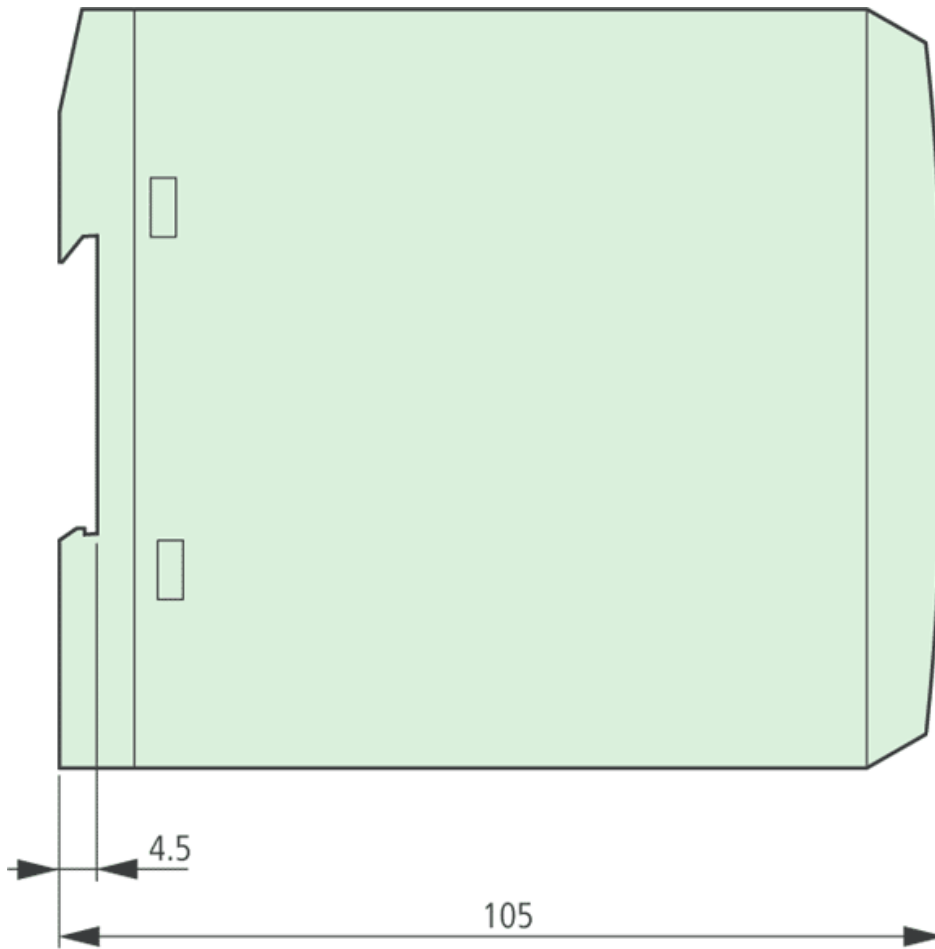
Dimensions



Dimensions



Dimensions



Moeller GmbH, Hein-Moeller-Str. 7-11, D-53115 Bonn
E-Mail: catalog@moeller.net, Internet: www.moeller.net, <http://catalog.moeller.net>
Copyright 2006 by Moeller GmbH. HPL-C2007G V2.1