

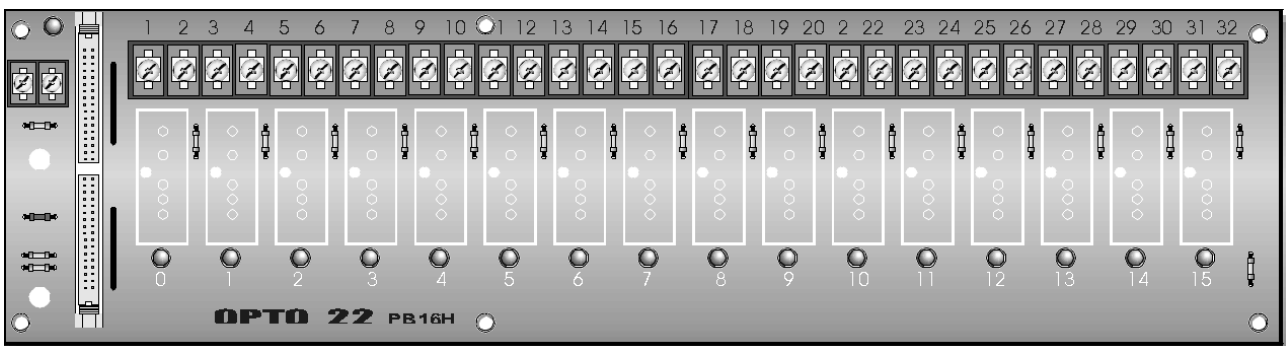
DATA SHEET

Form 452-050110

Description

Part Number	Description
PB16H	16-Channel Rack With Header Connector

The PB16HI/O mounting rack can accommodate any combination of 16 Standard single-channel digital I/O modules. The PB16HI/O mounting rack uses a 50-pin header connector for easy connection to Optomux (B1), Pamux (B5), or Mystic (B100) protocol brain boards.



Form 452-050110


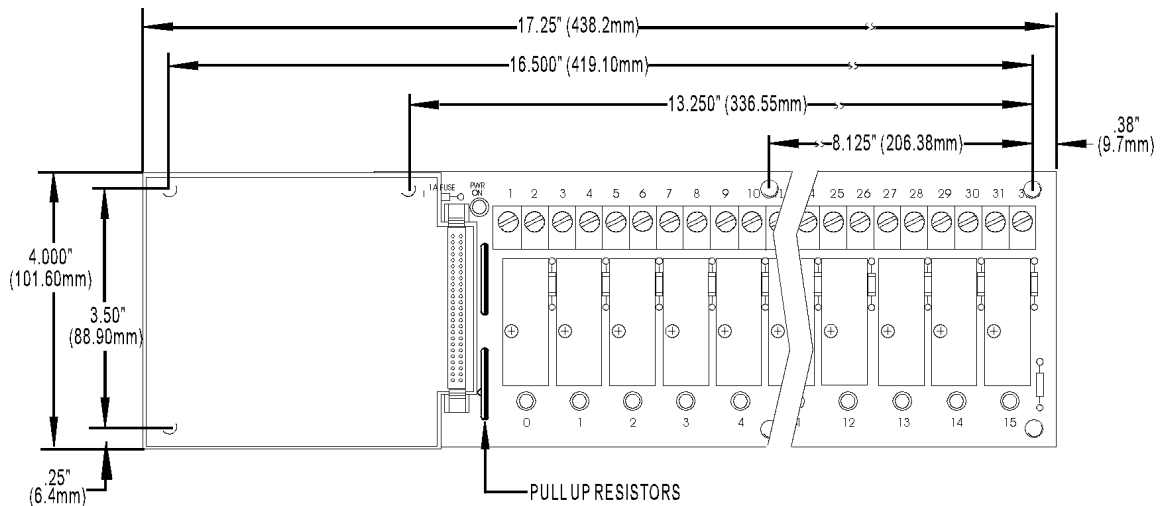
Specifications

PB16H Specifications

Operating Temperature	0° to 70° C 95% Relative Humidity Non-condensing
Interface Connectors Field Control Power	6-32 Screw Terminals 50-conductor Header Connector 2-position Screw Terminal or Opto 22 PBSA/B/C Power Supply

Dimensions

PB16H WITH B1 BRAIN BOARD



Form 452-050110

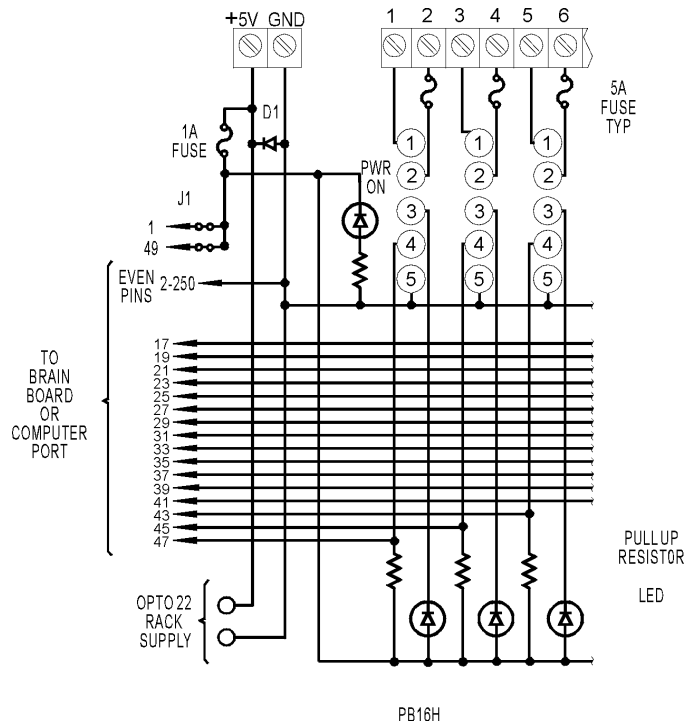
Connections

Module Position	Control (Header Connector)	Field (Terminal Strip)
0	47	1 & 2
1	45	3 & 4
2	43	5 & 6
3	41	7 & 8
4	39	9 & 10
5	37	11 & 12
6	35	13 & 14
7	33	15 & 16

Module Position	Control (Header Connector)	Field (Terminal Strip)
8	31	17 & 18
9	29	19 & 20
10	27	21 & 22
11	25	23 & 24
12	23	25 & 26
13	21	27 & 28
14	19	29 & 30
15	17	31 & 32

1. Even pins on control connector are connected by etch to common.
2. +VCC and return connected to two-point terminal strips marked "+5V" and "GND".
3. At each module position on the field terminal strip, the lower number is always connected to pin 1 of the I/O module.

Schematics PB16H



Products

Opto 22 produces a broad array of reliable, flexible hardware and software products for industrial automation, remote monitoring, enterprise data acquisition, and machine-to-machine (M2M) applications.

SNAP Ethernet Systems

Based on the Internet Protocol (IP), SNAP Ethernet systems offer flexibility in their network connectivity and in the software applications they work with. The physical network may be a wired Ethernet network, a cellular wireless network, or a modem. A wide variety of software applications can exchange data with SNAP Ethernet systems, including:

- Opto 22's own ioProject™ suite of control and HMI software
- Manufacturing resource planning (MRP), enterprise management, and other enterprise systems
- Human-machine interfaces (HMIs)
- Databases
- Email systems
- OPC client software
- Custom applications
- Modbus/TCP software and hardware.



SNAP Ethernet system hardware consists of controllers and I/O units. Controllers provide central control and data distribution. I/O units provide local connection to sensors and equipment.

SNAP OEM Systems

Opto 22 SNAP OEM I/O systems are highly configurable, programmable processors intended for OEMs, IT professionals, and others who need to use custom software with Opto 22 SNAP I/O modules.

Linux® applications running on these systems can read and write to analog, simple digital, and serial I/O points on SNAP I/O modules using easily implemented file-based operations. Applications can be developed using several common development tools and environments, including C or C++, Java, and shell scripts.



M2M Systems

Machine-to-machine (M2M) systems connect your business computer systems to the machines, devices, and environments you want to monitor, control, or collect data from. M2M systems often use wireless cellular communications to link remote facilities to central systems over the Internet, or to provide monitoring and control capability via a cellular phone.

Opto 22's Nvio™ systems include everything you need for M2M—interface and communications hardware, data service plan, and Web portal—in one easy-to-use package. Visit nvio.opto22.com for more information.

Opto 22 Software

Opto 22's ioProject and FactoryFloor® software suites provide full-featured and cost-effective control, HMI, and OPC software to power your Opto 22 hardware. These software applications help you develop control automation solutions, build easy-to-use operator interfaces, and expand your manufacturing systems' connectivity.



Quality

In delivering hardware and software solutions for worldwide device management and control, Opto 22 retains the highest commitment to quality. We do no statistical testing; each product is made in the U.S.A. and is tested twice before leaving our 160,000 square-foot manufacturing facility in Temecula, California. That's why we can guarantee solid-state relays and optically-isolated I/O modules *for life*.

Product Support

Opto 22's Product Support Group offers comprehensive technical support for Opto 22 products. The staff of support engineers represents years of training and experience, and can assist with a variety of project implementation questions. Product support is available in English and Spanish from Monday through Friday, 7 a.m. to 5 p.m. PST.

Opto 22 Web Sites

- www.opto22.com
- nvio.opto22.com
- www.internetio.com (live Internet I/O demo)

Other Resources

- OptoInfo CDs
- Custom integration and development
- Hands-on customer training classes.



About Opto 22

Opto 22 manufactures and develops hardware and software products for industrial automation, remote monitoring, enterprise data acquisition, and machine-to-machine (M2M) applications. Using standard, commercially available Internet, networking, and computer technologies, Opto 22's input/output and control systems allow customers to monitor, control, and acquire data from all of the mechanical, electrical, and electronic assets that are key to their business operations. Opto 22's products and services support automation end users, OEMs, and information technology and operations personnel.

Founded in 1974 and with over 85 million Opto 22-connected devices deployed worldwide, the company has an established reputation for quality and reliability.