

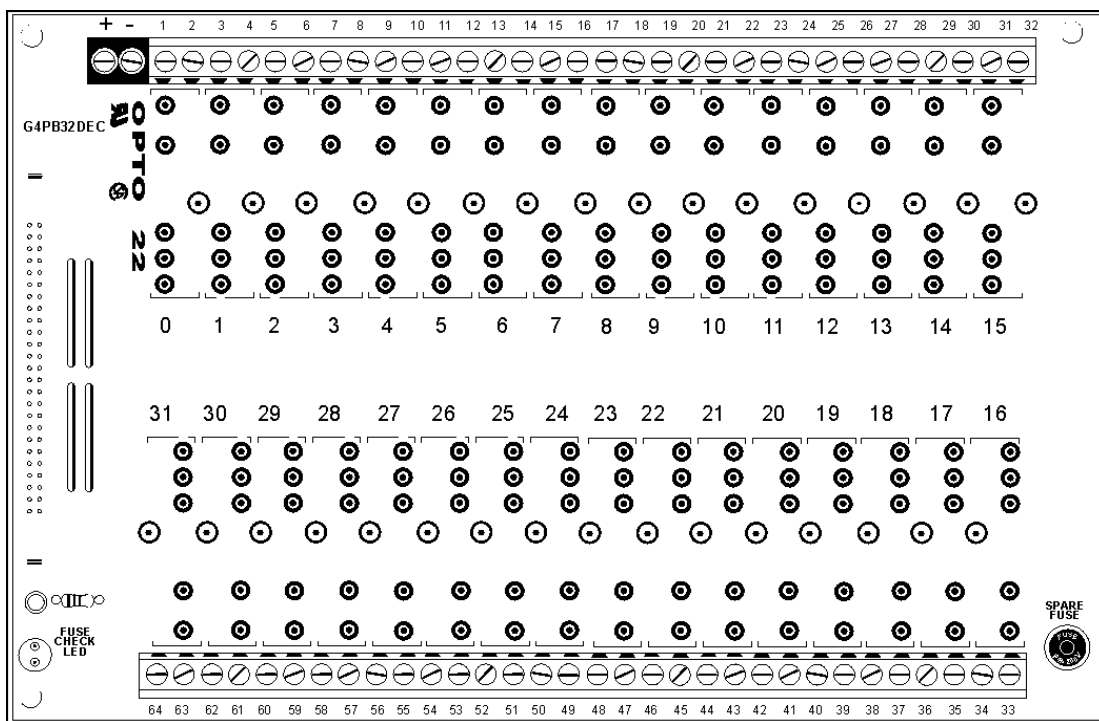
Form 363-010501

Part Number	Description
G4PB32DEC	G4 32-Channel I/O Module Rack

Description

The G4PB32DEC I/O mounting rack accommodates up to 32 G4 digital I/O modules and is used to interface to a DEC computer DRV-11J parallel card. A header connector on the rack is used for logic connections by using a standard 50-conductor, flat ribbon cable. Barrier strips with screw terminals provide the field and mounting rack power connections.

Insert and remove modules easily and quickly without disturbing field wiring. Modules are secured to the mounting rack with a threaded captive hold-down screw.



Features

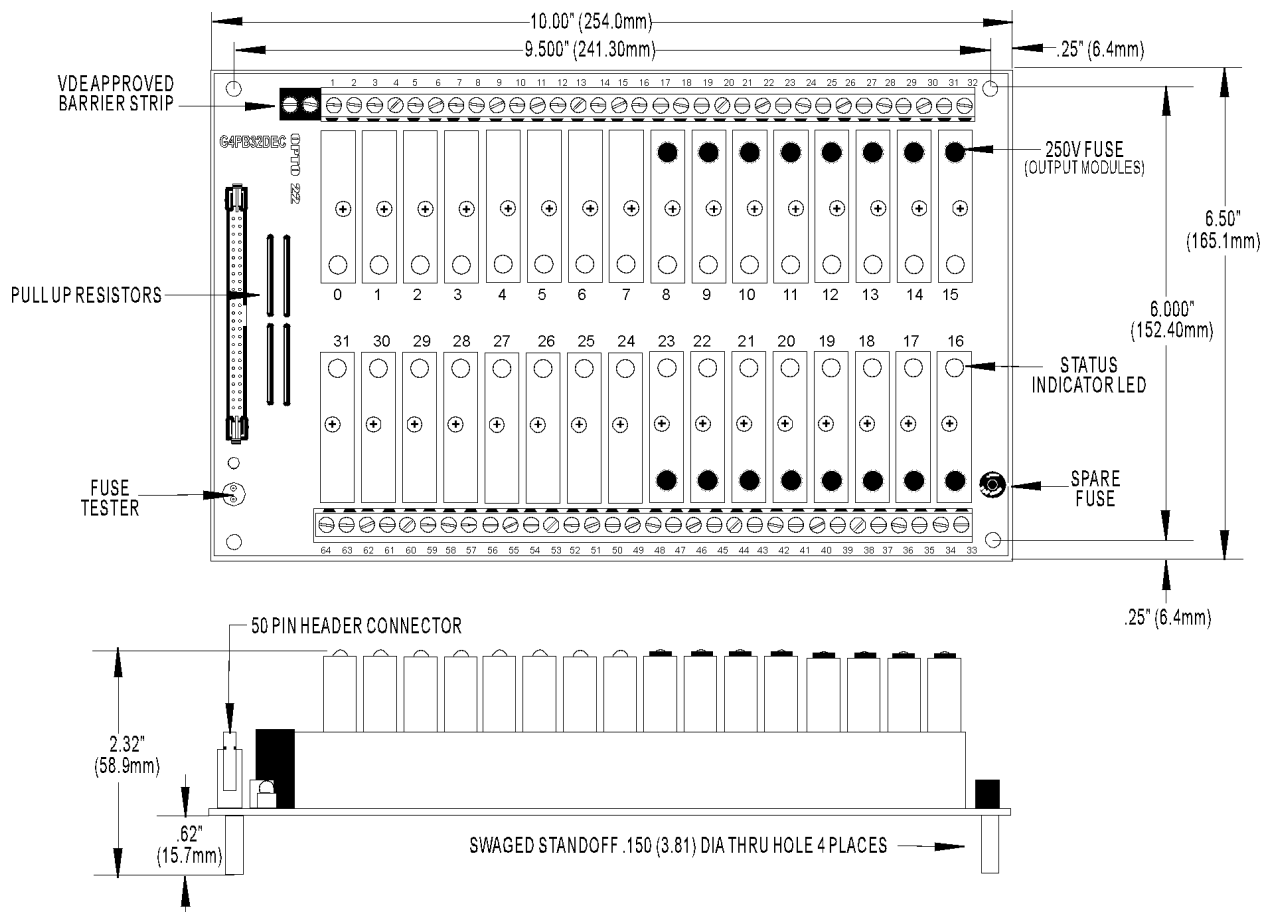
- Requires minimum panel space
- Built-in fuse tester
- Spare fuse on board
- For use with a DEC computer or with other general-purpose 32-point applications
- UL recognized, CSA certified, CE approved
- Uses a single 5, 15, or 24 VDC power supply for control power

Form 363-010501

Specifications

Operating temperature:	0 to 70° C 95 percent relative humidity, non-condensing
Interface connector: Field: Control: Power:	Screw-type barrier strip accommodates up to 10 AWG wire 50-conductor header connector Two-position screw terminal for a VCC power supply

Dimensions



Form 363-010501

Connections

Module Position	Control (Header Connector)	Field (Terminal Strip)	Module Position	Control (Header Connector)	Field (Terminal Strip)
0	37	1 and 2	16	14	33 and 34
1	39	3 and 4	17	12	35 and 36
2	38	5 and 6	18	13	37 and 38
3	40	7 and 8	19	11	39 and 40
4	35	9 and 10	20	16	41 and 42
5	42	11 and 12	21	9	43 and 44
6	36	13 and 14	22	15	45 and 46
7	41	15 and 16	23	10	47 and 48
8	47	17 and 18	24	4	49 and 50
9	50	19 and 20	25	1	51 and 52
10	44	21 and 22	26	7	53 and 54
11	48	23 and 24	27	3	55 and 56
12	49	25 and 26	28	2	57 and 58
13	43	27 and 28	29	8	59 and 60
14	46	29 and 30	30	5	61 and 62
15	45	31 and 32	31	6	63 and 64

Notes:

1. Pins 17, 19, 21, 22, 23, 25, 26, 28, 30, 31, 32, and 34 on the control connector are etch connected to the - terminal.
2. +VCC and the return are connected to terminals marked + and -.
3. At each module position on the field terminal strip, the lower number is always connected to pin 1 of the I/O module.
4. The +VCC connection requires +5 VDC.

Products

Opto 22 produces a broad array of reliable, flexible hardware and software products for industrial automation, remote monitoring, enterprise data acquisition, and machine-to-machine (M2M) applications.

SNAP Ethernet Systems

Based on the Internet Protocol (IP), SNAP Ethernet systems offer flexibility in their network connectivity and in the software applications they work with. The physical network may be a wired Ethernet network, a cellular wireless network, or a modem. A wide variety of software applications can exchange data with SNAP Ethernet systems, including:

- Opto 22's own ioProject™ suite of control and HMI software
- Manufacturing resource planning (MRP), enterprise management, and other enterprise systems
- Human-machine interfaces (HMIs)
- Databases
- Email systems
- OPC client software
- Custom applications
- Modbus/TCP software and hardware.




SNAP Ethernet system hardware consists of controllers and I/O units. Controllers provide central control and data distribution. I/O units provide local connection to sensors and equipment.

SNAP OEM Systems

Opto 22 SNAP OEM I/O systems are highly configurable, programmable processors intended for OEMs, IT professionals, and others who need to use custom software with Opto 22 SNAP I/O modules.

Linux® applications running on these systems can read and write to analog, simple digital, and serial I/O points on SNAP I/O modules using easily implemented file-based operations. Applications can be developed using several common development tools and environments, including C or C++, Java, and shell scripts.



M2M Systems

Machine-to-machine (M2M) systems connect your business computer systems to the machines, devices, and environments you want to monitor, control, or collect data from. M2M systems often use wireless cellular communications to link remote facilities to central systems over the Internet, or to provide monitoring and control capability via a cellular phone.

Opto 22's Nvio™ systems include everything you need for M2M—interface and communications hardware, data service plan, and Web portal—in one easy-to-use package. Visit nvio.opto22.com for more information.

Opto 22 Software

Opto 22's ioProject and FactoryFloor® software suites provide full-featured and cost-effective control, HMI, and OPC software to power your Opto 22 hardware. These software applications help you develop control automation solutions, build easy-to-use operator interfaces, and expand your manufacturing systems' connectivity.



Quality

In delivering hardware and software solutions for worldwide device management and control, Opto 22 retains the highest commitment to quality. We do no statistical testing; each product is made in the U.S.A. and is tested twice before leaving our 160,000 square-foot manufacturing facility in Temecula, California. That's why we can guarantee solid-state relays and optically-isolated I/O modules *for life*.

Product Support

Opto 22's Product Support Group offers comprehensive technical support for Opto 22 products. The staff of support engineers represents years of training and experience, and can assist with a variety of project implementation questions. Product support is available in English and Spanish from Monday through Friday, 7 a.m. to 5 p.m. PST.

Opto 22 Web Sites

- www.opto22.com
- nvio.opto22.com
- www.internetio.com (live Internet I/O demo)

Other Resources

- OptoInfo CDs
- Custom integration and development
- Hands-on customer training classes.



About Opto 22

Opto 22 manufactures and develops hardware and software products for industrial automation, remote monitoring, enterprise data acquisition, and machine-to-machine (M2M) applications. Using standard, commercially available Internet, networking, and computer technologies, Opto 22's input/output and control systems allow customers to monitor, control, and acquire data from all of the mechanical, electrical, and electronic assets that are key to their business operations. Opto 22's products and services support automation end users, OEMs, and information technology and operations personnel.

Founded in 1974 and with over 85 million Opto 22-connected devices deployed worldwide, the company has an established reputation for quality and reliability.