

**M3, M5, 1/8" – 1 1/2" BSP**

- Suitable for use in most general industrial applications
- Bright nickel plated brass
- Compact design
- Reliable and corrosion resistant
- Washers included where necessary

**Technical Data****Medium:**

Compressed air or any fluids compatible with the materials listed below

**Operating Pressure and Temperature:**

Generally limited by tubing specification except where plastic sealing washers are used (Banjo bolts M3 & M5 units). In these cases temperature limited to +70°C, pressure limited to 18 bar. Suitable for vacuum applications.

Flow regulating banjos are limited to 1-10 bar operating range

**Materials**

Bar parts brass to BS 2874: 1986 (CZ121), bright nickel plated.  
Stamped parts brass to BS 2872: 1969 (CZ122), bright nickel plated.

Copper sealing washers (nylon for M3 & M5 units and banjo assemblies).














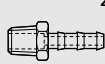
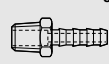


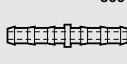
**Ordering Information**

To order, quote appropriate product number from the tables on the following pages.






M3, M5, 1/8", 1/4", 3/8", 1/2", 3/4", 1", 1 1/4", 1 1/2" BSP threads



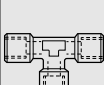
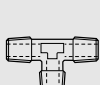
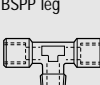

**Straight Adaptors and Connectors**

<p><b>BULKHEAD CONNECTOR</b></p> <p>16029</p>  <p>Page 9.8.001.03</p>	<p><b>SLEEVE ADAPTOR</b> female BSPP</p> <p>16022</p>  <p>Page 9.8.001.03</p>	<p><b>NIPPLE ADAPTOR</b> male BSPP</p> <p>16020</p>  <p>Page 9.8.001.03</p>	<p><b>NIPPLE ADAPTOR</b> male BSPT</p> <p>15020</p>  <p>Page 9.8.001.03</p>	<p><b>BSP CONNECTOR</b> reducer male x female</p> <p>16023</p>  <p>Page 9.8.001.03</p>	<p><b>BSP CONNECTOR</b> expander male x female</p> <p>16023</p>  <p>Page 9.8.001.03</p>	<p><b>ADAPTOR</b> female NPTF to male BSPT</p> <p>15423</p>  <p>Page 9.8.001.04</p>
<p><b>GAUGE ADAPTOR</b> female BSPP to male NPTF</p> <p>17223</p>  <p>Page 9.8.001.04</p>	<p><b>HEXAGON NIPPLE</b> male NPTF to male BSPT</p> <p>15420</p>  <p>Page 9.8.001.04</p>	<p><b>BSP CONNECTOR</b> reducer - male BSPT x female BSPP</p> <p>15023</p>  <p>Page 9.8.001.04</p>	<p><b>BSP CONNECTOR</b> expander - male BSPT x female BSPP</p> <p>15023</p>  <p>Page 9.8.001.04</p>	<p><b>PLUG</b> male BSPP</p> <p>16005</p>  <p>Page 9.8.001.05</p>	<p><b>PLUG</b> male BSPT</p> <p>15005</p>  <p>Page 9.8.001.05</p>	<p><b>HOSE ADAPTOR</b> metric I/D hose bore x male BSPT</p> <p>29117</p>  <p>Page 9.8.001.06</p>
<p><b>HOSE ADAPTOR</b> imperial I/D hose bore x male BSPT</p> <p>30117</p>  <p>Page 9.8.001.06</p>	<p><b>HOSE ADAPTOR</b> metric I/D hose bore x male BSPP</p> <p>29217</p>  <p>Page 9.8.001.06</p>	<p><b>SWIVEL HOSE ADAPTOR</b> imperial I/D x female BSPP</p> <p>30218</p>  <p>Page 9.8.001.06</p>	<p><b>HOSE CONNECTOR</b> imperial</p> <p>30014</p>  <p>Page 9.8.001.07</p>			





**Elbow Connectors and Adaptors**


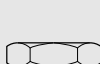




<p><b>ELBOW</b> 2 x female BSPP</p> <p>16042</p>  <p>Page 9.8.001.04</p>	<p><b>ELBOW</b> male BSPT x female BSPP</p> <p>15043</p>  <p>Page 9.8.001.04</p>	<p><b>ELBOW</b> 2 x male BSPT</p> <p>15040</p>  <p>Page 9.8.001.05</p>	<p><b>ELBOW BANJO ASSEMBLY</b> non regulating bolt</p> <p>16A51</p>  <p>Page 9.8.001.07</p>	<p><b>ELBOW BANJO ASSEMBLY</b> regulating out</p> <p>16K51</p>  <p>Page 9.8.001.07</p>		
--	--	--	---	--	--	--

**Tee Connectors and Adaptors**

<p><b>TEE</b> 3 x female BSPP</p> <p>16062</p>  <p>Page 9.8.001.05</p>	<p><b>TEE</b> 3 x male BSPT</p> <p>15060</p>  <p>Page 9.8.001.05</p>	<p><b>TEE</b> 2 x female BSPT x male BSPP leg</p> <p>15069</p>  <p>Page 9.8.001.05</p>	<p><b>CROSS</b> 4 x female BSPP</p> <p>16092</p>  <p>Page 9.8.001.05</p>			
---	---	---	---	--	--	--

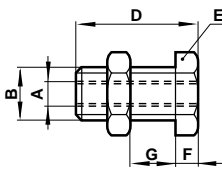
**Banjo Bodies and Bolts**

<p><b>ELBOW BANJO BODY</b></p> <p>16051</p>  <p>Page 9.8.001.07</p>	<p><b>BANJO BOLT</b> non regulating single stacking</p> <p>20A00</p>  <p>Page 9.8.001.07</p>	<p><b>BANJO BOLT</b> non regulating double stacking</p> <p>20B00</p>  <p>Page 9.8.001.07</p>	<p><b>BANJO BOLT</b> regulating single stacking BSP parallel</p> <p>20K00</p>  <p>Page 9.8.001.07</p>			
--	---	---	--	--	--	--

<p><b>MANIFOLD</b> single sided</p> <p>34050</p>  <p>Page 9.8.001.08</p>	<p><b>LOCKNUT</b> metric</p> <p>36054</p>  <p>Page 9.8.001.08</p>	<p><b>LOCKNUT</b> inch</p> <p>34022</p>  <p>Page 9.8.001.08</p>	<p><b>FLAT UNION</b></p> <p>15033</p>  <p>Page 9.8.001.08</p>	<p><b>TAPER PLUG</b> with internal hexagon</p> <p>25013</p>  <p>Page 9.8.001.08</p>	<p><b>4 WAY BLOCK CONNECTOR</b></p>  <p>Page 9.8.001.08</p>	
---	--	--	--	--	--	--



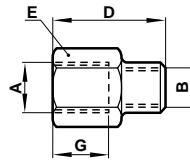
**Bulkhead Connector**



Product number	A BSPP female thread	B metric male thread	D	E A/F	F	G max.
160290005	M5x0,8	M10x1,0	14,0	14	3,5	7,0
160290018	1/8"	M16x1,5	18,0	22	4,0	10,0
160290028	1/4"	M20x1,5	25,0	27	4,0	16,0
160290038	3/8"	M26x1,5	26,0	32	5,0	15,0
160290048	1/2"	M28x1,5	33,0	36	6,0	21,0
160290068	3/4"	M33x1,5	36,5	41	6,0	22,5
160290088	1"	M42x1,5	41,5	46	8,0	24,5
1602900A8	1 1/4"	M48x1,5	50,0	55	8,0	29,5

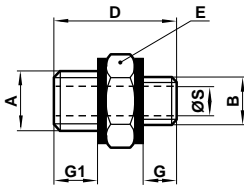
Supplied complete with locknut

**Sleeve - Female BSPP**



Product number	A BSPP female thread	B BSPP female thread	D	E A/F	G
160220505	M5x0,8	M5x0,8	11,0	8	-
160221805	1/8"	M5x0,8	13,0	14	7,4
160221818	1/8"	1/8"	15,0	14	-
160222818	1/4"	1/8"	19,0	17	9,5
160222828	1/4"	1/4"	22,0	17	-
160223818	3/8"	1/8"	20,0	22	10,5
160223828	3/8"	1/4"	23,0	22	10,5
160223838	3/8"	3/8"	24,0	22	-
160224818	1/2"	1/8"	24,0	24	13,0
160224828	1/2"	1/4"	25,0	24	13,0
160224838	1/2"	3/8"	27,5	24	13,0
160224848	1/2"	1/2"	30,0	26	-
160226848	3/4"	1/2"	30,0	30	14,5
160226868	3/4"	3/4"	32,0	32	-
160228868	1"	3/4"	41,0	40	17
160228888	1"	1"	45,5	41	-

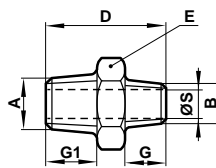
**Nipple – Male BSPP**



Product number	A BSPP male thread	B BSPP male thread	D	E A/F	G1	G	∅S
160200505	M5x0,8	M5x0,8	11,5	8	4,0	4,0	2,0
160201805	1/8"	M5x0,8	14,5	14	6,0	4,0	2,0
160201818	1/8"	1/8"	16,5	14	6,0	6,0	5,5
160202818	1/4"	1/8"	19,0	17	8,0	6,0	5,5
160202828	1/4"	1/4"	21,0	17	8,0	8,0	8,0
160203828	3/8"	1/4"	22,0	19	9,0	8,0	8,0
160203838	3/8"	3/8"	23,0	19	9,0	9,0	11,0
160204828	1/2"	1/4"	23,5	24	10,0	8,0	8,0
160204838	1/2"	3/8"	24,5	24	10,0	9,0	11,0
160204848	1/2"	1/2"	25,5	24	10,0	10,0	15,0
160206848	3/4"	1/2"	27,5	30	12,0	10,0	15,0
160206868	3/4"	3/4"	53,0	32	14,7	14,7	18,0
160208848	1"	1/2"	56,7	41	17,5	13,4	14,0
160208868	1"	3/4"	58,0	41	17,5	14,7	18,0
160208888	1"	1"	60,8	41	17,5	17,5	25,0

Supplied with sealing washers

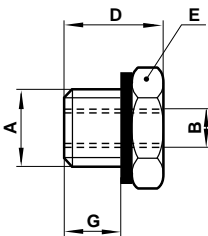
**Nipple – Male BSPT**



Product number	A BSPT male thread	B BSPT male thread	D	E A/F	G1	G	∅S min.
150201818	1/8"	1/8"	19,5	12	7,5	7,5	5,5
150202818	1/4"	1/8"	23,5	14	11,0	7,5	5,5
150202828	1/4"	1/4"	27,6	14	11,0	11,0	6,35
150203818	3/8"	1/8"	24,0	17	11,5	7,5	5,5
150203828	3/8"	1/4"	27,5	17	11,5	11,0	8,0
150203838	3/8"	3/8"	28,0	17	11,5	11,5	11,0
150204818	1/2"	1/8"	27,0	22	14,0	7,5	5,5
150204828	1/2"	1/4"	30,5	22	14,0	11,0	8,0
150204838	1/2"	3/8"	31,0	22	14,0	11,5	11,0
150204848	1/2"	1/2"	33,5	22	14,0	14,0	15,0
150206828	3/4"	1/4"	37,2	27	19,0	11,1	6,35
150206838	3/4"	3/8"	38,8	27	19,0	12,7	9,0
150206848	3/4"	1/2"	37,5	27	16,0	14,0	15,0
150206868	3/4"	3/4"	40,0	27	16,5	16,5	19,0
150208838	1"	3/8"	42,8	36	22,1	12,7	9,0
150208848	1"	1/2"	46,0	36	22,1	15,9	12,7
150208868	1"	3/4"	43,0	34	19,0	16,5	19,0
150208888	1"	1"	45,5	34	19,0	19,0	23,0

**BSP – Connector**

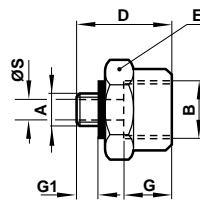
**Reducer – Male BSPP x Female BSPP**



Product number	A BSPP male thread	B BSPP female thread	D	E A/F	G max.
160231805	1/8"	M5x0,8	10,5	14	6,0
160232805	1/4"	M5x0,8	13,3	17	7,3
160232818	1/4"	1/8"	13,0	17	8,0
160233818	3/8"	1/8"	14,0	19	9,0
160233828	3/8"	1/4"	14,0	19	9,0
160234818	1/2"	1/8"	15,5	24	10,0
160234828	1/2"	1/4"	15,5	24	10,0
160234838	1/2"	3/8"	15,5	24	10,0
160236828	3/4"	1/4"	23,0	32	14,2
160236838	3/4"	3/8"	17,5	30	12,0
160236848	3/4"	1/2"	17,5	30	12,0

Supplied with sealing washers

**Expander– Male BSPP x Female BSPP**

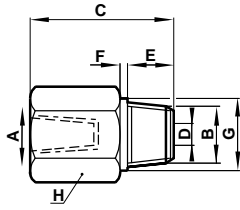


Product number	A BSPP male thread	B BSPP female thread	D	E A/F	G1	∅S min.	G
160230518	M5x0,8	1/8"	14,5	14	4,0	2,0	7,4
160231828	1/8"	1/4"	19,5	17	6,0	5,5	9,5
160231838	1/8"	3/8"	21,0	22	6,0	5,5	10,5
160232838	1/4"	3/8"	22,5	22	8,0	8,0	10,5
160232848	1/4"	1/2"	26,0	26	8,0	8,0	13,0
160232868	1/4"	3/4"	32,8	32	7,3	6,5	16,3
160233848	3/8"	1/2"	27,0	26	9,0	11	13,0
160233868	3/8"	3/4"	34,2	32	8,7	9,5	16,3
160234868	1/2"	3/4"	37,8	32	11,75	13,6	16,3

Supplied with sealing washers

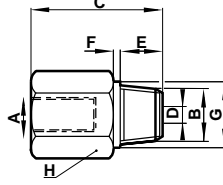


Adaptor- Female NPTF to Male BSPT



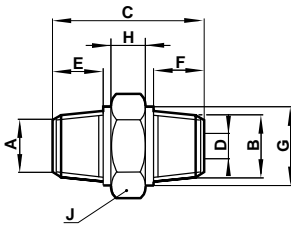
Product number	A NPTF thread	B BSPT thread	C	∅D	E	F	∅G	H	A/F
154231818	1/8"	1/8"	27,5	4,75	9,50	2,0	10,7	15,0	
154232828	1/4"	1/4"	36,0	7,60	11,10	2,0	13,7	19,0	
154233838	3/8"	3/8"	38,0	9,60	12,70	2,0	16,7	22,0	
154234848	1/2"	1/2"	47,0	12,70	15,90	2,0	21,7	27,0	
154236868	3/4"	3/4"	50,0	17,45	19,05	2,0	26,7	36,0	

Gauge Adaptor  
Female BSPP to Male NPTF



Product number	A BSPP thread	B NPTF thread	C	∅D	E	F	∅G	H	A/F
172232828	1/4"	1/4"	33,5	7,60	14,3	2,0	17,7	19,0	
172233838	3/8"	3/8"	33,5	9,60	14,3	2,0	16,7	24,0	
172234848	1/2"	1/2"	44,0	12,70	19,0	2,0	21,7	27,0	

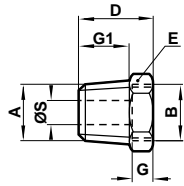
Hexagon Nipple - Male NPTF to Male BSPT



Product number	A NPTF thread	B BSPT thread	C	∅D	E	F	∅G	H	J
154201818	1/8"	1/8"	27,0	4,75	9,5	9,50	10,7	2,0	11,0
154202828	1/4"	1/4"	3,50	7,60	14,3	11,10	13,7	2,0	14,0
154203838	3/8"	3/8"	37,0	9,60	14,3	12,70	16,7	2,0	17,0
154204848	1/2"	1/2"	46,5	12,70	19,0	15,90	21,7	2,0	22,0
154206868	3/4"	3/4"	47,5	17,45	19,0	19,05	26,7	2,0	27,0

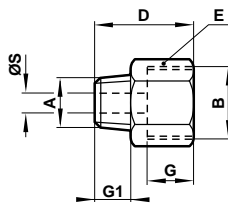
Adaptor Fittings - Allow connection between components and system using BSP or NPT threads

BSP Connector  
Reducer – Male BSPT x Female BSPP



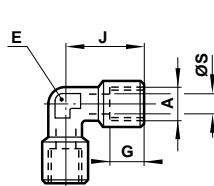
Product number	A BSPT male thread	B BSPP female thread	D	E A/F	G1 min.	∅S min.	G
150231818	1/8"	1/8"	20,0	14	7,5	5,5	7,4
150232818	1/4"	1/8"	16,0	14	11,0	5,5	7,4
150232828	1/4"	1/4"	26,0	17	11,0	8,0	9,5
150233818	3/8"	1/8"	16,5	17	11,5	5,5	7,4
150233828	3/8"	1/4"	16,5	17	11,5	8,0	9,5
150233838	3/8"	3/8"	27,5	22	11,5	11,0	10,5
150234818	1/2"	1/8"	19,5	22	14,0	5,5	7,4
150234828	1/2"	1/4"	19,5	22	14,0	8,0	9,5
150234838	1/2"	3/8"	19,5	22	14,0	11,0	10,5
150234848	1/2"	1/2"	33,0	26	14,0	15,0	13,0
150236828	3/4"	1/4"	29,5	27	19,05	11,5	11,0
150236838	3/4"	3/8"	23,5	27	16,5	11,0	10,5
150236848	3/4"	1/2"	23,5	27	16,5	15,0	13,0
150238838	1"	3/8"	34,5	35	22,1	15,0	11,4
150238848	1"	1/2"	26,5	34	19,0	15,0	13,0
150238868	1"	3/4"	26,5	34	19,0	19,0	16,5

Expander – Male BSPT x Female BSPP



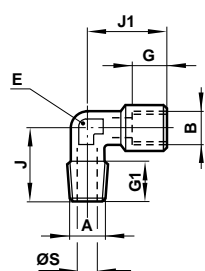
Product number	A BSPT male thread	B BSPP female thread	D	E A/F	G1 min.	∅S min.	G
150231828	1/8"	1/4"	22,0	17	7,5	5	9,5
150231838	1/8"	3/8"	22,5	22	7,5	5	10,5
150231848	1/8"	1/2"	31,0	27	8,6	5	15,0
150232838	1/4"	3/8"	27,0	22	11,0	8	10,5
150232848	1/4"	1/2"	30,0	26	11,0	8	13,0
150232868	1/4"	3/4"	37,3	32	11,1	7	16,3
150233848	3/8"	1/2"	30,5	26	11,5	11	13,0
150233868	3/8"	3/4"	38,3	32	12,7	11	16,3
150234868	1/2"	3/4"	35,0	32	14,0	15	14,5
150236888	3/4"	1"	47,5	41	19,05	18	19,0

Elbow – 2 x Female BSPP



Product number	A BSPP female thread	E A/F	G min.	J	∅S
160420018	1/8"	12	7,0	21	5,5
160420028	1/4"	13	9,5	25,5	8
160420038	3/8"	16	11,5	28	11
160420048	1/2"	20	15,0	32	15
160420068	3/4"	27	14,5	36,5	19

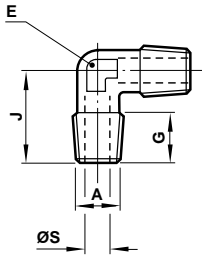
Elbow – Male BSPT x Female BSPP



Product number	A BSPT male thread	B BSPP female thread	E A/F	G1	G min.	J1	J	∅S
150430018	1/8"	1/8"	12	8	7,0	21	18,5	5,5
150430028	1/4"	1/4"	13	11	9,5	25,5	24	8
150430038	3/8"	3/8"	16	11,5	11,5	28	27	11
150430048	1/2"	1/2"	20	14	13,0	32	29,5	15
150430068	3/4"	3/4"	27	14,5	14,5	36,5	32	19

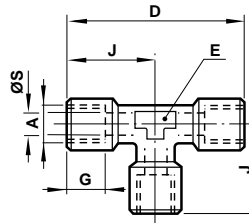


**Elbow – 2 x Male BSPT**



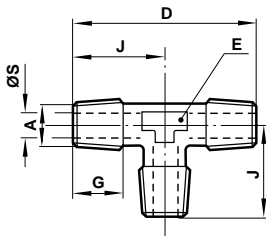
Product number	A BSPT male thread	E A/F	G	J	ØS
150400018	1/8"	12	7,5	18,5	6
150400028	1/4"	13	11	24	8
150400038	3/8"	16	12	27	11
150400048	1/2"	20	14	29,5	15

**Tee – 3 x Female BSPP**



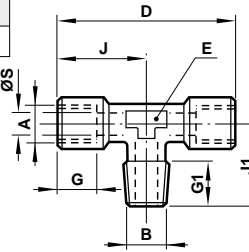
Product number	A BSPP female thread	D	E A/F	G min.	J	ØS
160620018	1/8"	39	12	7,4	19,5	6
160620028	1/4"	49	13	9,5	24,5	8
160620038	3/8"	54	16	10,5	27	11
160620048	1/2"	64	20	13,0	29	15
160620068	3/4"	73	27	14,5	36,5	19

**Tee – 3 x Male BSPT**



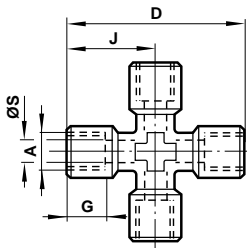
Product number	A BSPT male thread	D	E A/F	G	J	ØS
150600028	1/4"	46	13	11	23	8

**Tee – 2 x Female BSPP x Male BSPT Leg**



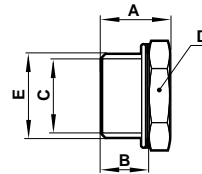
Product number	A BSPP female thread	B BSPT male thread	D	E A/F	G1	G min.	J1	J	ØS
150690018	1/8"	1/8"	39	12	8	8,5	17,5	19,5	6
150690028	1/4"	1/4"	49	13	11	11	23	24,5	8
150690038	3/8"	3/8"	54	16	11,5	12	25,5	27	11
150690048	1/2"	1/2"	64	20	14	15	29	32	15
150690068	3/4"	3/4"	73	27	14,5	16,5	32	36,5	19

**Cross – 4 x Female BSPP**



Product number	A BSPP female thread	D	G	J	ØS
160920018	1/8"	39	8,5	19,5	6
160920028	1/4"	50	11	25	8
160920038	3/8"	56	12	28	11
160920048	1/2"	64	15	32	15

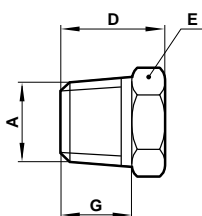
**Plug – Male BSPP**



Product number	A	B	C BSPP male thread	D A/F	E Ø
160050005	8,0	4,5	M5	8	-
160050018	10,0	6,5	1/8"	14	13,4
160050028	13,0	9	1/4"	17	17,6
160050038	13,5	9,5	3/8"	19	20,9
160050048	14,5	10	1/2"	24	26,4
160050068	16	11	3/4"	30	32,4
160050088	17	12	1"	40	38,9

Supplied with sealing washer

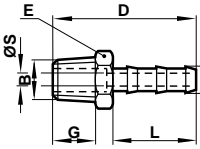
**Plug – Male BSPT**



Product number	A BSPT male thread	D	E A/F	G
150050018	1/8"	14,5	10	9,5
150050028	1/4"	16,5	14	11,1
150050038	3/8"	19	17	12,7
150050048	1/2"	22,5	22	15,9
150050068	3/4"	27	27	19,05
150050088	1"	30	36	22,1

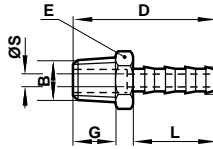


**Hose Adaptor  
Metric I/D Hose Bore x Male BSPT**



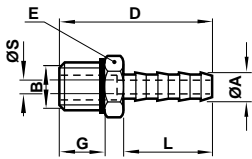
Product number	A hose bore	B BSPT male thread	D	E A/F	G	L	ØS min.
291170418	4	1/8"	32,0	12	7,5	19,5	3,2
291170618	6	1/8"	32,0	12	7,5	19,5	3,2
291170628	6	1/4"	35,5	14	11,0	19,5	3,2
291170638	6	3/8"	42,5	17	14,3	22,5	5,0
291170718	7	1/8"	32,0	12	7,5	19,5	5,0
291170728	7	1/4"	35,5	14	11,0	19,5	6,0
291170738	7	3/8"	36,0	17	11,5	19,5	6,0
291170828	8	1/4"	35,5	14	11,0	19,5	7,5
291170838	8	3/8"	36,0	17	11,5	19,5	7,5
291170918	9	1/8"	36,0	13	8,3	22,5	5,0
291170928	9	1/4"	41,0	14	12,3	22,5	7,6
291170938	9	3/8"	42,5	17	14,25	22,5	7,6
291170948	9	1/2"	45,5	22	16,8	22,5	7,6
291171018	10	1/8"	36,0	13	8,3	22,5	8,8
291171028	10	1/4"	35,5	14	11,0	19,5	7,5
291171038	10	3/8"	36,0	17	11,5	19,5	7,5
291171238	12	3/8"	36,0	17	11,5	19,5	9,5
291171328	13	1/4"	48,5	16	12,3	29,5	7,0
291171338	13	3/8"	49,5	17	14,25	29,5	11,0
291171348	13	1/2"	52,5	22	16,8	29,5	11,0
291171368	13	3/4"	55,0	27	18,5	29,5	11,0
291171638	16	3/8"	36,0	19	11,5	19,5	11
291171648	16	1/2"	39,0	22	14,0	19,5	12,5
291171668	16	3/4"	43,5	27	16,5	19,5	14,5
291171938	19	3/8"	58,5	22	14,25	38,0	11,0
291171948	19	1/2"	61,0	22	16,8	38,0	14,0
291171968	19	3/4"	63,5	27	18,5	38,0	17,5
291172568	25	3/4"	63,5	27	18,5	38,0	18,0
291172588	25	1"	67,5	35	21,4	38,0	22,0
291173288	32	1"	72,5	35	21,4	43,0	24,0

**Hose Adaptor  
Imperial I/D Hose Bore x Male BSPT**



Product number	A hose bore	B BSPT male thread	D	E A/F	G	L	ØS min.
301170318	3/16"	1/8"	36	10	8,3	22,5	4,2
301170328	3/16"	1/4"	41	14	12,3	22,5	4,2
301170418	1/4"	1/8"	36	10	8,3	22,5	5,35
301170428	1/4"	1/4"	41	14	12,3	22,5	5,35
301170438	1/4"	3/8"	42,5	17	14,25	22,5	5,35
301170448	1/4"	1/2"	45,5	22	16,8	22,5	5,35
301170518	5/16"	1/8"	36	12	8,3	22,5	5
301170528	5/16"	1/4"	41	14	12,3	22,5	7
301170618	3/8"	1/8"	36	12	8,3	22,5	5
301170628	3/8"	1/4"	41	14	12,3	22,5	7
301170638	3/8"	3/8"	42,5	17	14,25	22,5	8,33
301170648	3/8"	1/2"	45,5	22	16,8	22,5	8,33
301170728	1/2"	1/4"	48,5	17	12,3	29,5	7
301170738	1/2"	3/8"	49,5	17	14,25	29,5	10,7
301170748	1/2"	1/2"	52,5	22	16,8	29,5	10,7
301170768	1/2"	3/4"	55,0	27	18,5	29,5	10,7
301170848	5/8"	1/2"	61,0	22	16,8	38,0	14,0
301170868	5/8"	3/4"	63,5	27	18,5	38,0	14,5
301170948	3/4"	1/2"	61,0	22	16,8	38,0	14,0
301170968	3/4"	3/4"	63,5	27	18,5	38,0	17,5
301170988	3/4"	1"	67,5	35	21,4	38,0	17,55
301171088	1"	1"	67,5	35	21,4	38,0	22,4
3011711A8	1 1/4"	1 1/4"	80,0	42	24,7	43,0	29,25
3011712B8	1 1/2"	1 1/2"	80,0	50	24,7	43,0	36,0

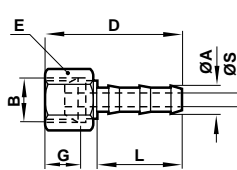
**Hose Adaptor –  
Metric I/D Hose Bore x Male BSPP**



Product number	A hose bore	B BSPP male thread	D	E A/F	G	L	ØS min.
292170203	2,5	M3	14,0	5	3,5	7,5	1,8
292170305	3	M5x0,8"	15,6	8	3,5	7,5	2,0
292170318	3	1/8"	21,0	14	7,4	7,5	2,0
292170418	4	1/8"	36,5	14	7,4	22,5	3,3
292170428	4	1/4"	40,5	19	10,0	22,5	3,3
292170518	5	1/8"	36,5	14	7,4	22,5	4,0
292170618	6	1/8"	36,5	14	7,4	22,5	5,0
292170628	6	1/4"	40,5	19	10,0	22,5	5,0
292170638	6	3/8"	43,0	22	11,4	22,5	5,0
292170918	9	1/8"	36,5	14	7,4	22,5	7,6
292170928	9	1/4"	40,5	19	10,0	22,5	7,6
292170938	9	3/8"	43,0	22	11,4	22,5	7,6
292170948	9	1/2"	47,0	27	15,0	22,5	7,6
292171328	13	1/4"	47,5	19	10,0	29,5	11,0
292171338	13	3/8"	49,5	22	11,4	29,5	11,0
292171348	13	1/2"	54,5	27	15,0	29,5	11,0
292171368	13	3/4"	59,5	32	16,3	29,5	11,0
292171968	19	3/4"	67,5	32	16,3	38,0	17,5

Supplied with sealing washer

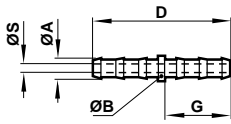
**Swivel Hose Adaptor –  
Imperial I/D x Female BSPP**



Product number	A hose bore	B BSPP female thread	D	E A/F	G	L	ØS min.
302180418	1/4"	1/8"	32,3	13	4,6	22,5	4,0
302180428	1/4"	1/4"	34,8	17	6,0	22,5	5,35
302180438	1/4"	3/8"	35,8	22	6,0	22,5	5,35
302180628	3/8"	1/4"	34,8	17	6,0	22,5	6,35
302180638	3/8"	3/8"	35,8	22	6,0	22,5	8,33
302180648	3/8"	1/2"	37,9	27	7,4	22,5	8,33
302180748	1/2"	1/2"	44,9	27	7,4	29,5	10,7
302180768	1/2"	3/4"	49,9	32	11,9	29,5	10,7
302180968	3/4"	3/4"	58,4	32	11,9	38,0	16,5



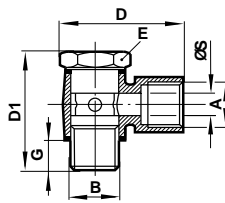
### Hose Connector – Imperial



Product number	A hose bore	B	D	G	ØS
300140303	3/16"	8	47	22,5	4,2
300140404	1/4"	9	47	22,5	5,35
300140505	5/16"	12	47	22,5	7,0
300140606	3/8"	13	47	22,5	8,33
300140707	1/2"	16	62	29,5	10,7
300140808	5/8"	19	79	38,0	14,0
300140909	3/4"	23	79	38,0	17,55
300141010	1"	28	79	38,0	22,4

Both ends identical.

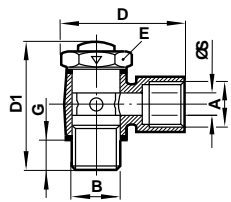
### Elbow Banjo Assembly Non Regulating Bolt



Product number	A thread BSP	B thread BSP	D	D1	E A/F	G	ØS
16A511818	1/8"	1/8"	29	29	14	5	6,0
16A512828	1/4"	1/4"	38	32	17	6	7,6
16A513838	3/8"	3/8"	44	45	22	9,5	9,6
16A514848	1/2"	1/2"	63	47	27	12	9,6

Female parallel BSP thread to male parallel BSP thread

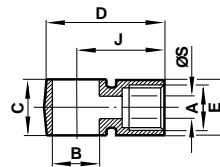
### Elbow Banjo Assembly Regulating Out



Product number	A thread BSP	B thread BSP	D	D1	E A/F	G	ØS
16K511818	1/8"	1/8"	29	34	14	5,0	6,0
16K512828	1/4"	1/4"	38	37	17	6,0	7,6
16K513838	3/8"	3/8"	44	52	22	9,5	9,6
16K514848	1/2"	1/2"	63	58	27	12,0	9,6

Arrow on bolt hexagon indicates free flow direction.  
Pressure range 1 - 10 bar.

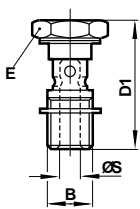
### Elbow Banjo Body



Product number	A thread BSP	B for BSP bolt	C	D	E Ø	J	ØS
160511818	1/8"	1/8"	14,0	28,0	13,0	21	6,0
160512828	1/4"	1/4"	16,0	37,0	16,0	28	7,6
160513838	3/8"	3/8"	20,5	42,0	20,5	31	9,6
160514848	1/2"	1/2"	22,0	61,0	24,7	47	9,6

Female parallel BSP thread

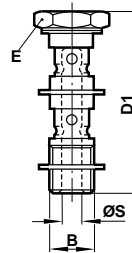
### Banjo Bolt – Non Regulating Single Stacking



Product number	B thread BSP	D1	E A/F	ØS
20A000018	1/8"	29	14	4,5
20A000028	1/4"	33	17	5,5
20A000038	3/8"	41	22	9,2
20A000048	1/2"	49	27	10,5

Male parallel BSP thread.  
All banjo bolts supplied complete with sealing washers.

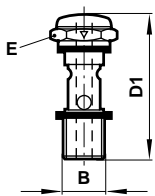
### Banjo Bolt – Non Regulating Double Stacking



Product number	B thread BSP	D1	E A/F	ØS
20B000018	1/8"	44	14	4,5
20B000028	1/4"	50	17	5,5
20B000038	3/8"	62,5	22	9,2
20B000048	1/2"	74	27	10,5

Male parallel BSP thread

### Banjo Bolt – Regulating Single stacking BSP parallel



#### Regulating Out



Product number	B thread	D1	E A/F
20K000018	1/8"	34,0	14
20K000028	1/4"	36,5	17
20K000038	3/8"	51,5	22
20K000048	1/2"	57,0	27

#### Regulating In



Product number	B thread	D1	E A/F
20L000018	1/8"	34,0	14
20L000028	1/4"	36,5	17
20L000038	3/8"	51,5	22
20L000048	1/2"	57,0	27

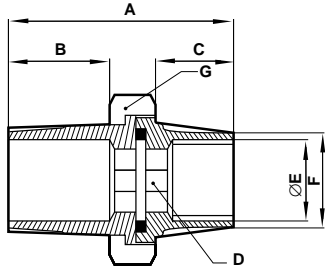
### Bi-Directional Flow

Product number	B thread	D1	E A/F
20M000018	1/8"	34,0	14
20M000028	1/4"	36,5	17
20M000038	3/8"	51,5	22
20M000048	1/2"	57,0	27

All banjo bolts supplied complete with sealing washers.  
Arrow on bolt hexagon indicates free flow direction.  
Pressure range 1 - 10 bar.

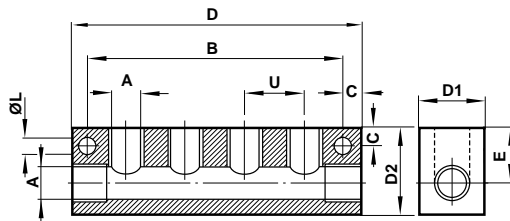


### Flat Union



Assembly part number	Nom size	A O/All Length	B Length	C Length	D A/F Hex Thro'	E Ø	F BSPT thread	G A/F Hex
150331818	1/8"	33,3	15,0	10,0	5	6,0	1/8"	15
150332828	1/4"	42,0	18,5	13,0	8	9,5	1/4"	24
150333838	3/8"	43,0	19,0	13,0	10	12,0	3/8"	27
150334848	1/2"	52,0	23,0	17,5	14	15,0	1/2"	30
150336868	3/4"	56,5	25,0	19,0	17	20,0	3/4"	38
150338888	1"	68,0	29,0	23,0	19	24,0	1"	46

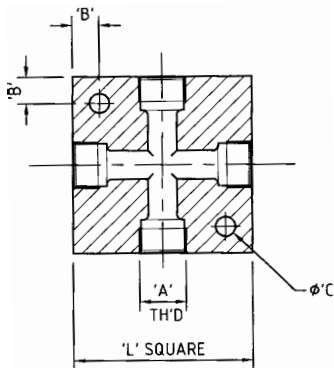
### Single Sided Manifold



Product number	No. of outlets	A thread BSP	B	C	D	D1	D2	E	L	U
34 0504 01	4	1/8"	71	5	81	16,0	25,0	15	5,5	17
34 0504 02	4	1/4"	99	5	109	23,0	31,0	20	5,5	23
34 0504 03	4	3/8"	115	6	127	25,4	34,9	23	6,5	27
34 0506 01	6	1/8"	105	5	115	16,0	25,0	15	5,5	17
34 0506 02	6	1/4"	145	5	155	23,0	31,0	20	5,5	23
34 0506 03	6	3/8"	169	6	181	25,4	34,9	23	6,5	27

Product is unplated brass

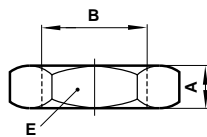
### 4 Way Block Cross Connector



Product number	A	B	C	L
160940018	1/8"	4,3	4,5	25,0
160940028	1/4"	6,5	5,5	40,0
160940038	3/8"	7,5	5,5	50,0
160940048	1/2"	7,5	5,5	50,0

Product is aluminium

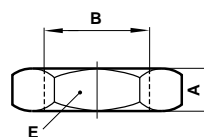
### Locknut - Metric



Product number	B thread BSP	A	E A/F
360546 01	1/8"	4,8	13
360546 02	1/4"	6,4	17
360546 03	3/8"	6,4	22
360546 04	1/2"	6,4	27
360546 06	3/4"	7,1	32
360546 07	7/8"	7,9	36
360546 08	1"	8,7	41
360546 09	1 1/4"	8,7	50
360546 10	1 1/2"	9,5	55

Product is unplated brass

### Locknut - Inch



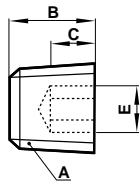
Product number	B thread BSP	A	E A/F
340223 01	1/8"	0,19	0,53
340223 02	1/4"	0,25	0,71
340223 03	3/8"	0,25	0,82
340223 04	1/2"	0,25	1,01
360546 06	3/4"	0,28	1,30
340223 07	7/8"	0,31	1,48
340223 08	1"	0,34	1,67

Product is unplated brass



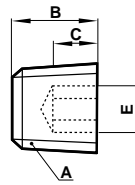


**Taper plug  
Brass - unplated**



Product number	A thread BSPT	B	C	E A/F
250130018	1/8"	8	6	5
250130028	1/4"	10	8	6
250130038	3/8"	11	8	8
250130048	1/2"	13	8	10
250130068	3/4"	17	11	14
250130088	1"	19	13	17

**Taper plug  
Steel - zinc plated**



Product number	A thread BSPT	B	C	E A/F
250130018FZ	1/8"	8	6	5
250130028FZ	1/4"	10	8	6
250130038FZ	3/8"	11	8	8
250130048FZ	1/2"	13	8	10
250130068FZ	3/4"	17	11	14
250130088FZ	1"	19	13	17

**Warning**

These products are intended for use in industrial compressed air systems only. Do not use these products where *pressures* and *temperatures* can exceed those listed under 'Technical Data'.

Before using these products with fluids other than those specified, for non-industrial applications, life-support systems, or other applications not within published specifications, consult Norgren.

Through misuse, age, or malfunction, components used in fluid power systems can fail in various modes. The system designer is warned to consider the failure modes of all component parts used in fluid power systems and to provide adequate safeguards to prevent personal injury or damage to equipment in the event of such failure.

**System designers must provide a warning to end users in the system instructional manual if protection against a failure mode cannot be adequately provided.**

System designers and end users are cautioned to review specific warnings found in instruction sheets packed and shipped with these products where applicable.