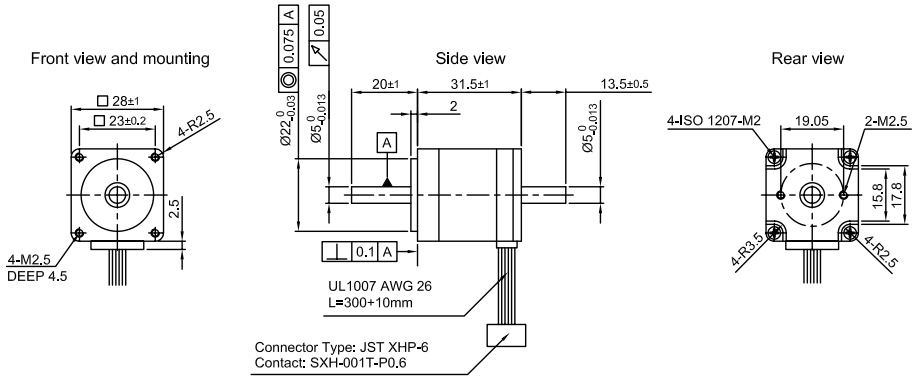

SPECIFICATION \ CONNECTION	UNIPOLAR OR BIPOLAR-1 WINDING	BIPOLAR SERIAL
VOLTAGE (VDC)	2.66	3.75
AMPS/PHASE	0.95	0.67
RESISTANCE/PHASE (Ohms)@25°C	2.8±15%	5.6±15%
INDUCTANCE/PHASE (mH) @1KHz	1.0±20%	4.0±20%
HOLDING TORQUE (Nm) [lb-in] 1	0.043 [0.381]	0.061 [0.538]
DETENT TORQUE (Nm) [lb-in]	2.5×10^{-3} [0.0222]	
STEP ANGLE (°)	1.8	
STEP ACCURACY (NON-ACCUM)	±5%	
ROTOR INERTIA (Kg-m²) [lb-in²]	9×10^{-7} [3.074×10^{-3}]	
WEIGHT (Kg) [lb]	0.11 [0.242]	

TEMPERATURE RISE: MAX.80°C (MOTOR STANDSTILL; FOR 2 PHASE ENERGIZED)

AMBIENT TEMPERATURE -10°~ 50°C [14°F ~ 122°F]

INSULATION RESISTANCE 100 MOhm (UNDER NORMAL TEMPERATURE AND HUMIDITY)

INSULATION CLASS B 130° [266°F]

DIELECTRIC STRENGTH 500VAC FOR 1 MIN. (BETWEEN THE MOTOR COILS AND THE MOTOR CASE)

AMBIENT HUMIDITY MAX. 85% (NO CONDENSATION)

PERMISSIBLE RADIAL+AXIAL FORCE

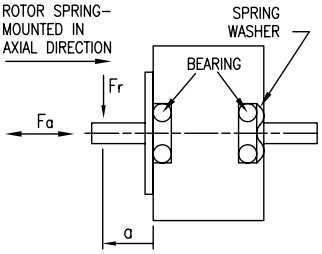

AXIAL-FORCE Fa (N)	Fa=7			
DISTANCE a (mm)	5	10	15	20
RADIAL-FORCE Fr (N)	58	36	26	20

	AXIAL	RADIAL
SHAFT PLAY (mm)	0.075	0.025
AT LOAD MAX: (N)	10	5.0

TYPE OF CONNECTION (EXTERN)			MOTOR		
UNIPOLAR	BIPOLAR 1WINDING	BIPOLAR SERIAL	CONNECTOR PIN NO.	LEADS	WINDING
A	A	A	1	BLK	A
COM	COM		5	YEL	COM
A\		A\	3	GRN	A\
B	B	B	2	RED	B
COM	COM		6	WHT	COM
B\		B\	4	BLU	B\

for >speed
for <speed

FULL STEP 2 PHASE-Ex.,
WHEN FACING MOUNTING END (X)

STEP	A	B	A\	B\		CCW
1	+	+	−	−	↓	↑
2	−	+	+	−		
3	−	−	+	+		
4	+	−	−	+	CW	

WIRING DIAGRAM

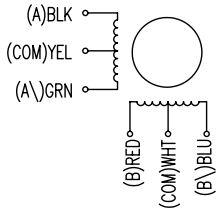

REV	DESCRIPTION	DATE	APVD
1	VALUES ADAPTED	14.12.07	J.W.

NANOTEC:

ST2818S1006-B

SCALE FREE		APVD	S.K.	06.06.06
X	±0.5	CHKD		
1PL	±0.2	DRN	J.W.	06.06.06
2PL	±0.1	SIGNATURE		DATE
ANGLE	±30'			

STEPPING MOTOR

DWG.NO

ST2818S1006-B

Downloaded from Elcodis.com electronic components distributor