320 5046

Plastic bodied compact limit switches

Tiny Ti2

Compact design
Protection class IP 65
Mounting measurements according to DIN EN 50047
With captive locking lid



Designation	Ti2-U1Z w	Ti2-SU1Z w	Ti2-A2Z w	Ti2-U1Z Riw	Ti2-SU1Z Riw	Ti2-A2Z Riw
Part no.	**608.8103.001**	**608.8153.002**	**608.8803.003**	**608.8117.007**	**608.8167.008**	**608.8817.009**
Switching diagram	11–12, 23–24	13–14, 21–22	11–12, 21–22	11–12, 23–24	13–14, 21–22	11–12, 21–22
⊖ positive break according to IEC 947-5-1 Chap. 3	⊖ Zb	⊖ Zb	⊖ Zb	⊖ Zb	⊖ Zb	⊖ Zb
Za: changeover contact is not galvanically isolated	●/–	–/●	●/–	●/–	–/●	●/–
Zb: changeover contact is galvanically isolated	w	w	w	iw	iw	iw
Slow-action contact/snap-action contact						
Gasket inside (iw)/outside (w)						

Contact travel mm (inch) Tol. ± 0.25 mm — Actuating force N Tol. ± 10%

Switching angle degree Tol. ± 3.5° — Actuating torque Ncm Tol. ± 10%

In Out

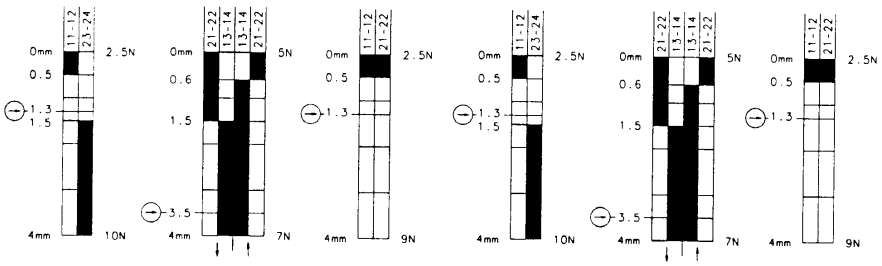

Voltage max.	250 V AC	250 V AC	250 V AC	250 V AC	250 V AC	250 V AC
Continuous current max.	10 A	10 A	10 A	10 A	10 A	10 A
Making current, acc. to IEC 947-5-1 AC 15/DC 13	●	●	●	●	●	●
Switching frequency max.	100/min.	100/min.	100/min.	100/min.	100/min.	100/min.
Mech. operational life – number of switching cycles	3 x 10^6	3 x 10^6	3 x 10^6	3 x 10^6	3 x 10^6	3 x 10^6
Ambient temperature min./max.	–30 °C/+80 °C	–30 °C/+80 °C	–30 °C/+80 °C	–30 °C/+80 °C	–30 °C/+80 °C	–30 °C/+80 °C
	–22 °F/+176 °F	–22 °F/+176 °F	–22 °F/+176 °F	–22 °F/+176 °F	–22 °F/+176 °F	–22 °F/+176 °F
Approvals	UL, CSA	UL, CSA	UL, CSA	UL, CSA	UL, CSA	UL, CSA
Weight	BG	BG	BG	BG	BG	BG
	0.04 kg	0.04 kg	0.04 kg	0.05 kg	0.05 kg	0.05 kg
Type of storage/time of delivery as agreed	●/–	●/–	●/–	●/–	●/–	●/–

Further switching functions

SA2 — E2 — SE2

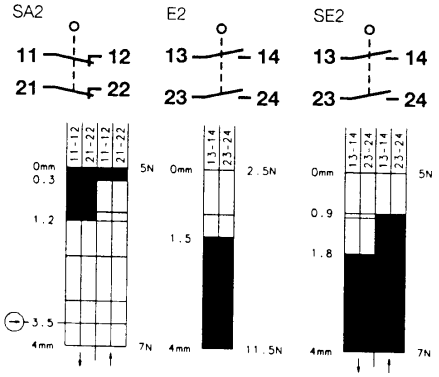

Dimensions
All dimensions in mm (inch)

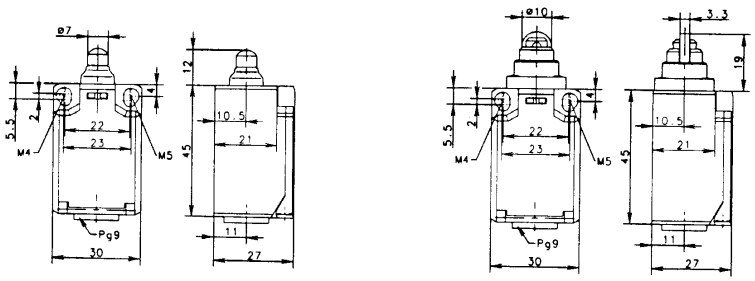

Downloaded from Elcodis.com electronic components distributor