MICRO SWITCH
FREEPORT ILLINOIS, U.S.A
A DIVISION OF HONEYWELL
FED. MFG. CODE 91929

MINIATURE PRECISION LIMIT SWITCH

924CE2-S3

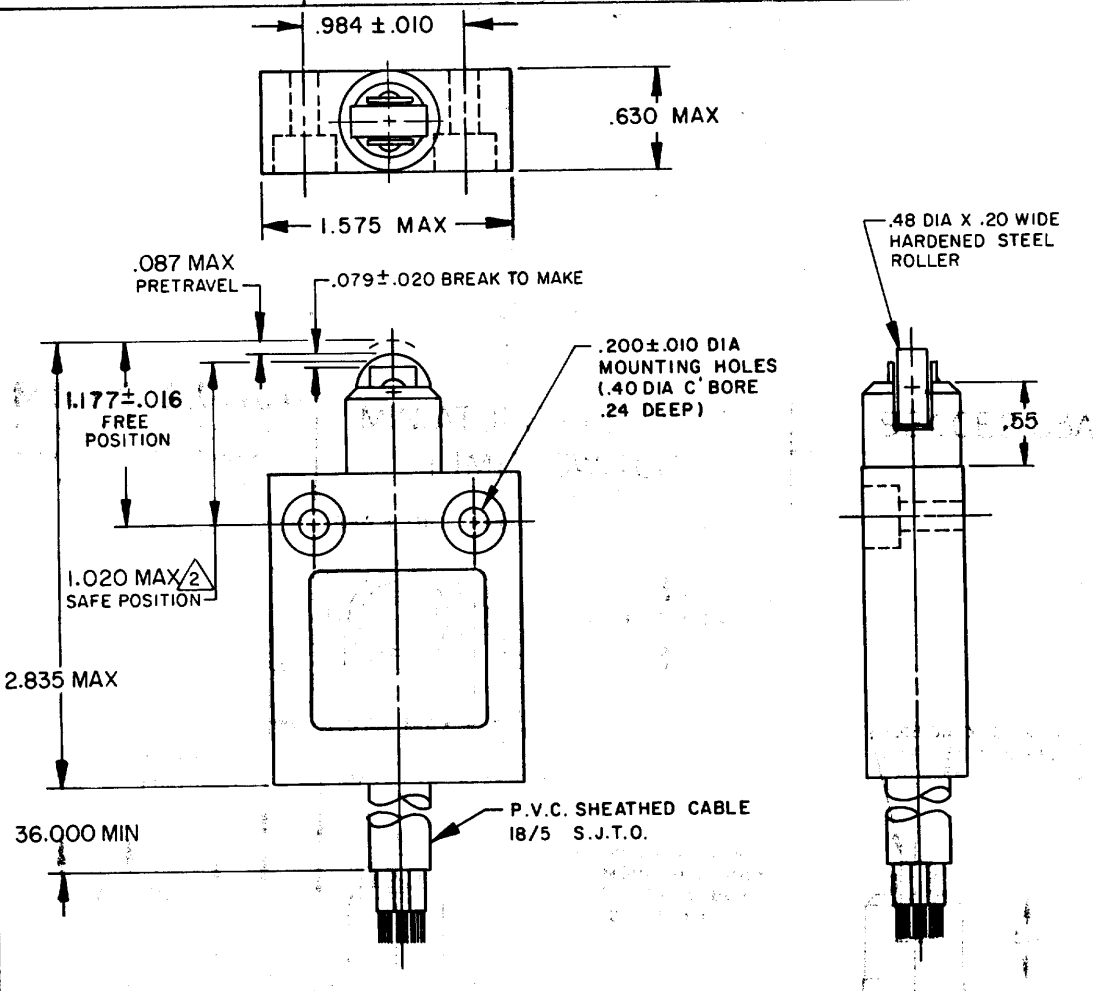

NOTES
1 - ZINC HOUSING FINISHED WITH GRAY PAINT
2 THE MINIMUM PLUNGER TRAVEL PAST BREAK, FOR A SAFE CONTACT GAP IS .060
3 - SWITCH PROVIDES BREAK BEFORE MAKE CIRCUITRY

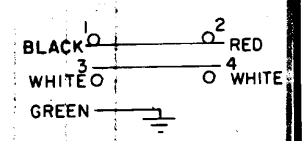

CIRCUIT DIAGRAM

THIS DRAWING COVERS A PROPRIETARY ITEM AND IS THE PROPERTY OF MICRO SWITCH. A DIVISION OF HONEYWELL. THIS DRAWING IS NOT TO BE COPIED OR USED WITHOUT THE APPROVAL OF MICRO SWITCH.

THIRD ANGLE PROJECTION

CHARACTERISTICS	ELECTRICAL DATA	SCALE FULL
OPERATING FORCE----- 5.1 LB MAX	CONTACT ARRANGEMENT S P D T D B	DO NOT SCALE PRINT
OVERTRAVEL---------- .039 MIN	10A - 250 VAC 1/3HP-125 OR 250 VAC	TOLERANCES APPLY TO DESIGN UNITS. CONVERSIONS ARE ONLY FOR REFERENCE. UNLESS NOTED, TOLERANCES ARE ±

	DIM. mm	TOL. mm/in	DIM. in	TOL. mm/in
NO PLACES	X	1/.04		
ONE PLACE	X.X	0.4/.016	X.X	0.8/.03
TWO PLACES	X.XX	0.15/.006	X.XX	0.38/.01
THREE PLACES			X.XXX	0.13/.00
ANGLES				

DESIGN UNITS SI METRIC ☐ US CUSTOMARY ■

WEIGHT

2 THE MINIMUM PLUNGER TRAVEL PAST BREAK, FOR A SAFE CONTACT GAP IS .060
3 - SWITCH PROVIDES BREAK BEFORE MAKE CIRCUITRY
4 - SIDE EXIT CABLE

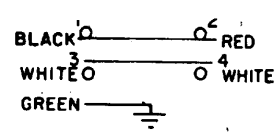

CIRCUIT DIAGRAM

THIS DRAWING COVERS A PROPRIETARY ITEM AND IS THE PROPERTY OF MICRO SWITCH. A DIVISION OF HONEYWELL. THIS DRAWING IS NOT TO BE COPIED OR USED WITHOUT THE APPROVAL OF MICRO SWITCH.

THIRD ANGLE PROJECTION

CHARACTERISTICS	ELECTRICAL DATA	SCALE FULL
OPERATING FORCE----- 5.1 LB MAX	CONTACT ARRANGEMENT S P D T D B	DO NOT SCALE PRINT
OVERTRAVEL---------- .039 MIN	10A - 250 VAC 1/3HP-125 OR 250 VAC	UNLESS OTHERWISE SPECIFIED TOLERANCES ARE

ONE PLACE	(.0)	±.030
TWO PLACE	(.00)	±.015
THREE PLACE	(.000)	±.005
ANGLES		±

924CE2-S3 M
REPLACES
RELEASE NO. PR-14729
DRAWING NUMBER
ISSUE X 2
CHECK
REVISIONS
A C069061 LdF 15 AUG 91
CHECK
CHECK
CHECK
DRAWN TSK 16 OCT 86
FO-52848-A
CHECK
DRAWN 31 AUG 89
52848-A

Downloaded from Elcodis.com electronic components distributor