





**xCommand T, P**

Contact sequence Front plate no.	Main conducting paths No. of poles	Auxiliary contacts	Max. motor rating	Rated uninterrupted current	Design	Protection type	Part no. Article no.	Price see price list	Std. pack
 FS 908			AC-23A 400/415 V 50-60 Hz						
	I N/O	I N/O	L N P /C	$I_u$ A					

**Main switches, maintenance switches**

With black rotary handle and locking collar, lockable in the 0 position

Without Emergency-Stop function

	3	0	0	15	32	Surface mounting	IP65	<b>P1-32/I2/SVB-SW</b> 207315	1 off
	3	0	0	15	32	Surface mounting	IP65	<b>P1-32/I2H/SVB-SW<sup>1)</sup></b> 227872	
	3	0	0	15	32	Flush mounting	Front IP65	<b>P1-32/EA/SVB-SW</b> 053111	
	3	0	0	15	32	Rear mounting	Front IP65	<b>P1-32/V/SVB-SW</b> 055484	
	3	0	0	37	63	Surface mounting	IP65	<b>P3-63/I4/SVB-SW</b> 207344	
	3	0	0	37	63	Flush mounting	Front IP65	<b>P3-63/EA/SVB-SW</b> 057857	
	3	0	0	37	63	Rear mounting	Front IP65	<b>P3-63/V/SVB-SW</b> 060230	
	3	0	0	50	100	Surface mounting	IP65	<b>P3-100/I5/SVB-SW</b> 207374	
	3	0	0	50	100	Flush mounting	Front IP65	<b>P3-100/EA/SVB-SW</b> 062603	
	3	0	0	50	100	Rear mounting	Front IP65	<b>P3-100/V/SVB-SW</b> 064976	
	3	0	0	45	125	Flush mounting	Front IP65	<b>P5-125/EA/SVB-SW</b> 280911	
	3	0	0	45	125	Rear mounting	Front IP65	<b>P5-125/V/SVB-SW</b> 280917	
	3	0	0	55	160	Flush mounting	Front IP65	<b>P5-160/EA/SVB-SW</b> 280925	
	3	0	0	55	160	Rear mounting	Front IP65	<b>P5-160/V/SVB-SW</b> 280931	
	3	0	0	90	250	Flush mounting	Front IP65	<b>P5-250/EA/SVB-SW</b> 280939	
	3	0	0	90	250	Rear mounting	Front IP65	<b>P5-250/V/SVB-SW</b> 280945	
	3	0	0	110	315	Flush mounting	Front IP65	<b>P5-315/EA/SVB-SW</b> 280953	
	3 + N	0	0	6.5	20	Surface mounting	IP65	<b>T0-2-8900/I1/SVB-SW</b> 207152	
	3 + N	0	0	6.5	20	Flush mounting	Front IP65	<b>T0-2-8900/EA/SVB-SW</b> 207401	
	3 + N	0	0	6.5	20	Rear mounting	Front IP65	<b>T0-2-8900/V/SVB-SW</b> 207406	
	3 + N	0	0	13	25	Surface mounting	IP65	<b>P1-25/I2/SVB-SW/N</b> 207296	
	3 + N	0	0	13	25	Surface mounting	IP65	<b>P1-25/I2H/SVB-SW/N<sup>1)</sup></b> 227863	
	3 + N	0	0	13	25	Flush mounting	Front IP65	<b>P1-25/EA/SVB-SW/N</b> 083960	
	3 + N	0	0	13	25	Rear mounting	Front IP65	<b>P1-25/V/SVB-SW/N</b> 088706	
	3 + N	0	0	15	32	Surface mounting	IP65	<b>P1-32/I2/SVB-SW/N</b> 207317	
	3 + N	0	0	15	32	Surface mounting	IP65	<b>P1-32/I2H/SVB-SW/N<sup>1)</sup></b> 227874	
	3 + N	0	0	15	32	Flush mounting	Front IP65	<b>P1-32/EA/SVB-SW/N</b> 093452	
	3 + N	0	0	15	32	Rear mounting	Front IP65	<b>P1-32/V/SVB-SW/N</b> 098198	
	3 + N	0	0	37	63	Surface mounting	IP65	<b>P3-63/I4/SVB-SW/N</b> 207346	
	3 + N	0	0	37	63	Flush mounting	Front IP65	<b>P3-63/EA/SVB-SW/N</b> 012771	
	3 + N	0	0	37	63	Rear mounting	Front IP65	<b>P3-63/V/SVB-SW/N</b> 017517	

Notes <sup>1)</sup> Enclosures with hard metric knock-outs

