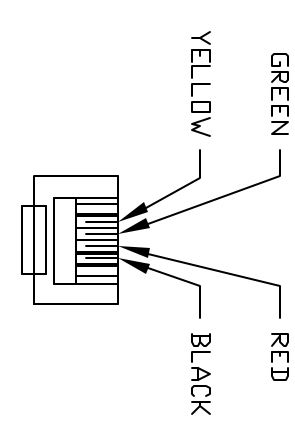
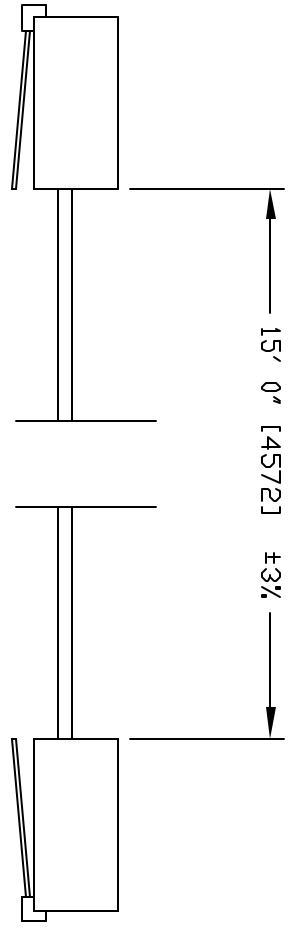



© COPYRIGHT 1997 BY SPC TECHNOLOGY. ALL RIGHTS RESERVED. NO PORTION OF THIS PUBLICATION, WHETHER IN WHOLE OR IN PART CAN BE REPRODUCED WITHOUT THE EXPRESS WRITTEN CONSENT OF SPC TECHNOLOGY.

REVISIONS		DOC. NO.	SPC-F005, Total Pages: 2		Effective:	7/19/97, DCP No: 229		Supersedes	DCP No: 103
DCP #	REV	DESCRIPTION	DRAWN	DATE	CHECKED	DATE	APPROVD	DATE	
1897	A	RELEASED	D.J.C.	10/24/97	JN	07/02/08	JN	07/02/08	



SPECIFICATIONS:

- CONNECTOR "A", RJ-11 PRESSURE CLIP 6 POSITION / 4 CONDUCTOR CLEAR MOLDED PLASTIC
- CONNECTOR "B", RJ-11 PRESSURE CLIP 6 POSITION / 4 CONDUCTOR CLEAR MOLDED PLASTIC
- CABLE : (4) 7 STRAND 26 AWG WIRES SILVER SATIN PVC JACKET REVERSED OR CROSS WIRED

WIRING PIN DIAGRAM:
 BLACK WIRE ---- YELLOW WIRE
 RED WIRE ---- GREEN WIRE
 GREEN WIRE ---- RED WIRE
 YELLOW WIRE ---- BLACK WIRE

DISCLAIMER:
 ALL STATEMENTS AND TECHNICAL INFORMATION CONTAINED HEREIN ARE BASED UPON INFORMATION AND/OR TESTS WE BELIEVE TO BE ACCURATE AND RELIABLE. SINCE CONDITIONS OF USE ARE BEYOND OUR CONTROL, THE USER SHALL DETERMINE THE SUITABILITY OF THE PRODUCT FOR THE INTENDED USE AND ASSUME ALL RISK AND LIABILITY WHATSOEVER IN CONNECTION THEREWITH.



UNLESS OTHERWISE STATED, DIMENSIONS ARE FOR REFERENCE PURPOSES ONLY.		DRAWN BY: DANIEL CAREY		DATE: 10/24/97	DRAWING TITLE: MODULAR PLUG TO PLUG 15'	
CHECKED BY: Jason Nash		DATE: 07/02/08	SIZE DWG. NO. A 8588-0170		ELECTRONIC FILE 52N9460.DWG	
APPROVED BY: Jason Nash		DATE: 07/02/08	SCALE: NTS		U.O.M.: INCHES [mm]	SHEET: 1 OF 1