




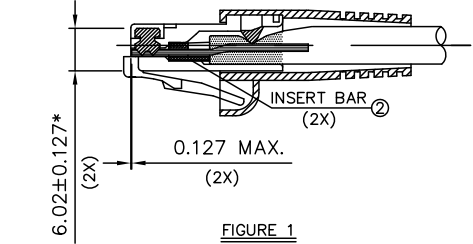
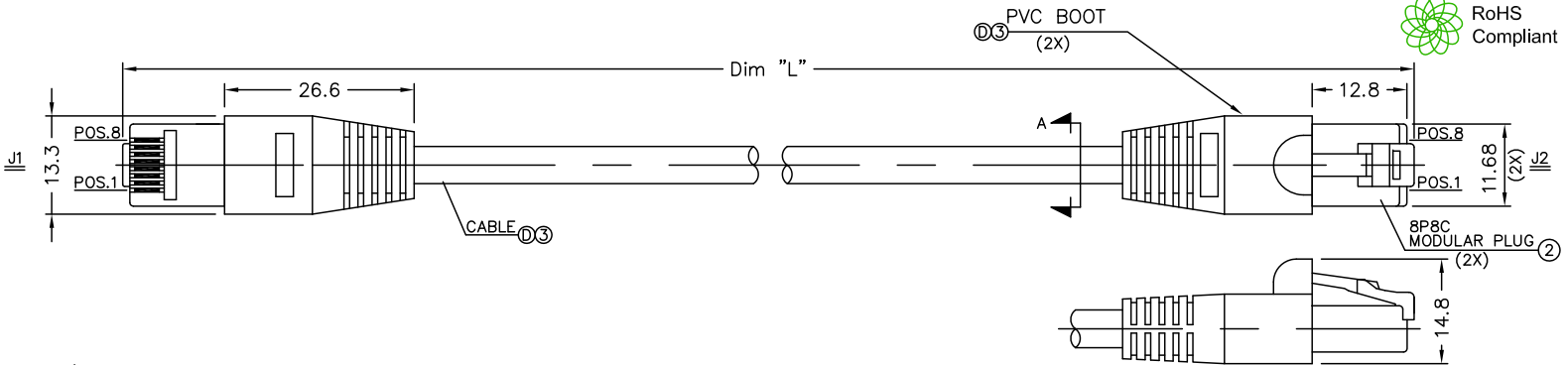
ALL RIGHTS RESERVED. NO PORTION OF THIS PUBLICATION, WHETHER IN WHOLE OR IN PART, CAN BE REPRODUCED WITHOUT THE EXPRESS WRITTEN CONSENT OF SPC TECHNOLOGY.

SPC-F005.DWG

REVISIONS

DOC. NO. SPC-F005 • Effective: 7/8/02 • DCP No: 1398

DCP #	REV	DESCRIPTION	DRAWN	DATE	CHECKD	DATE	APPRVD	DATE
1973	A	RELEASED	JN	06/09/09	JWM	06/09/09	JWM	06/09/09



8	Brown	Twisted	8
7	White/Brown	Pair	7
5	White/Blue	Twisted	5
4	Blue	Pair	4
6	Green	Twisted	6
3	White/Green	Pair	3
2	Orange	Twisted	2
1	White/Orange	Pair	1
J1	Wire Color		J2

Mfg. Part No	Color	Dim "L"
SPC23203	Black	
SPC23204	Blue	
SPC23205	Gray	304.8±12.7 (1'±0.5")
SPC23206	White	
SPC23207	Yellow	
SPC23208	Black	
SPC23209	Blue	
SPC23210	Gray	914.4±25.4 (3'±1")
SPC23211	White	
SPC23212	Yellow	
SPC23213	Black	
SPC23214	Blue	
SPC23215	Gray	1524.0±25.4 (5'±1")
SPC23216	White	
SPC23217	Yellow	
SPC23218	Black	
SPC23219	Blue	
SPC23220	Gray	2133.6±25.4 (7'±1")
SPC23221	White	
SPC23222	Yellow	

Mfg. Part No	Color	Dim "L"
SPC23223	Black	
SPC23224	Blue	
SPC23225	Gray	3048.0±38.1 (10'±1.5")
SPC23226	White	
SPC23227	Yellow	
SPC23228	Black	
SPC23229	Blue	
SPC23230	Gray	4267.2±38.1 (14'±1.5")
SPC23231	White	
SPC23232	Yellow	
SPC23233	Black	
SPC23234	Blue	
SPC23235	Gray	6096.0±50.8 (20'±2")
SPC23236	White	
SPC23237	Yellow	
SPC23238	Black	
SPC23239	Blue	
SPC23240	Gray	7620.0±50.8 (25'±2")
SPC23241	White	
SPC23242	Yellow	

No.	ITEM	Q'TY	DESCRIPTION
3	PVC BOOT	2PCS	PVC, SHORE A: 75 - 3, CABLE RANGE: 6.86MM
2	8P8C MODULAR PLUG	2SET	CONTACT: COPPER ALLOY 50u", GOLD PLATED INSULATOR: POLYCARBONATE, UL94V-2 COLOR: NATURAL INSERT BAR: UL94V-2, COLOR: NATURAL
1	CATEGORY 6 UTP CABLE	1PC	#24X4P+JACKET: PVC, O.D= Ø6.2 - 0.2MM

DISCLAIMER:
ALL STATEMENTS AND TECHNICAL INFORMATION CONTAINED HEREIN ARE BASED UPON INFORMATION AND/OR TESTS WE BELIEVE TO BE ACCURATE AND RELIABLE. SINCE CONDITIONS OF USE ARE BEYOND OUR CONTROL, THE USER SHALL DETERMINE THE SUITABILITY OF THE PRODUCT FOR THE INTENDED USE AND ASSUME ALL RISK AND LIABILITY WHATSOEVER IN CONNECTION THEREWITH.

TOLERANCES:
UNLESS OTHERWISE SPECIFIED, DIMENSIONS ARE FOR REFERENCE PURPOSES ONLY.

DRAWN BY:	DATE:
Jason Nash	06/09/09
CHECKED BY:	DATE:
Jeff McVicker	06/09/09
APPROVED BY:	DATE:
Jeff McVicker	06/09/09

DRAWING TITLE:			
Cat6 Patch Cable			
SIZE	DWG. NO.	ELECTRONIC FILE	REV
A	Ta-1131	Ta-1131.dwg	A
SCALE:	U.O.M.:	SHEET:	
NTS	Millimeters	1 OF 1	