




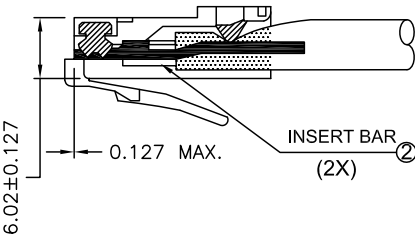
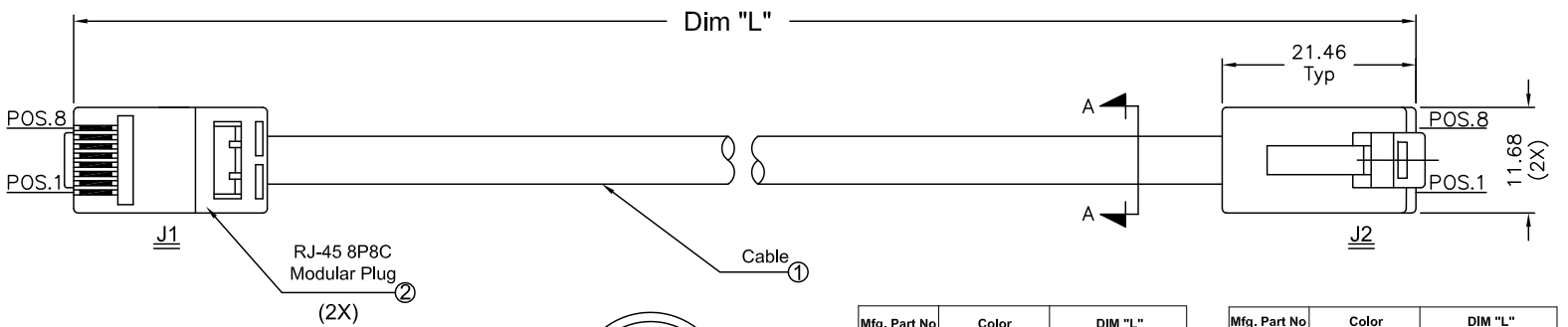
ALL RIGHTS RESERVED. NO PORTION OF THIS PUBLICATION, WHETHER IN WHOLE OR IN PART CAN BE REPRODUCED WITHOUT THE EXPRESS WRITTEN CONSENT OF SPC TECHNOLOGY.

SPC-F005.DWG

REVISIONS

DOC. NO. SPC-F005 \* Effective: 7/8/02 \* DCP No: 1398

DCP #	REV	DESCRIPTION	DRAWN	DATE	CHECKD	DATE	APPRVD	DATE
1973	A	RELEASED	JN	06/09/09	JWM	06/09/09	JWM	06/09/09



SEC. A-A

8	Brown	Twisted Pair	8
7	White/Brown	Twisted Pair	7
5	White/Blue	Twisted Pair	5
4	Blue	Twisted Pair	4
6	Green	Twisted Pair	6
3	White/Green	Twisted Pair	3
2	Orange	Twisted Pair	2
1	White/Orange	Twisted Pair	1
J1	Wire Color		J2

Mfg. Part No	Color	DIM "L"
SPC23163	BLACK	304.8 ± 12.7 (1' ± 0.5')
SPC23164	BLUE	
SPC23165	GRAY	
SPC23166	WHITE	
SPC23167	YELLOW	
SPC23168	BLACK	914.4 ± 25.4 (3' ± 1')
SPC23169	BLUE	
SPC23170	GRAY	
SPC23171	WHITE	
SPC23172	YELLOW	
SPC23173	BLACK	1524.0 ± 25.4 (5' ± 1')
SPC23174	BLUE	
SPC23175	GRAY	
SPC23176	WHITE	
SPC23177	YELLOW	
SPC23178	BLACK	2133.6 ± 25.4 (7' ± 1')
SPC23179	BLUE	
SPC23180	GRAY	
SPC23181	WHITE	
SPC23182	YELLOW	

Mfg. Part No	Color	DIM "L"
SPC23183	BLACK	3048.0 ± 38.1 (10' ± 1.5')
SPC23184	BLUE	
SPC23185	GRAY	
SPC23186	WHITE	
SPC23187	YELLOW	
SPC23188	BLACK	4267.2 ± 38.1 (14' ± 1.5')
SPC23189	BLUE	
SPC23190	GRAY	
SPC23191	WHITE	
SPC23192	YELLOW	
SPC23193	BLACK	6096.0 ± 50.8 (20' ± 2')
SPC23194	BLUE	
SPC23195	GRAY	
SPC23196	WHITE	
SPC23197	YELLOW	
SPC23198	BLACK	7620.0 ± 50.8 (25' ± 2')
SPC23199	BLUE	
SPC23200	GRAY	
SPC23201	WHITE	
SPC23202	YELLOW	

No	ITEM	QTY	DESCRIPTION
2	8P8C MODULAR PLUG	2 SET	CONTACT: COPPER ALLOY 50µ", GOLD PLATED INSULATOR: POLYCARBONATE, UL94V-2 COLOR: NATURAL INSERT BAR: UL94V-2, COLOR: NATURAL
1	CATEGORY 6 UTP CABLE	1PC	#24X4P+JACKET: PVC, O.D=6.2 ± 0.2MM UL CM & CSA CMG FT4

DISCLAIMER:  
ALL STATEMENTS AND TECHNICAL INFORMATION CONTAINED HEREIN ARE BASED UPON INFORMATION AND/OR TESTS WE BELIEVE TO BE ACCURATE AND RELIABLE. SINCE CONDITIONS OF USE ARE BEYOND OUR CONTROL, THE USER SHALL DETERMINE THE SUITABILITY OF THE PRODUCT FOR THE INTENDED USE AND ASSUME ALL RISK AND LIABILITY WHATSOEVER IN CONNECTION THEREWITH.

TOLERANCES:

UNLESS OTHERWISE SPECIFIED, DIMENSIONS ARE FOR REFERENCE PURPOSES ONLY.

DRAWN BY:	DATE:
Jason Nash	06/09/09
CHECKED BY:	DATE:
Jeff McVicker	06/09/09
APPROVED BY:	DATE:
Jeff McVicker	06/09/09

DRAWING TITLE:

Cat6 Patch Cable

SIZE DWG. NO.

A Ta-1130

ELECTRONIC FILE

Ta-1130.dwg

REV

A

SCALE: NTS

U.O.M.: Millimeters

SHEET: 1 OF 1