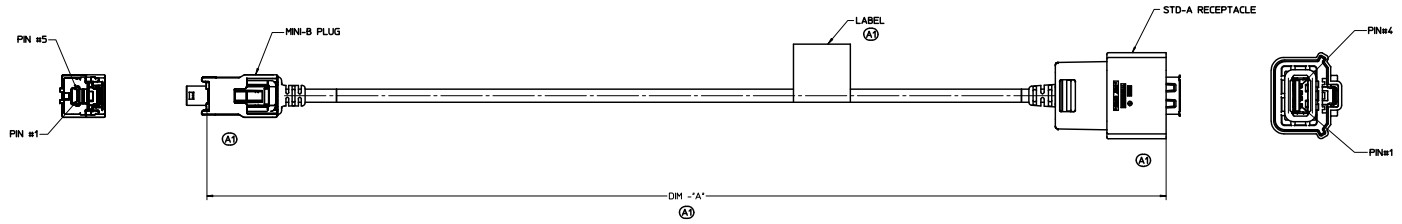

MINI-B POLARIZATION

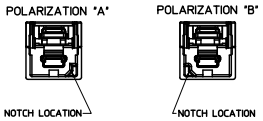

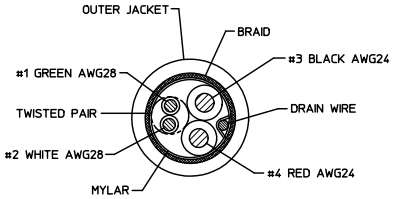

CABLE CONSTRUCTION

A1 WIRING DIAGRAM

SIGNAL NAME	CONTACT #	MINI-B PLUG (HOST) WIRE COLORS	STD A (TARGET) WIRE COLORS	CONTACT #	SIGNAL NAME
VBUS	1	RED	RED	1	VBUS
D-	2	WHITE	WHITE	2	D-
D+	3	GREEN	GREEN	3	D+
	4	NO CONNECT			
GND	5	BLACK	BLACK	4	GND
CABLE BRAID	SHELL	BRAID TO SHELL TERMINATION		SHELL	CABLE BRAID

ASSEMBLY PART NUMBERS

MOLEX PART NO.	MINI-B POLARIZATION	CUSTOMER PART NO.	DIM "A" (mm)
1110150100	A		500±10
1110150101	B		500±10
1110150200	A		1000±10
1110150201	B		1000±10
1110150300	A		1500±10
1110150301	B		1500±10

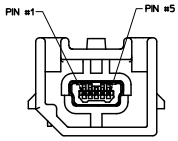

MATING HEADER FOR MINI-B PLUGS
(POLARIZATION - A SHOWN)

NOTES:

1. PART MUST CONFORM TO THE ELECTRICAL CONNECTION SYSTEM DESIGN SPECIFICATION (SDS) VER 13, DATED 06-APR-06, TEMP CLASS '-40~85°C'. (A1)
2. PART MUST CONFORM TO THE LATEST LEVEL OF SAE/USCAR-30 PART MUST CONFORM TO THE LATEST LEVEL OF USB2.0.
3. ALL PLASTIC PARTS MUST HAVE MATERIAL IDENTIFICATION SYMBOLS CLEARLY MARKED, WHEREVER PACKAGE SIZE PERMITS.
4. GENERAL TOLERANCES: ±0.25 ALL ONE PLACE DIMENSIONS, ±0.15 ALL TWO PLACE DIMENSIONS, AND ±0.5° ALL ANGULAR DIMENSIONS.
5. 0.3MM MAXIMUM RADIUS PERMISSIBLE ON EDGES AND FILLETS SHOWN AS SHARP FOR PLASTIC PARTS.
6. PARTS ARE TO BE FREE OF SCRATCHES, DISCOLORATION, SALT RESIDUE OR OTHER IMPERFECTIONS THAT MAY AFFECT FUNCTION OR FIT OF PART.
7. IDENTIFICATION LABEL MUST DISPLAY CUSTOMER PART NUMBER, SUPPLIER PART NUMBER, DATE CODE (YYYYMMDD) AND LOGO.
8. MATING CONNECTORS: MINI-B INLINE 111005 SERIES

REVISED
EC NO: USY2010-0304 2009/12/17
DRWN:SHARTINEZ 2007/09/11
CHKD:J.PAWLICKI 2007/09/11
APPR:KMONROE 2010/03/18
DESCRIPTION
REV
A1

QUALITY SYMBOLS: ▼=0 ▽=0

GENERAL TOLERANCES (UNLESS SPECIFIED)	mm	INCH
4 PLACES	± ---	± ---
3 PLACES	± ---	± ---
2 PLACES	± ---	± ---
1 PLACE	± ---	± ---
ANGULAR	± 1 °	

DRAFT WHERE APPLICABLE MUST REMAIN WITHIN DIMENSIONS

DIMENSION STYLE: MM ONLY
SCALE: 1:1
DESIGN UNITS: METRIC
THIRD ANGLE PROJECTION

DRAWN BY: J.REEVES DATE: 2007/09/11
CHECKED BY: J.REEVES DATE: 2007/09/11
APPROVED BY: KMONROE DATE: 2010/03/16

TITLE: USB CABLE ASSEMBLY MINI-B PLUG TO STD-A

molex MOLEX INCORPORATED

MATERIAL NO.: SEE CHART
DOCUMENT NO.: SD-111015-006
SHEET NO.: 1 OF 1
SIZE: D

THIS DRAWING CONTAINS INFORMATION THAT IS PROPRIETARY TO MOLEX INCORPORATED AND SHOULD NOT BE USED WITHOUT WRITTEN PERMISSION

tb_frame_D_P_AM_T
Rev. E 2006/04/15

Downloaded from Elcodis.com electronic components distributor