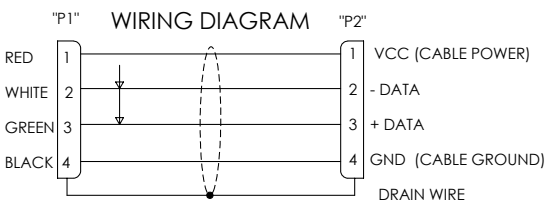
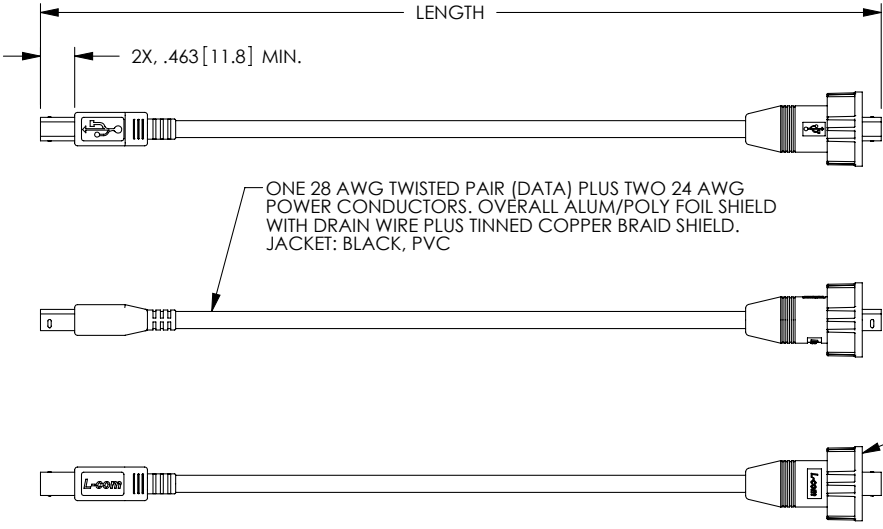
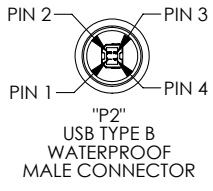
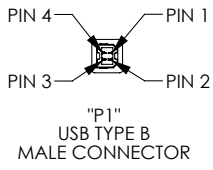


THE INFORMATION CONTAINED IN THIS DRAWING IS THE SOLE PROPERTY OF L-COM, INC. ANY REPRODUCTION IN PART OR WHOLE WITHOUT THE WRITTEN PERMISSION OF L-COM, INC. IS PROHIBITED.

REVISIONS			
REV	DESCRIPTION	DATE	APPROVED
A	RELEASED FOR PRODUCTION	03/09/09	DFP



MODEL NO.	LENGTH M [FT]
WPUSBBB-2M	2.0 [6.56]
WPUSBBB-5M	5.0 [16.41]

NOTES:
 CABLE ASSEMBLY SHALL MEET USB 2.0 REQUIREMENTS.
 CABLE ASSEMBLY SHALL BE TESTED FOR CONTINUITY.
 CABLE ASSEMBLY SHALL BE INDIVIDUALLY PACKAGED IN A POLY BAG.

UNLESS OTHERWISE SPECIFIED, DIMENSIONS ARE IN INCHES [mm]	APPROVALS	DATE		45 BEECHWOOD DRIVE NORTH ANDOVER, MA 01845				
	DRAWN BY D.FRISIELLO	11/12/08						
OVERALL CABLE LENGTH TOLERANCE: ≤12 [305] ≤+1 [25] / -0 >12 [305] ≤+0 [1524] = +2 [51] / -0 >60 [1524] ≤+120 [3048] = +4 [102] / -0 >120 [3048] ≤+300 [7620] = +6 [152] / -0 >300 [7620] = +3% / -0%	CHECKED BY D.FORTIN	11/12/08	CATEGORY DATA CABLING					
	APPROVED BY S.SMITH	11/12/08	PRODUCT DESCRIPTION CA, USB B M/WP USB B M					
ALL OTHER DIMENSIONAL TOLERANCES: X = .3 XX = .15	CONFIGURATION DETAILS OF UNDIMENSIONED FEATURES MAY VARY		SIZE A	FSCM NO. 43321	DWG. NO. WPUSBBB			
PROJECTION 	COLOR VARIATIONS MAY OCCUR		SCALE: NONE	CAD FILE: WPUSBBB.SLDDRW	REV. A			
8	7	6	5	4	3	2	1	SHEET 1 OF 1