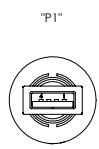
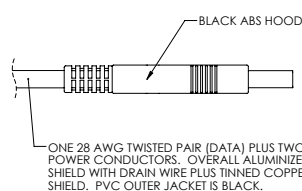
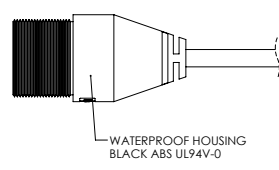
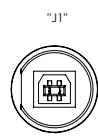
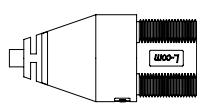
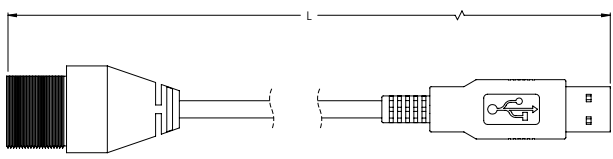
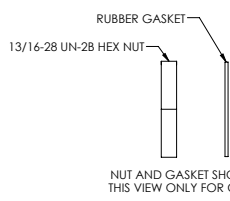
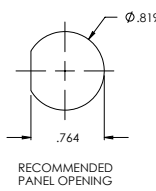
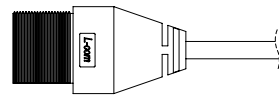


THE INFORMATION CONTAINED IN THIS DRAWING IS THE SOLE PROPERTY OF L-COM, INC. ANY REPRODUCTIONS IN PART OR WHOLE WITHOUT THE WRITTEN PERMISSION OF L-COM, INC. IS PROHIBITED.

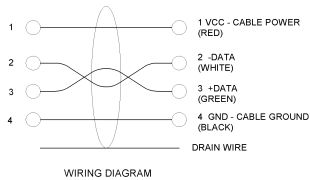
| REVISIONS | | | |
|-----------|--|----------|------------|
| REV | DESCRIPTION | DATE | CHANGED BY |
| A | INITIAL RELEASE | 11/27/05 | J. KEDZICK |
| B | FIGURE 2A IS ADDED. ALL MIN DIMENSIONS | 06/12/06 | MICROINCH |
| C | FIGURE 2A ADDED. I-83 METER PALS UPDATED FORMAT. | 06/11/08 | D. FARNHAM |



| MODEL NUMBER | DIM "L" (METER) |
|--------------|-----------------|
| WPUSBBA-05M | 0.5 |
| WPUSBBA-1M | 1.0 |
| WPUSBBA-2M | 2.0 |
| WPUSBBA-3M | 3.0 |
| WPUSBBA-5M | 5.0 |



NOTES:
 THESE CABLE ASSEMBLIES ARE CONSTRUCTED TO MEET THE REQUIREMENTS OF THE UNIVERSAL SERIES BUS SPECIFICATION USB 2.0
 DRAIN WIRE CONNECTED TO THE METAL SHELL AT EACH END
 CABLE ASSEMBLY TO BE TESTED FOR CONTINUITY
 CABLE ASSEMBLY INDIVIDUALLY PACKAGED IN A POLYBAG
 WATERPROOF TO IP66, IP67



UNLESS OTHERWISE SPECIFIED, DIMENSIONS ARE IN INCHES (mm)
 OVERALL CABLE LENGTH TOLERANCE:
 +12 (305) -0 (0) / -1 (25) / -2 (51) / 0
 +60 (1524) -0 (0) / -4 (102) / -8 (203) / 0
 +90 (2286) -0 (0) / -6 (152) / -12 (305) / 0
 ALL OTHER DIMENSIONAL TOLERANCES:
 ±.005 (0.127)
 ±.01 (0.254)

APPROVALS
 DRAWN BY J. VESIAS 10/31/2005
 CHECKED BY M. LAHEY 10/31/2005
 APPROVED BY R. CARRICK 10/31/2005

PROJECTION

| | | | |
|--------------------------|--------|--|------------|
| | | 45 BEECHWOOD DRIVE NORTH ANDOVER, MA 01845 | |
| CATEGORY: USB | | PRODUCT DESCRIPTION: CBL WATER PROOF USB-F/A-M | |
| DWG. NO.: WPUSBBA | REV: C | QTY: 43321 | SCALE: 1:1 |
| CAD FILE: WPUSBBA.SLDDRW | | SHEET 1 OF 1 | |