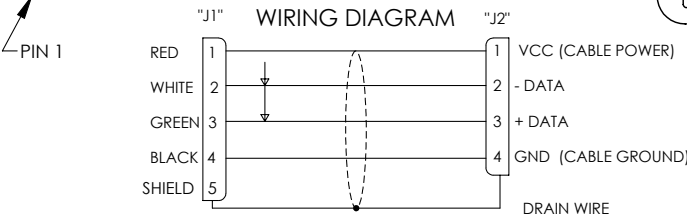
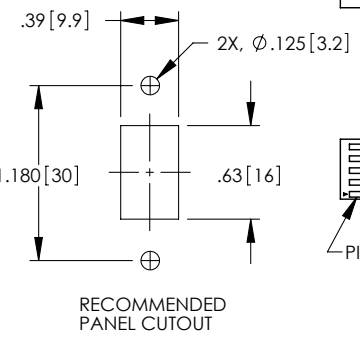
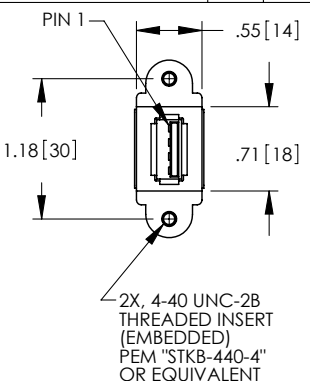
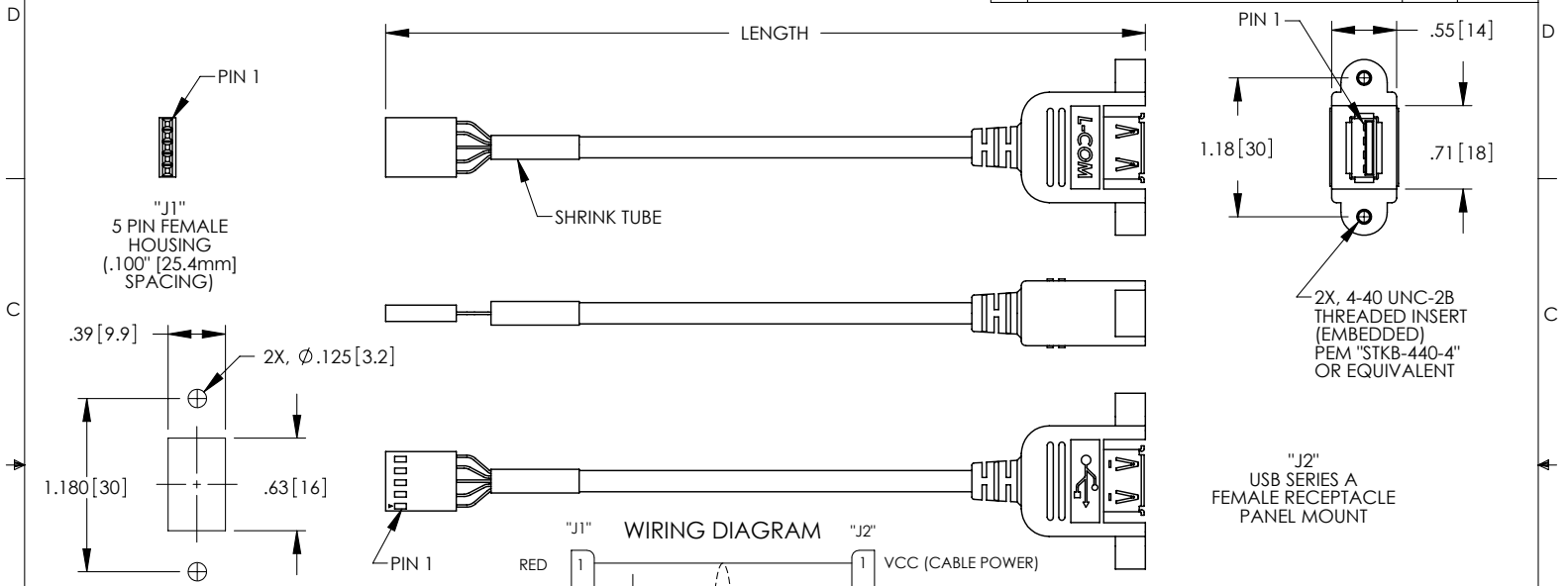


THE INFORMATION CONTAINED IN THIS DRAWING IS THE SOLE PROPERTY OF L-COM, INC. ANY REPRODUCTION IN PART OR WHOLE WITHOUT THE WRITTEN PERMISSION OF L-COM, INC. IS PROHIBITED.

RoHS Compliant ✓

REVISIONS			
REV	DESCRIPTION	DATE	APPROVED
E	ECN 3970: ADDED HARDWARE NOTE	4/27/09	D. CASTRO
F	ECN 4464: ADDED 05M AND 3M LENGTHS	12/30/09	D. FRISIELLO



MODEL NUMBER	LENGTH M [FT]
UPMA5-03M	.3 [1.0]
UPMA5-05M	.5 [1.64]
UPMA5-1M	1 [3.28]
UPMA5-2M	2 [6.56]
UPMA5-3M	3 [9.84]

NOTES:

MATERIAL:
 CABLE: ONE 28AWG TWISTED PAIR (DATA) PLUS 26AWG POWER CONDUCTORS, OVERALL ALUMINIZED POLYESTER SHIELD WITH DRAIN WIRE PLUS TINNED COPPER BRAID SHIELD.
 JACKET: PVC, GRAY (PANTONE 424C)
 MOLDED HOOD: PVC, GRAY (PANTONE 424C)
 5 PIN HOUSING: FLAME RETARDANT THERMOPLASTIC, BLACK

FINISH:
 USB CONTACT FINISH 30μ IN GOLD OVER 50μ IN NICKEL PLATE.
 5 PIN CONTACTS: GOLD FLASH

MISCELLANEOUS:
 CABLE ASSEMBLY SHALL BE TESTED FOR CONTINUITY.
 INCLUDE MOUNTING HARDWARE 2X #4-40 X .38 LG. PHILLIPS PAN HD SCREW.
 CABLE ASSEMBLY SHALL BE INDIVIDUALLY PACKAGED IN A POLY BAG.

UNLESS OTHERWISE SPECIFIED, DIMENSIONS ARE IN INCHES [mm]	APPROVALS	DATE	 45 BEECHWOOD DRIVE NORTH ANDOVER, MA 01845
OVERALL CABLE LENGTH TOLERANCE: ≤12 [305] ≤40 [1024] = +1 [25] / -0 >12 [305] ≤40 [1024] = +2 [51] / -0 >40 [1024] ≤120 [3048] = +4 [102] / -0 >120 [3048] ≤300 [7620] = +6 [152] / -0 >300 [7620] = +5% / -0%	DRAWN BY D. FRISIELLO	4/18/08	
ALL OTHER DIMENSIONAL TOLERANCES: .X = ±.3 .XX = ±.15	CHECKED BY D. FORTIN	4/18/08	
PROJECTION	APPROVED BY S. SMITH	4/18/08	CATEGORY: USB PRODUCT DESCRIPTION: 5 PIN PLUG TO A RECEPT PNL MT THRD SIZE: A FSCM NO. 43321 DWG. NO. UPMA5 REV. F SCALE: NONE CAD FILE: UPMA5.SLDRW SHEET 1 OF 1