



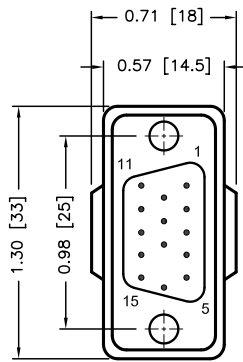
ALL RIGHTS RESERVED. NO PORTION OF THIS PUBLICATION, WHETHER IN WHOLE OR IN PART CAN BE REPRODUCED WITHOUT THE EXPRESS WRITTEN CONSENT OF SPC TECHNOLOGY.

SPC-F005.DWG

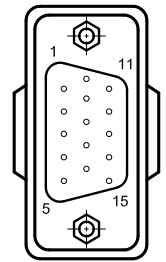
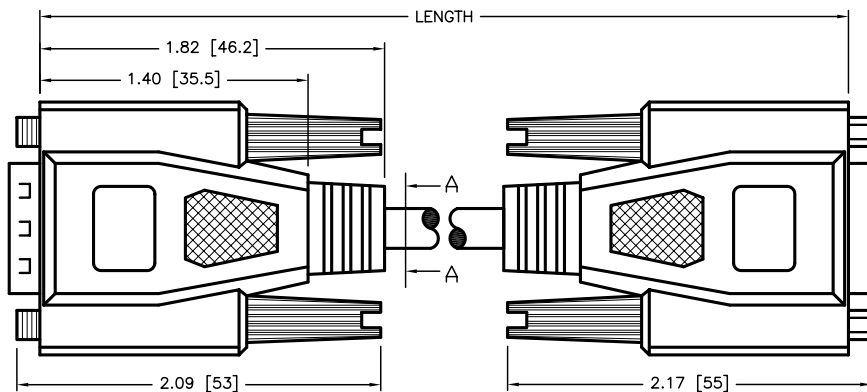
REVISIONS

DOC. NO. SPC-F005 * Effective: 7/8/02 * DCP No: 1398

DCP #	REV	DESCRIPTION	DRAWN	DATE	CHECKD	DATE	APPRVD	DATE
1906	A	RELEASED	EO	04/17/06	TL	05/25/06	HO	05/25/06



HD15 MALE

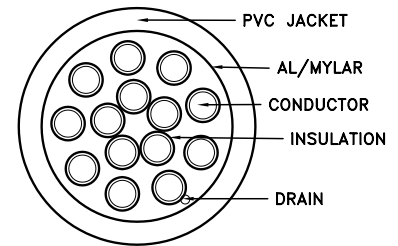


HD15 FEMALE

Specifications:

- Molded connector end requirements:
 - Inner mold using PE
 - Aluminum foil wrap to connector
 - PVC - 45P, Platinum gray
- Cable:
 - [28AWG (7/0.12)*14C+AL/MY+DW(7/0.16)]TIN
 - Insulation: PP, OD=Ø0.78±0.03MM
 - Color: COLOR CODE
 - Jacket: PVC, OD = Ø6.0±0.15mm
 - Color: Platinum gray
- Connectors:
 - HD 15P Male, Nickel plating, Insulator color: Blue
 - HD 15P Female, Nickel plating, Insulator color: Blue
- Screw Nut: 4.75 X 6 mm, Nickel plating
- Thumbscrew: Male 4X47mm, Nickel plating

PIN OUTS					
HD 15M	HD 15F	COLOR	HD 15M	HD 15F	COLOR
1	1	BLACK	9	9	
2	2	BROWN	10	10	WHITE
3	3	RED	11	11	BLACK/WHITE
4	4	ORANGE	12	12	BROWN/WHITE
5	5	YELLOW	13	13	PINK
6	6	GREEN	14	14	GRAY
7	7	BLUE	15	15	LIGHT-GREEN
8	8	PURPLE	Shell	Shell	



SECTION A-A

SPC TYPE No.	LENGTH
SPC20068	72±1 [1829±25.4]
SPC20067	120±2 [3048±50.8]

DISCLAIMER: ALL STATEMENTS AND TECHNICAL INFORMATION CONTAINED HEREIN ARE BASED UPON INFORMATION AND/OR TESTS WE BELIEVE TO BE ACCURATE AND RELIABLE. SINCE CONDITIONS OF USE ARE BEYOND OUR CONTROL, THE USER SHALL DETERMINE THE SUITABILITY OF THE PRODUCT FOR THE INTENDED USE AND ASSUME ALL RISK AND LIABILITY WHATSOEVER IN CONNECTION THEREWITH.

TOLERANCES: UNLESS OTHERWISE SPECIFIED, DIMENSIONS ARE FOR REFERENCE PURPOSES ONLY.

DRAWN BY:	DATE:
EKLAS ODISH	04/17/06
CHECKED BY:	DATE:
THOMAS LEE	05/25/06
APPROVED BY:	DATE:
HISHAM ODISH	05/25/06

DRAWING TITLE:			
VGA Extension Cable, Platinum, HD15 Pin M/F			
SIZE	DWG. NO.	ELECTRONIC FILE	REV
A	TA-745	TA-745.DWG	A
SCALE: NTS		U.O.M.: INCHES [mm]	SHEET: 1 OF 1