



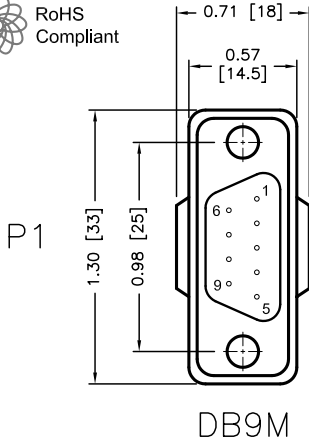
ALL RIGHTS RESERVED. NO PORTION OF THIS PUBLICATION, WHETHER IN WHOLE OR IN PART CAN BE REPRODUCED WITHOUT THE EXPRESS WRITTEN CONSENT OF SPC TECHNOLOGY.

SPC-F005.DWG

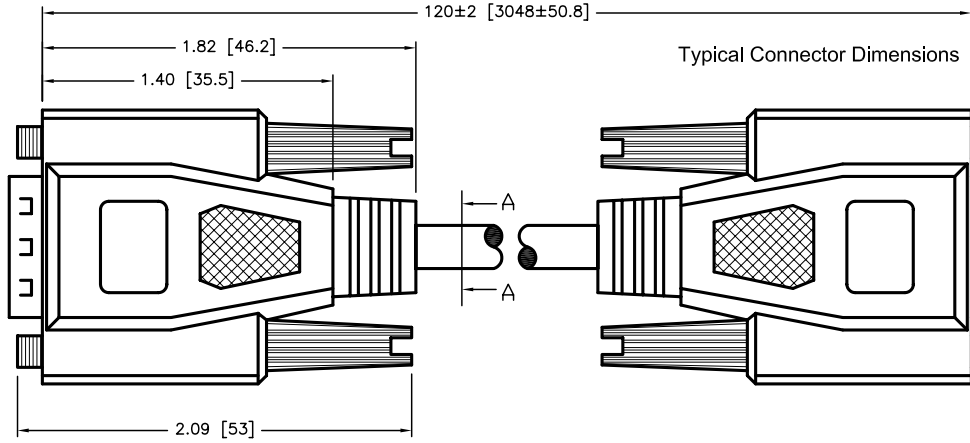
REVISIONS

DOC. NO. SPC-F005 * Effective: 7/8/02 * DCP No: 1398

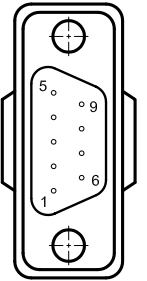
DCP #	REV	DESCRIPTION	DRAWN	DATE	CHECKD	DATE	APPRVD	DATE
1906	A	RELEASED	EO	04/17/06	TL	05/25/06	HO	05/25/06



DB9M



Typical Connector Dimensions



DB9M

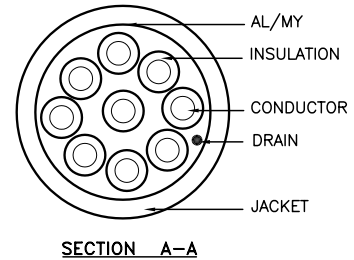
Specifications:

- Molded connector end requirements:
 - Inner mold using PE
 - Aluminum foil wrap to connector
 - PVC - 45P, Platinum gray
- Cable:

[28AWG (7/0.12)*9C+AL/MY+DW(7/0.16)]TIN
 Wire: OD=0.78±0.03mm
 Color: P1 COLOR CODE
 Jacket: PVC, OD = ϕ 5.0±0.15mm
 Color: Platinum gray
- Thumbscrew: Male 4X47mm, Nickel plating
- Connectors: DB25P Pin Male, Nickel plating, Insulator Color: Blue

PIN OUTS

DB9 MALE	WIRE COLOR	DB9 MALE
1	BLACK	1
2	BROWN	2
3	RED	3
4	ORANGE	4
5	YELLOW	5
6	GREEN	6
7	BLUE	7
8	PURPLE	8
9	WHITE	9
SHELL		SHELL



SECTION A-A

DISCLAIMER:
ALL STATEMENTS AND TECHNICAL INFORMATION CONTAINED HEREIN ARE BASED UPON INFORMATION AND/OR TESTS WE BELIEVE TO BE ACCURATE AND RELIABLE. SINCE CONDITIONS OF USE ARE BEYOND OUR CONTROL, THE USER SHALL DETERMINE THE SUITABILITY OF THE PRODUCT FOR THE INTENDED USE AND ASSUME ALL RISK AND LIABILITY WHATSOEVER IN CONNECTION THEREWITH.

TOLERANCES:
UNLESS OTHERWISE SPECIFIED, DIMENSIONS ARE FOR REFERENCE PURPOSES ONLY.

DRAWN BY:	DATE:
EKLAS ODISH	04/17/06
CHECKED BY:	DATE:
THOMAS LEE	05/25/06
APPROVED BY:	DATE:
HISHAM ODISH	05/25/06

DRAWING TITLE:
10 FT DATA CABLE, DB9 PIN MALE/DB9 PIN MALE

SIZE	DWG. NO.	ELECTRONIC FILE	REV
A	SPC20039	83K3770.DWG	A
SCALE: NTS		U.O.M.: INCHES [mm]	SHEET: 1 OF 1