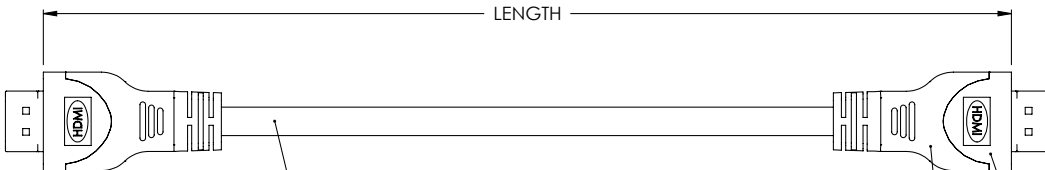
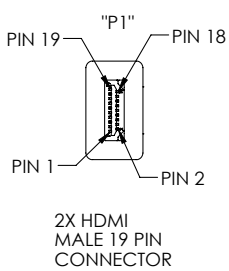


THE INFORMATION CONTAINED IN THIS DRAWING IS THE SOLE PROPERTY OF L-COM, INC. ANY REPRODUCTION IN PART OR WHOLE WITHOUT THE WRITTEN PERMISSION OF L-COM, INC. IS PROHIBITED.

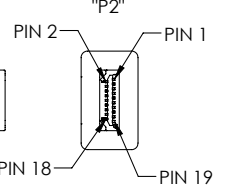
REVISIONS			
REV	DESCRIPTION	DATE	APPROVED
A	INITIAL RELEASE	6/17/08	D.GRIFFIN



CABLE: UL/CSA 20276, 4 SHIELDED PAIR 28 AWG, 1 PAIR 28 AWG, 5 CONDUCTORS 28 AWG, JACKET COLOR: BLUE

2X MOLDED BOOT, BLUE

2X MOLDED BOOT, YELLOW



WIRING MAP			
CABLE	"P1"	COLOR	"P2"
PAIR 1	1	BROWN	1
	3	WHITE	3
	2	DRAIN	2
PAIR 2	4	GREEN	4
	6	WHITE	6
	5	DRAIN	5
PAIR 3	7	RED	7
	9	WHITE	9
	8	DRAIN	8
PAIR 4	10	BLUE	10
	12	WHITE	12
	11	DRAIN	11
PAIR 5	13	BLACK	13
	14	RED	14
	15	ORANGE	15
	16	YELLOW	16
	17	PURPLE	17
	18	GRAY	18
	19	WHITE	19
	SHELL	BRAID	SHELL

PART NUMBER	LENGTH	
	METERS	FEET
PHDMICAMM-1M	1.0	3.28
PHDMICAMM-2M	2.0	6.56
PHDMICAMM-3M	3.0	9.84
PHDMICAMM-4M	4.0	13.12
PHDMICAMM-5M	5.0	16.40

NOTES:
CABLE ASSEMBLIES SHALL BE TESTED FOR CONTINUITY.
CABLE ASSEMBLIES SHALL BE INDIVIDUALLY PACKAGED IN A POLYBAG.

UNLESS OTHERWISE SPECIFIED, DIMENSIONS ARE IN INCHES [mm]	APPROVALS	DATE		45 BEECHWOOD DRIVE NORTH ANDOVER, MA 01845
	DRAWN BY D.CASTRO	6/17/08		
OVERALL CABLE LENGTH TOLERANCE: ≤12 [305] ≤40 [1024] = +1 [25] / -0 >12 [305] ≤40 [1024] = +2 [51] / -0 >60 [1524] ≤120 [3048] = +4 [102] / -0 >120 [3048] ≤300 [7620] = +6 [152] / -0 >300 [7620] = +3% / -0%	CHECKED BY M.SEDLESKI	6/17/08	CATEGORY VIDEO	
ALL OTHER DIMENSIONAL TOLERANCES: X = .3 XX = .15	APPROVED BY G.PEPIN	6/17/08	PRODUCT DESCRIPTION HDMI ASSEMBLY M/M	
PROJECTION 	CONFIGURATION DETAILS OF UNDIMENSIONED FEATURES MAY VARY	COLOR VARIATIONS MAY OCCUR	SIZE A	FSCM NO. 43321
			DWG. NO. PHDMICAMM	REV. A
			SCALE: NONE	CAD FILE: PHDMICAMM.SLDDRW
				SHEET 1 OF 1

8 7 6 5 4 3 2 1