

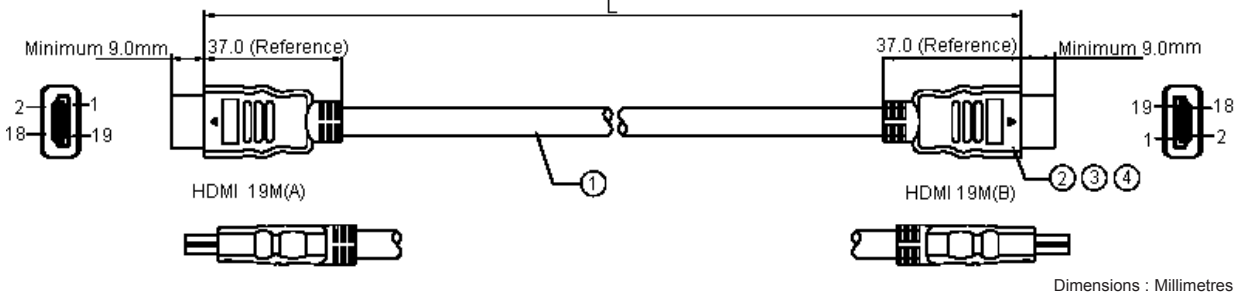


PART NO.

18-941926 Series

REVISIONS

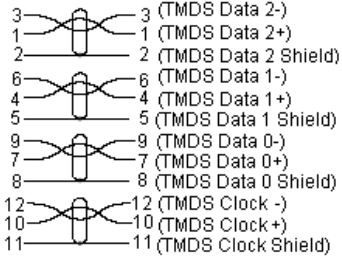
ECN #	REV	DESCRIPTION	DRAWN	DATE	CHECKD	DATE	APPRVD	DATE
-	A	RELEASED	Jagan	26/03/09	Suresh	26/03/09	Farnell	07/04/09



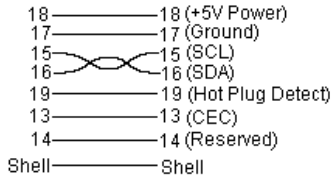
Dimensions : Millimetres

Pin Assignment:

HDMI (19A) HDMI19M(B)



HDMI (19A) HDMI19M(B)



This data sheet and its contents (the "Information") belong to the Premier Farnell Group (the "Group") or are licensed to it. No licence is granted for the use of it other than for information purposes in connection with the products to which it relates. No licence of any intellectual property rights is granted. The Information is subject to change without notice and replaces all data sheets previously supplied. The Information supplied is believed to be accurate but the Group assumes no responsibility for its accuracy or completeness, any error in or omission from it or for any use made of it. Users of this data sheet should check for themselves the Information and the suitability of the products for their purpose and not make any assumptions based on information included or omitted. Liability for loss or damage resulting from any reliance on the Information or use of it (including liability resulting from negligence or where the Group was aware of the possibility of such loss or damage arising) is excluded. This will not operate to limit or restrict the Group's liability for death or personal injury resulting from its negligence. SPC MULTICOMP is the registered trademark of the Group. © Premier Farnell plc 2009.

TOLERANCES:

UNLESS OTHERWISE SPECIFIED, DIMENSIONS ARE FOR REFERENCE PURPOSES ONLY.

DRAWN BY:	DATE:
Jagan	26/03/09
CHECKED BY:	DATE:
Suresh	26/03/09
APPROVED BY:	DATE:
Farnell	07/04/09

DRAWING TITLE:

Cable Assembly, HDMI - HDMI

SIZE	DWG NO.	ELECTRONIC FILE	REV
A	M10001985	1428265-TDS_DWG	A
SCALE: NTS	U.O.M.: mm	SHEET: 1 OF 2	



PART NO.

18-941926 Series

REVISIONS

ECN #	REV	DESCRIPTION	DRAWN	DATE	CHECKD	DATE	APPRVD	DATE
-	A	RELEASED	Jagan	26/03/09	Suresh	26/03/09	Farnell	07/04/09

Specifications:

Electrical Character:

100% open and short test.

Hi-pot : 300V dc 10ms.

Minimum insulation resistance : 20MΩ.

Maximum contact resistance : 2Ω.

Item	Description	Part Name
1	(28AWG x 1PR + Drain Wire + Free Edge AL/Mylar) x 4 + 28AWG x 1P + 28AWG x 5C + AL/Mylar + Braid Outer Diameter: 7.3mm Black Impedance: 100Ω	HDMI Cable
2	HDMI 19P Male 30U Inches/AU Black Shell G/F Plated Solder Type with PCB	HDMI Connector
3	PE Low Density	Innermould
4	PVC 70Pa Black	Overmould

Specification Table

Description	L	Part Number
Cable Assembly, HDMI to HDMI, 1.5M	1500 ±20	18-94192664
Cable Assembly, HDMI to HDMI, 2M	1800 ±20	18-94192666
Cable Assembly, HDMI to HDMI, 3M	3000 ±30	18-94192667

<http://www.farnell.com>

<http://www.newark.com>

<http://www.epc.co.uk>

This data sheet and its contents (the "Information") belong to the Premier Farnell Group (the "Group") or are licensed to it. No licence is granted for the use of it other than for information purposes in connection with the products to which it relates. No licence of any intellectual property rights is granted. The Information is subject to change without notice and replaces all data sheets previously supplied. The Information supplied is believed to be accurate but the Group assumes no responsibility for its accuracy or completeness, any error in or omission from it or for any use made of it. Users of this data sheet should check for themselves the Information and the suitability of the products for their purpose and not make any assumptions based on information included or omitted. Liability for loss or damage resulting from any reliance on the Information or use of it (including liability resulting from negligence or where the Group was aware of the possibility of such loss or damage arising) is excluded. This will not operate to limit or restrict the Group's liability for death or personal injury resulting from its negligence. SPC MULTICOMP is the registered trademark of the Group. © Premier Farnell plc 2009.

TOLERANCES:

UNLESS OTHERWISE SPECIFIED, DIMENSIONS ARE FOR REFERENCE PURPOSES ONLY.

DRAWN BY:	DATE:
Jagan	26/03/09
CHECKED BY:	DATE:
Suresh	26/03/09
APPROVED BY:	DATE:
Farnell	07/04/09

DRAWING TITLE:

Cable Assembly, HDMI - HDMI

SIZE	DWG NO.	ELECTRONIC FILE	REV
A	M10001985	1428265-TDS_DWG	A
SCALE: NTS		U.O.M.: mm	SHEET: 2 OF 2