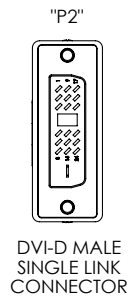
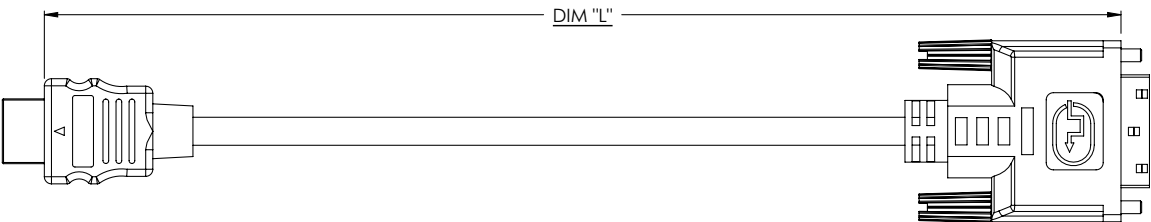
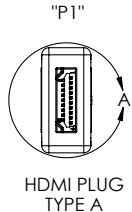


THE INFORMATION CONTAINED IN THIS DRAWING IS THE SOLE PROPERTY OF L-COM, INC. ANY REPRODUCTION IN PART OR WHOLE WITHOUT THE WRITTEN PERMISSION OF L-COM, INC. IS PROHIBITED.

REVISIONS			
REV	DESCRIPTION	DATE	CHANGED BY
A	INITIAL RELEASE	11/23/04	DFF
B	ECN 3178: REDRAW WIRING MAP	1/29/08	D.CASTRO



Component Specifications	
Material	
Connector (HDMI)	Zinc Alloy
Contacts (HDMI)	Phosphor Bronze
Insulator (HDMI)	High Temperature Plastic Color: Black
Overmold (HDMI)	PVC, Color: Black
Connector (DVI)	Steel
Contacts (DVI)	Brass
Insulator (DVI)	PBT, Color: White
Overmold (DVI)	PVC, Color: Black
Cable	UL Style 20276, VW-1 (A) Four 28AWG individually shielded twisted pairs (B) One 30AWG twisted pair (C) Five 28AWG conductors
Shielding	Inner shield for four pairs: Aluminized Mylar with drain wire. Overall shield: Aluminized Mylar plus braided tinned copper with drain wire.
Jacket	80°C PVC, Color: Black
Finish	
Connector (HDMI)	Gold over Nickel
Contacts (HDMI)	50 pinches Gold (in contact area) over Nickel
Connector (DVI)	Tin over nickel
Contacts (DVI)	Gold
Electrical	
Contact Resistance (HDMI)	3 Ω max
Insulator Resistance (HDMI)	20 MΩ min @ 300 VDC
Contact Resistance (DVI)	20 mΩ max
Insulator Resistance (DVI)	1000 MΩ min
Conductor Resistance	(A) 237 Ω/km @ 20°C max (B) 376 Ω/km @ 20°C max (C) 237 Ω/km @ 20°C max
Insulation Resistance	(All) 100 MΩ-km @ 20°C
Dielectric Test	(All) 500VAC 1 min; No Breakdown
Nominal Impedance	100 Ω ± 6 Ω
Environmental	
Operating Temperature	-20°C to 80°C CS-255

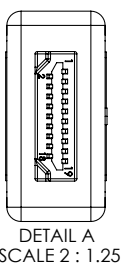


TABLE	
MODEL	DIM "L"
CTLHDMI-DVI-MM-1	1 METER
CTLHDMI-DVI-MM-2	2 METERS
CTLHDMI-DVI-MM-3	3 METERS
CTLHDMI-DVI-MM-4	4 METERS
CTLHDMI-DVI-MM-5	5 METERS

UNLESS OTHERWISE SPECIFIED, DIMENSIONS ARE IN INCHES [mm] TOLERANCES TO BE: .X ± 1 [2.5] .XX ± 0.1 [2.5] .XXX ± 0.005 [1.3] OVERALL CABLE LENGTH TOL: ≤ 60 [1524] +3 [7.62] / -0 > 60 [1524] +5% / -0%	APPROVALS	DATE
	DRAWN BY D. PARHAM	11/10/2004
	CHECKED BY ENG	11/10/2004
	APPROVED BY C. McCORMICK	11/10/2004

L-com 45 BEECHWOOD DRIVE
NORTH ANDOVER, MA 01845

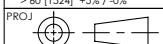
CONNECTIVITY PRODUCTS

CATEGORY: AUDIO VIDEO

PRODUCT DESCRIPTION: HDMI MALE TO DVI-D MALE ASSY

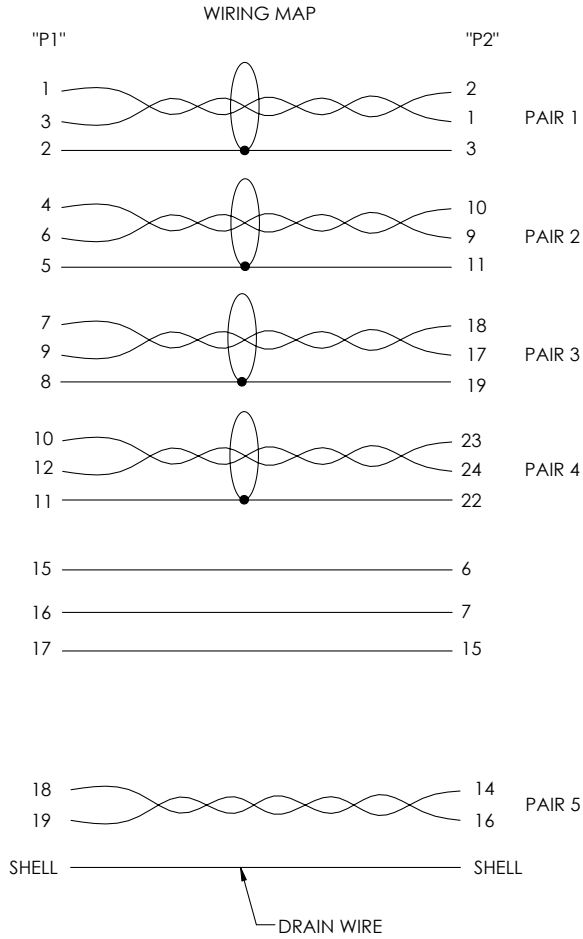
SIZE: **A** FSCM NO: **43321** DWG. NO: CTLHDMI-DVI-MM-1 REV: **B**

SCALE: NONE CAD FILE: CTLHDMI-DVI-MM-1.SLDRW SHEET 1 OF 2



CONFIGURATION DETAILS OF UNDIMENSIONED FEATURES MAY VARY

THE INFORMATION CONTAINED IN THIS DRAWING IS THE SOLE PROPERTY OF L-COM, INC. ANY REPRODUCTION IN PART OR WHOLE WITHOUT THE WRITTEN PERMISSION OF L-COM, INC. IS PROHIBITED.



L-com CONNECTIVITY PRODUCTS		45 BEECHWOOD DRIVE NORTH ANDOVER, MA 01845	
CATEGORY HDMI MALE TO DVI-D MALE CABLE ASSEMBLY			
PRODUCT DESCRIPTION OUTLINE DRAWING			
SIZE A	FSCM NO. 43321	DWG. NO. CTLHDMI-DVI-MM-1	REV. B
SCALE: NONE		CAD FILE: CTLHDMI-DVI-MM-1.SLDDRW	SHEET 2 OF 2