

Pomona[®]

ELECTRONICS

**Professionals Trust
Pomona Performance**

Test and Measurement
Calibration
RF
Audio/Video
Automotive
Telecom

2006 - 2007

Table of Contents


For over half a century the name Pomona Electronics has been synonymous with reliability and outstanding value.



We are proud to have built our reputation for the delivery of quality products by using only the finest materials available and designing to match real world applications... where you live – everyday. Pomona Electronics is proud to be there, at your side.

3	New Products
8	Customized Products
9	Coaxial Cable Assemblies and Breakouts
18	Coaxial Connectors, Adapters and Kits
30	Banana Plugs and Jacks
42	Patch Cords and Test Lead
52	Boxes and Enclosures
58	DMM Accessories and Kits
72	Grabbers and Test Clips
75	SMD/Micro Format Test
79	Oscilloscope Probes and Accessories
83	Audio/Video
86	Automotive
87	IC Test Clips and Adapters
91	Static Control Products
93	Telecom Products
99	Temperature Probes
101	Index
107	Technical Support

SMD/ Micro Format Test



SMD High Density Circuit Test Kit Model# 72935

- SMD test kit includes the critical clips needed for probing high density circuits.
- Plus, you get the leads and adapters needed to get from micro-scale test up to the 4mm plugs needed for your DMM.
- Kit includes 2 DMM leads with 4mm plugs, 2 test probes with spring-loaded tips, 6 micro SMD grabbers, 6 adapter leads 0.8mm female to 0.4mm jack, 2 mini SMD grabbers with 4mm connectors, 2 holding rods.

Shown on page 75.



Micro SMD Grabber Test Clips Model# 72902-0

- Easily attach to SMD chips with pitches down to 0.008in (0.20 mm).
- Thin yet durable design permits attachment with close spacing in tight spaces.
- Insulated tip minimizes shorting on adjacent pins. Gold plating for low resistance connections.

Shown on page 76.



Mini SMD Grabber Test Clips Model# 72906-2

- Designed for easy attachment to SMD chips with pitches down to 0.032in (0.80 mm).
- Insulated shaft can be bent up to 36 degrees for versatile attachment in awkward locations or close proximity to other clips.
- Thin (3mm) profile allows close placement to adjacent clips.


Shown on page 76.



Clip Leads for SMD Grabbers Model# 72905-0

- Clip lead attaches from either Micro SMD Grabber or Mini SMD Grabber to standard test leads.
- (See many more new products in the new SMD/Micro Format Test Section).

Shown on page 76.



RF Connector Kits



Multi-RF Direct Adapter Kit

Model# 72934

- A consolidated kit including the most frequently used 50Ω RF adapters in a rugged pistol-grip case.
- Allows for direct adaptation without intermediate couplers.
- All parts are precision machined brass, not die-cast, with tarnish resistant nickel plating.

See more new RF kits on page 18.

Pomona's quality connectors are the one answer you need when a reliable signal is demanded.

IEC Insulated Cable Assemblies, Breakouts and Adapters



IEC Insulated BNC Male 50Ω Cable

Model# 72926-C-40

- IEC Insulated BNCs allow safe attachment in 500V CAT 1 applications.
- Rugged design for dependable service.

Shown on page 10.

Insulated BNC (m) to Stackable/Retractable 4mm Plugs

Model# 72908 IEC

- Safe and convenient adaptation from BNC format to banana plug format.
- Stackable/retractable 4 mm plugs permit multiple attachments to test points.

Shown on page 16.



Insulated BNC (f) to 2 Male Banana 4mm Plugs

Model# 72911 IEC

- Safe connections from BNC format to banana plug format.
- Rugged, insulated design for dependable safety.


Shown on page 20.



Pomona
ELECTRONICS

Pomona's test accessories are made from the finest materials available – designed and built for long service life and exceptional reliability.

2mm Test



Multi-stacking 2mm Safety Sheathed Patch Cords

Model# 72920-39-2

- Thin profile, highly flexible leads allow fine control and minimal strain on circuit board measurements.
- Multi-stacking safety sheathed design for easy multiple connections to test points.

Shown on page 77.

SMD Test Probe with Sharp, Spring-Mounted Tip

Model# 72923-2

- Provides ultra-fine control for probing high density SMD circuits.
- Very fine 0.03in (0.7mm) diameter stainless steel tip is spring-mounted for controlled pressure.
- Removable, clear IC insulator cap prevents shorting of adjacent IC pins.

Shown on page 77.

2mm Safety Sheathed Jacks

Model# 72921-0

- 2mm sizing for convenient connection in tight spaces.
- Safety sheathed jack with 1.9mm wire wrap connecting pin for quick attachment.

Shown on page 75.

4mm Safety Banana Jack to 2mm Banana Plug Adapter

Model# 72914-02

- For easy conversion from 4mm test leads to more compact 2mm test accessories.
- Accepts 4mm safety-sheathed banana plugs.

Shown on page 78.


AC Voltage Detector and Flashlight



LumaVolt Model# 7290

- AC Voltage Detector – Detects voltages from 40 Vac to 300 Vac from 1 to 15 inches away from the source.
- Flashlight feature includes ultra-bright white LED with 100,000 hour bulb.

Shown on page 65.



New Panel Mount Jacks

IEC 1010 4mm Banana Jacks for Sheathed Plugs

Model# 72912-2

- Designed for fast panel construction.
- Gold-plated stud and nuts for high conductivity.
- Rating: 1000V Cat III, 36A Mx.

2mm Safety Sheathed Jacks Model# 72922-2

- 2mm jack increases possible connections in a limited space.
- Broad solder tab for easy soldering.
- Rating: 600V Cat II, 10A.

Shown on page 78.



Our test accessories compliment the best test instruments and continue to be the choice of professionals worldwide.



Need a Quality Connection?

For Distributor Locations:

United States and International
www.pomonaelectronics.com

Europe
www.pomona.cc

Technical Support:

U.S.: 1-800-241-2060
Europe: +31(0) 40 2675 150
Rest of World: 1-425-446-5500

Classics – Back by Popular Demand



SMD Microtip Test Probe Set Model# 6235

- Probe microtip specially designed to probe SMD contacts.
- Features a stainless steel needle tip that is curved to aid in probing hard to reach areas.

Shown on page 68.

BNC Shielded Test Probe Kit Model# 5292-48

- Shield extends to within 1.5in (3.8cm) of probe tip.
- Alligator or Minigrabber test clip can be quickly threaded onto ground lead.
- Stainless steel dog leg tip excellent for SMD probing.

Shown on page 68.



Antistatic Ground Cord Model# 5534

- These patch cords feature a molded-in 1 M Ω resistor at the snap end for added Safety.
- Extended length is 72in (183cm).

Shown on page 92.



RF Coax Plugs, Jacks and Adapters

Type N (m) 75Ω Plug, Crimp RG59

Model# 6767

- 3 GHz performance with VSWR of 1.1 maximum from 0 to 1 GHz and 1.35 from 1 to 3 GHz.
- 75Ω impedance for communications applications.
- Male center pin contacts are gold plated brass.

Shown on page 25.



TNC (f) 50Ω Bulkhead Receptacle, Crimp RG55, 142, 223, 400

Model# 7063

- 11 GHz performance with VSWR of 1.3 maximum from 0 to 11 GHz.
- Precision machined brass, not die-cast, with tarnish resistant nickel plating.
- Female center contacts are gold plated heat treated beryllium copper.

Shown on page 24.



BNC (m) 50Ω Compression Style RG-223

Model# 7207

- 4 GHz performance with VSWR of 1.3 maximum from 0 to 4 GHz.
- Precision machined brass, not die-cast, with tarnish resistant nickel plating.
- Male center pin contacts are gold plated brass.

Shown on page 22.



TNC (m) 50Ω Plug RG58, 141, 55A, 142, 223, 499

Model# 7048

- 11GHz performance with VSWR of 1.3 maximum from 0 to 11GHz.
- Precision machined brass, not die-cast, with tarnish resistant nickel plating.
- Male center pin contacts are gold plated brass.

Shown on page 24.




Type N (f) 50Ω Panel Mount

Model# 7074

- 11 GHz performance with VSWR of 1.3 maximum from 0 to 11 GHz.
- Precision machined brass, not die-cast, with white bronze plating.
- Female center contacts are gold plated (30 micro-inches) brass.

Shown on page 26.





Customized Products

Pomona responds to a wide range of special or custom requirements by providing accessories tailored to your needs. Whether we simply modify an existing catalog product or create a unique combination of products, we use only the finest materials to deliver top quality products.

8

Think of the possibilities!
You can now define your own custom product or kit made of many combination of cables, wires, connectors, or probes in this catalog. Can't find the length or color you need? Pomona makes it easy. Want a unique combination of connectors and cables you just can't find anywhere? Just ask Pomona!



Combinations of coaxial connector/adaptor assemblies can include strain-relief sheathing, marking and lengths.

Call Pomona at **1-800-490-2361** or
Fax your requirements to **425-446-5844**.

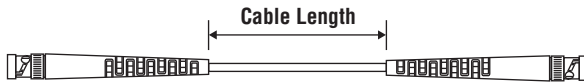
Coaxial Cable Assemblies and Breakouts

Pomona is the professional's choice, whether in the lab, plant or in the field. Using high-quality materials such as beryllium copper, brass and nickel plating ensures the precision you rely on. With a huge selection of cables and breakouts offering almost every connector and clip combination, Pomona provides you the solution for any application.



How to Order

Example: A 48in (1.2m) coaxial cable assembly with matching BNC (m) ends, stress relief boots on RG58 C/U, 50Ω cable.


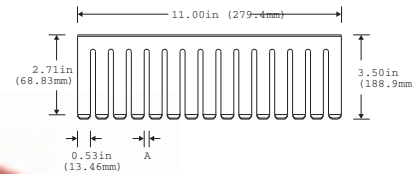


Typical Pomona Part Number: 2249-C-48
 Cable Type _____
 Cable Length in Inches _____
 (Measured Inside Connectors)

Model#	Length
2249-C-12	12.0in (0.3m)
2249-C-24	24.0in (0.6m)
2249-C-36	36.0in (0.9m)
2249-C-48	48.0in (1.2m)
2249-C-60	60.0in (1.5m)

Cable Assembly Holders

Model#	Color	"A" Max Cable Dia.	Number of Slots
1508	Orange	0.210in (5.33mm)	14
4408	Black	0.320in (8.13mm)	10
2708	Blue	0.450in (11.43mm)	9



Technical Specifications for Wire and Cable

Cable Designation	Type	Impedance Ω	Capacitance per 1ft/ 0.304m	Insulation/Dielectric	AWG	Stranding Strands X AWG	Wire Type	Jacket Material	Cable O.D.	Shield	Temperature (w/o connectors)
A	twisted pair, 2 conductor	NA	27.0 pf	PVC	18	65X36	TC	PVC	0.25in (6.35mm)	NA	-4 to 221°F (-20 to +105°C)
C	Coax, RG58C/U	50	30.8 pf	PE	20	19X36	TC	PVCNC	0.195in (4.95mm)	TCB	-40 to 185°F (-40 to +85°C)
E	Coax, RG59B/U	75	22.5 pf	PE	23	Solid	BCCS	PVCNC	0.242in (6.15mm)	BCB	-40 to 140°F (-40 to +60°C)
J	Microphone, 2 conductor, shielded	90	18 / 32 pf*	PE	22	16X34	TC	PVC	0.231in (5.84mm)	TCB	-40 to 176°F (-40 to +80°C)
K	Coax, RG174/U	50	30.8 pf	PE	26	7X34	BCCS	PVC	0.110in (2.79mm)	TCB	-40 to 167°F (-40 to +75°C)
T	Coax, RG214/U	50	30.8 pf	PE	13	7X22	SPC	PVCNC	0.425in (10.8mm)	SCCB / SCCB	-40 to 176°F (-40 to +80°C)
X	Coax, RG142B/U	50	29.0 pf	TFE	18	Solid	SPCCS	FEP	0.195in (4.05mm)	SPC / SPC	-94 to 392°F (-70 to +200°C)
Y	Coax, RG223/U	50	30.8 pf	PE	19	Solid	SPC	PVCNC	0.212in (5.38mm)	SCB / SCB	-40 to 140°F (-40 to +60°C)
BB	Coax, RG316/U	50	29.0 pf	TFE	26	7X37	SPCCS	FEP	0.096in (2.44mm)	SPC	-94 to 392°F (-70 to +200°C)
SS	Coax, RG58/U, low noise	50	37.0 pf	CPE / PE	22	7X30	TC	PVC	0.195in (4.95mm)	BAF / TCB	-40 to 176°F (-40 to +80°C)
V	Coax, RG59/U	75	20.4 pf	PE	23	Solid	BCCS	PVC	0.242in (6.15mm)	BCB	-40 to 176°F (-40 to +80°C)
Triaxial	Coax, RG 58A/U, double shielded	50	30.8 pf	PE / PE	20	7X28	TC	PVC	0.240in (6.10mm)	TCB / TCB-40	to 167°F (-40 to +75°C)

* Capacitance between conductors / Capacitance between conductor and shield

AWG = American Wire Gauge
 BAF = Bonded Aluminum Foil Polyester Tape
 BCB = Bare Copper Braid
 BCCS = Bare Copper Covered Steel
 CPE = Conductive Polyethylene

FEP = Fluorinated Ethylene Propylene
 OD = Outside Diameter
 NA = Not Applicable
 PE = Polyethylene
 PVC = Polyvinyl Chloride

PVCNC = Polyvinyl Chloride Non Contaminating
 SCB = Silver Coated Braid
 SPC = Silver Plated Copper
 SCCB = Silver Coated Copper Braid

SPCCS = Silver Plated Copper Covered Steel
 SSPE = Semi-Solid Polyethylene
 TC = Tinned Copper
 TCB = Tinned Copper Braid
 TFE = Tetrafluoroethylene

BNC Male Cable with Molded Strain Relief



Rating: Hands free testing in controlled voltage environment: 500 Vrms*, +122°F (+50°C) max., ("Y" Cable 176°F (+80°C).)

BNC: Body: tarnish resistant nickel-plated brass; Center Contact: gold-plated brass; Dielectric: PTFE.

Strain Relief: PVC molded directly to cable and connectors.

See chart on page 9 for additional wire and cable specifications.

Length	50Ω Cable O.D. .195in (4.95mm) RG58C/U	50Ω Cable O.D. .206in (5.23mm) RG223	75Ω Cable O.D. .242in (6.15mm) RG59B/U	50Ω Cable O.D. .100in (2.54mm) RG174/U	50Ω Cable O.D. .195in (4.95mm) RG58C/U
.5ft (0.2m)	2249-C-6		2249-E-6	2249-K-6	
1ft (0.3m)	2249-C-12	2249-Y-12	2249-E-12	2249-K-12	5266-C-12
2ft (0.6m)	2249-C-24	2249-Y-24	2249-E-24	2249-K-24	
3ft (0.9m)	2249-C-36	2249-Y-36	2249-E-36	2249-K-36	
4ft (1.2m)	2249-C-48	2249-Y-48	2249-E-48	2249-K-48	5266-C-48
5ft (1.5m)	2249-C-60	2249-Y-60	2249-E-60	2249-K-60	5266-C-60
6ft (1.8m)	2249-C-72	2249-Y-72	2249-E-72	2249-K-72	
8ft (2.4m)	2249-C-96	2249-Y-96		2249-K-96	
10ft (3.0m)	2249-C-120	2249-Y-120	2249-E-120	2249-K-120	
12ft (3.7m)	2249-C-144	2249-Y-144	2249-E-144		
15ft (4.6m)	2249-C-180	2249-Y-180	2249-E-180	2249-K-180	
20ft (6.1m)	2249-C-240	2249-Y-240	2249-E-240	2249-K-240	
25ft (7.6m)	2249-C-300		2249-E-300	2249-K-300	
30ft (9.1m)	2249-C-360		2249-E-360		
50ft (15.2m)	2249-C-600		2249-E-600		

Model 2249-C is Pomona Electronics' most popular cable. The 50Ω RG58C/U cable makes it ideal for most test and measurement applications.

Model 2249-Y is a 50Ω, RG223/U cable with double shield. Use when additional shielding is required.

Model 2249-E RG59B/U is a 75Ω cable, making it the right choice for use with TV, video and LAN applications.

Model 2249-K RG174/U offers superior flexibility in a 50Ω cable.

Model 5266-C is the same high quality construction as Model 2249-C with a connector on (one end only).

BNC Male Low-Noise Cable



Model#	Length
4964-SS-6	6in (0.2m)
4964-SS-12	12in (0.3m)
4964-SS-24	24in (0.6m)
4964-SS-36	36in (0.9m)
4964-SS-48	48in (1.2m)
4964-SS-60	60in (1.5m)
4964-SS-72	72in (1.8m)
4964-SS-120	120in (3.0m)
4964-SS-240	240in (6.1m)

Model 4964-SS uses a special low-triboelectric cable which has noise attenuating layers surrounding the center conductor. The cable is ideal for low power, low frequency measurements.

Recommended Frequency Range: DC to 10KHz

BNC: Body: tarnish resistant nickel-plated brass; Center Contact: gold-plated brass; Dielectric: PTFE.

Strain Relief: PVC molded directly to cable and connectors.

See chart on page 9 for additional wire and cable specifications.

BNC Male True 75Ω High Flex Cable



Model#	Length
6510-V-12-0	12in (0.3m)
6510-V-24-0	24in (0.6m)
6510-V-36-0	36in (0.9m)
6510-V-48-0	48in (1.2m)
6510-V-60-0	60in (1.5m)
6510-V-72-0	72in (1.8m)

Model 6510-V uses a true 75Ω connector for superior VSWR and low return loss up to 3 GHz. The highly flexible RG59/U type cable has a gas injected foam polyethylene dielectric with PVC jacket for low loss and superior shield coverage. Highly flexible cable and molded strain relief prevent excessive bending or kinking. An ideal product for HDTV and digital video as well as test and measurement.

Rating: Hands free testing in controlled voltage environment: 500 Vrms*.

BNC: Body: tarnish resistant nickel-plated brass; Center Contact: gold-plated brass; Dielectric: PTFE.

Strain Relief: PVC molded directly to cable and connectors.

See chart on page 9 for additional wire and cable specifications.

Flexible Color-coded Sleeves for BNC Cables



Model#	Pkg. Qty
6291	20

PVC sleeves which help prevent inadvertent contact with the outer shell of the BNC and allow for color-coding. Available in 10 colors. Fit most BNC male connectors. Perfect for use with any of the Model 2249- type cables.

Colors: contains 2 ea. of 10 colors.

IEC Insulated BNC Male 50Ω Cable



Model#	Length
72926-C-40	40in (100cm)
72926-C-80	80in (200cm)

Rating: 500V Cat I, 150V Cat II, 3A.

Color: Black.



BNC Male 50Ω Cable: Field Servicable Connector



Model#	Length
BNC-C-6	6in (0.2m)
BNC-C-12	12in (0.3m)
BNC-C-18	18in (0.5m)
BNC-C-24	24in (0.6m)
BNC-C-36	36in (0.9m)
BNC-C-48	48in (1.2m)
BNC-C-60	60in (1.5m)
BNC-C-72	72in (1.8m)
BNC-C-96	96in (2.4m)
BNC-C-600	600in (15.2m)


Clamp nut and silicone gasket seal out moisture. Gold-plated center contact and Teflon[®] insulation assure premium performance.

Rating: Hands free testing in controlled voltage environment: 500 Vrms*.

BNC: Body: tarnish resistant nickel-plated brass; Center Contact: gold-plated brass contact soldered to cable; Dielectric: PTFE.

See chart on page 9 for additional wire and cable specifications.

BNC Male to BNC Male Right Angle 50Ω Cable




Model#	Length
1383-C-24	24in (0.6m)
1383-C-60	60in (1.5m)

Rating: Hands free testing in controlled voltage environment: 500 Vrms*.

BNC: Body: tarnish resistant nickel-plated brass; Center Contact: gold-plated brass; Dielectric: PTFE.

See chart on page 9 for additional wire and cable specifications.

BNC Male 50Ω Cable



Model#	Length
5697-6	6in (0.2m)
5697-12	12in (0.3m)
5697-24	24in (0.6m)
5697-36	36in (0.9m)
5697-48	48in (1.2m)
5697-60	60in (1.5m)
5697-72	72in (1.8m)
5697-120	120in (3.0m)
5697-180	180in (4.6m)
5697-240	240in (6.1m)


Rating: Hands free testing in controlled voltage environment: 500 Vrms*.

Cable Type: 50Ω, RG58 type 0.19in (4.95mm) O.D.

BNC: Body: tarnish resistant nickel-plated brass; Center Contact: gold-plated brass contact crimped to cable; Dielectric: PTFE.

See chart on page 9 for additional wire and cable specifications.

BNC Male Right Angle Connector Cable with Molded Strain Relief



Model#	Length
4276-C-12	12in (0.3m)
4276-C-24	24in (0.6m)
4276-C-36	36in (0.9m)


Rating: Hands free testing in controlled voltage environment: 500 Vrms*.

BNC: Body: tarnish resistant nickel-plated brass; Center Contact: gold-plated brass; Dielectric: PTFE.

Strain Relief: PVC molded directly to cable and connectors.

See chart on page 9 for additional wire and cable specifications.

BNC Male with Molded Strain Relief (on retractile cable)



Model#	Extended Length
4487-48	48in (1.2m)
4487-60	60in (1.5m)
4487-72	72in (1.8m)

Rating: Hands free testing in controlled voltage environment: 270 Vdc/90 Vac cont. duty*, +122°F (+50°C) max.

Cable Type: Shielded microphone cable.

BNC: Body: tarnish resistant nickel-plated brass; Center Contact: gold-plated brass; Dielectric: PTFE.

Strain Relief: PVC molded directly to cable and connectors.

BNC Male 50Ω Cable with Insulated Push-on Connector



Model#	Length
6253-C-24	24in (0.6m)
6253-C-36	36in (0.9m)

Unique locking feature assures secure retention with the convenience of a push-on connector.

Rating: Hands free testing in controlled voltage environment: 500 Vrms*.

BNC: Body: tarnish resistant nickel-plated brass; Center Contact: gold-plated brass; Outer Shell: blue thermoplastic; Dielectric: PTFE.

Strain Relief: PVC molded directly to cable and connectors.

See chart on page 9 for additional wire and cable specifications.


One End Only

Strain-relief connector on one end only

Model#	Extended Length
5260-72	72in (1.8m)

*see rating message at start of section.

BNC Male to BNC Female with Molded Strain Relief



Model#	Length
4524-C-36	36in (0.9m)
4524-C-48	48in (1.2m)
4524-C-60	60in (1.5m)

Use to extend BNC Cables.


Rating: Hands free testing in controlled voltage environment: 500 Vrms*.

BNC: Body: tarnish resistant nickel-plated brass; Center Contact: male: gold-plated brass; female: gold-plated beryllium copper; Dielectric: PTFE.

Strain Relief: PVC molded directly to cable and connectors.

See chart on page 9 for additional wire and cable specifications.

SMA Male 50Ω Cable




RG 174/U	Length
4846-K-24	24in (0.6m)
4846-K-48	48in (1.2m)
4846-K-60	60in (1.5m)
RG 316/U	Length
4846-BB-24	24in (0.6m)
4846-BB-48	48in (1.2m)
4846-BB-60	60in (1.5m)
RG 142B/U	Length
4846-X-24	24in (0.6m)
4846-X-48	48in (1.2m)
4846-X-60	60in (1.5m)

SMA: Body/Fittings: passivated stainless steel; Contact: gold-plated brass; Dielectric: PTFE.

See chart on page 9 for additional wire and cable specifications.

BNC Female 50Ω Cable with Molded Strain Relief



Model#	Length
4277-C-24	24in (0.6m)
4277-C-48	48in (1.2m)


Rating: Hands free testing in controlled voltage environment: 500 Vrms*.

BNC: Body: tarnish resistant nickel-plated brass; Center Contact: gold-plated beryllium copper; Dielectric: PTFE.

Strain Relief: PVC molded directly to cable and connectors.

See chart on page 9 for additional wire and cable specifications.

BNC Male to SMA Male 50Ω Teflon Insulated Cable



RG 316/U	Length
4935-BB-24	24in (0.6m)
4935-BB-48	48in (1.2m)
4935-BB-60	60in (1.5m)


Rating: Hands free testing in controlled voltage environment: 335 Vrms*.

SMA: Body /Fittings: passivated stainless steel; Contact: gold-plated brass; Dielectric: PTFE.

BNC: Body: tarnish resistant nickel-plated brass; Center Contact: gold-plated brass; Dielectric: PTFE.

See chart on page 9 for additional wire and cable specifications.

BNC Male to UHF Male, Molded Strain Relief




Model#	Length
1367-C-60	60in (1.5m)

Rating: Hands free testing in controlled voltage environment: 500 Vrms*.

BNC/UHF: Body: tarnish resistant nickel-plated brass; Contact: gold-plated brass; Dielectric: PTFE.

See chart on page 9 for additional wire and cable specifications.

SMA Male to SMA Male Right Angle - 50Ω




RG 316/U	Length
4814-BB-24	24in (0.6m)
4814-BB-48	48in (1.2m)
4814-BB-60	60in (1.5m)

SMA: Body/Fittings: passivated stainless steel; Contact: gold-plated brass. Dielectric: PTFE.

See chart on page 9 for additional wire and cable specifications.

SMA Male to SMA Female



RG 174/U	Length
4528-K-48	48in (1.2m)
RG 316/U	Length
4528-BB-60	60in (1.5m)
RG 142B/U	Length
4528-X-24	24in (0.6m)
4528-X-48	48in (1.2m)

SMA: Body/Fittings: passivated stainless steel; Contact: gold-plated brass; Dielectric: PTFE.

SMA (F): gold-plated, beryllium copper center contact; Dielectric: PTFE.

See chart on page 9 for additional wire and cable specifications.



SMA Male Right Angle 50Ω Cable

← 0.90in →
(22.86mm)



RG 316/U	Length
4813-BB-24	24in (0.6m)

SMA: Body/Fittings: passivated stainless steel; Contact: gold-plated brass; Dielectric: PTFE.

See chart on page 9 for additional wire and cable specifications.

Type 'N' Male 50Ω Cable

← 1.48in →
(37.59mm)



Model#	Length
1658-T-18	18in (0.5m)
1658-T-24	24in (0.6m)
1658-T-36	36in (0.9m)
1658-T-48	48in (1.2m)
1658-T-60	60in (1.5m)


Rating: Hands free testing in controlled voltage environment: 1,000 Vrms*.

Type 'N': Body: white bronze-plated brass; Center Contact: gold-plated brass; Dielectric: PTFE.

See chart on page 9 for additional wire and cable specifications.

SMA Male to Type 'N' Male 50Ω Cable

← 1.40in →
(35.56mm)



Model#	Length
5058-X-12	12in (0.3m)
5058-X-24	24in (0.6m)
5058-X-36	36in (0.9m)
5058-X-48	48in (1.2m)
5058-X-60	60in (1.5m)

SMA: Body/Fittings: passivated stainless steel; Contact: gold-plated brass; Dielectric: PTFE.

Type 'N': Body: white bronze-plated brass; Center Contact: gold-plated brass; Dielectric: PTFE.

See chart on page 9 for additional wire and cable specifications.

Type 'N' Male 50Ω Cable

← 1.40in →
(35.56mm)




Model#	Length
2256-X-48	48in (1.2m)
2256-C-36	36in (0.9m)
2256-C-60	60in (1.5m)

Type 'N': Body: white bronze-plated brass; Center Contact: gold-plated brass; Dielectric: PTFE.

See chart on page 9 for additional wire and cable specifications.

BNC Male to Type 'N' Male, 50Ω Cable

← 1.40in →
(35.56mm)



Model#	Length
1366-C-24	24in (0.6m)
1366-C-36	36in (0.9m)
1366-C-48	48in (1.2m)

Rating: Hands free testing in controlled voltage environment: 500 Vrms*.

BNC: Body: tarnish resistant nickel-plated brass; Dielectric: PTFE.

Type 'N': Body: white bronze-plated brass; Center Contact: gold-plated brass; Dielectric: PTFE.

See chart on page 9 for additional wire and cable specifications.

Triaxial Male to Three Alligator Test Clips, Double Shielded


Model#	Cable Type	Lugs	Length
4725	Triaxial	2	36in (0.9m)
5342	Triaxial	3	36in (0.9m)

Rating: Hands free testing in controlled voltage environment: 150 Vrms*.

Jaw Opening: 0.30in (7.62mm) Max.

Triaxial: Body/Fittings: tarnish resistant nickel-plated brass; Intermediate and Center Contacts: gold-plated brass; Dielectric: PTFE.

See chart on page 9 for additional wire and cable specifications.



← 1.50in →
(38.10mm)

← 2.25in →
(57.15mm)


6.0in (152.40mm)



2 Lug




3 Lug



*see rating message at start of section.

Triaxial Male Cables



Model#	Cable Type	#Lugs	Length
5223-36	Triaxial	3	36in (0.9m)
5223-60			60in (1.5m)
5054-36	Triaxial	2	36in (0.9m)
5054-60			60in (1.5m)

Rating: Hands free testing in controlled voltage environment: 500 Vrms*.

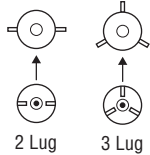
Triaxial: Body/Fittings: tarnish resistant nickel-plated brass; Intermediate and Center Contacts: gold-plated brass; Dielectric: PTFE.

Cable Type: Double Shielded, 50Ω, RG58A/U.

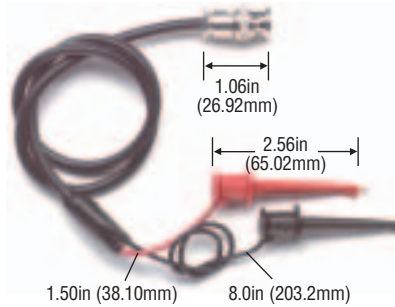
Colors: 5223: Yellow, 5054: Yellow.

Triaxial to BNC Adapters on page 24.

See chart on page 9 for additional wire and cable specifications.



BNC Male to Minigrabber® Test Clips



Model#	Length
3787-C-18	18in (0.5m)
3787-C-24	24in (0.6m)
3787-C-36	36in (0.9m)
3787-C-48	48in (1.2m)
3787-C-60	60in (1.5m)

Rating: Hands free testing in controlled voltage environment: 300 Vrms*.


BNC: Body: tarnish resistant nickel-plated brass; Center Contact: gold-plated brass; Dielectric: PTFE.

Minigrabber: Contacts: beryllium gold-plated copper; Insulation: glass filled nylon.

Colors: One black and one red.

See chart on page 9 for additional wire and cable specifications.

BNC Male to TNC Male, 50Ω Cable




Model#	Length
1948-C-12	12in (0.3m)

Rating: Hands free testing in controlled voltage environment: 500 Vrms*.

BNC/TNC: Body: tarnish resistant nickel-plated brass; Contact: gold-plated brass; Dielectric: PTFE.

See chart on page 9 for additional wire and cable specifications.

BNC Male with Molded Strain Relief to Minipincer® Test Clips



Model#	Length
5423-C-24	24in (0.6m)
5423-C-36	36in (0.9m)
5423-C-48	48in (1.2m)
5423-C-60	60in (1.5m)

Rating: Hands free testing in controlled voltage environment: 300 Vrms*.

BNC: Body: tarnish resistant nickel-plated brass; Center Contact: gold-plated brass; Dielectric: PTFE.


Strain Relief: PVC molded directly to cable and connectors.

Minipincer: Contacts: beryllium gold-plated copper; Insulation: glass filled nylon.

Colors: One black and one red.

See chart on page 9 for additional wire and cable specifications.

Phono (RCA) Male to BNC Male with Molded Strain Relief



Model#	Length
4963-E-24	24in (0.6m)
4963-E-36	36in (0.9m)
4963-E-48	48in (1.2m)
4963-E-60	60in (1.5m)

Rating: Hands free testing in controlled voltage environment: 500 Vrms*.


BNC: Body: tarnish resistant nickel-plated brass; Center Contact: gold-plated brass; Dielectric: PTFE.

Phone Plug: Body and Center Contact: nickel-plated brass.

Strain Relief: PVC molded directly to cable and connectors.

See chart on page 9 for additional wire and cable specifications.

BNC Male with Molded Strain Relief to Micrograbber® Test Clips



Model#	Length
4777-C-24	24in (0.6m)
4777-C-36	36in (0.9m)
4777-C-48	48in (1.2m)
4777-C-60	60in (1.5m)
4777-K-24	24in (0.6m)
4777-K-36	36in (0.9m)
4777-K-60	60in (1.5m)

Rating: Hands free testing in controlled voltage environment: 150 Vrms*.


BNC: Body: tarnish resistant nickel-plated brass; Center Contact: gold-plated brass; Dielectric: PTFE.

Strain Relief: PVC molded directly to cable and connectors.

Micrograbber: Contacts: beryllium gold-plated copper; Insulation: glass filled nylon.

Colors: One black and one red.

See chart on page 9 for additional wire and cable specifications.



BNC Male with Molded Strain Relief to Alligator Test Clips



Model#	Length
4531-C-18	18in (0.5m)
4531-C-24	24in (0.6m)
4531-C-30	30in (0.76m)
4531-C-36	36in (0.9m)
4531-C-48	48in (1.2m)
4531-C-60	60in (1.5m)

Rating: Hands free testing in controlled voltage environment: 150 Vrms*.

Jaws Opening: 0.3in (7.62mm) max.

BNC: Body: tarnish resistant nickel-plated brass; Center Contact: gold-plated brass; Dielectric: PTFE.


Strain Relief: PVC molded directly to cable and connectors.

Alligator: Body: steel-plated nickel.

Colors: Vinyl boots: one black and one red.

See chart on page 9 for additional wire and cable specifications.

BNC Male with Molded Strain Relief to Maxigrabber® Test Clips



Model#	Length
4648-C-60	60in (1.5m)

Rating: Hands free testing in controlled voltage environment: 300 Vrms*.

BNC: Body: tarnish resistant nickel-plated brass; Center Contact: gold-plated brass; Dielectric: PTFE.


Strain Relief: PVC molded directly to cable and connectors.

Maxigrabber: Contacts: beryllium gold-plated copper; Insulation: glass filled nylon.

Colors: One black and one red.

See chart on page 9 for additional

BNC Male with Molded Strain Relief to Minigrabber® Test Clips



Model#	Length
5187-C-24	24in (0.6m)
5187-C-36	36in (0.9m)
5187-C-48	48in (1.2m)
5187-C-60	60in (1.5m)
5187-K-24	24in (0.6m)
5187-K-36	36in (0.9m)
5187-K-48	48in (1.2m)
5187-K-60	60in (1.5m)

Rating: Hands free testing in controlled voltage environment: 300 Vrms*.

BNC: Body: tarnish resistant nickel-plated brass; Center Contact: gold-plated brass; Dielectric: PTFE.

Strain Relief: PVC molded directly to cable and connectors.

Minigrabber: Contacts: beryllium gold-plated copper; Insulation: glass filled nylon.

Colors: One black and one red.

See chart on page 9 for additional wire and cable specifications.

BNC Male with Molded Strain Relief to Minigator® Test Clips



Model#	Length
4532-C-24	24in (0.6m)
4532-C-30	30in (0.76m)
4532-C-36	36in (0.9m)
4532-C-48	48in (1.2m)
4532-C-60	60in (1.5m)

Rating: Hands free testing in controlled voltage environment: 45 Vrms*.

Jaws Opening: to 0.18in (47.50mm) max.

BNC: Body: tarnish resistant nickel-plated brass; Center Contact: gold-plated brass; Dielectric: PTFE.

Strain Relief: PVC molded directly to cable and connectors.

Minigator: Body: steel-plated nickel

Colors: Vinyl boots: one black and one red.

Rating: +122°F (+50°C) max.

See chart on page 9 for additional wire and cable specifications.

BNC Male with Molded Strain Relief to SMD Grabber® Test Clips



Model#	Length
5304-K-24	24in (0.6m)
5304-K-36	36in (0.9m)

Rating: Hands free testing in controlled voltage environment: 150 Vrms*.

BNC: Body: tarnish resistant nickel-plated brass; Center Contact: gold-plated brass; Dielectric: PTFE.


Strain Relief: PVC molded directly to cable and connectors.

Grabber: Contacts: gold-plated stainless steel; Insulation: glass filled nylon.

Colors: One black and one red.

See chart on page 9 for additional wire and cable specifications.

BNC Male to Multi-Stacking Double Banana Plugs



Model#	Length
2BC-BNC-36	36in (0.9m)

Rating: Hands free testing in controlled voltage environment: 500 Vrms*, +122°F (+50°C) max.

Cable Type C: RG58C/U, 0.19in (4.95mm) O.D.


BNC: Body: tarnish resistant nickel-plated brass; Center Contact: gold-plated brass.

2nd End: Double Banana Plugs. Body: nickel-plated brass beryllium copper spring; Insulation: polypropylene. Color: Black.

Strain Relief: PVC molded directly to cable and connectors.

*see rating message at start of section.

BNC Male to Stacking Pin Tip Plugs



Model#	Length
2882-C-60	60in (1.5m)

Rating: Hands free testing in controlled voltage environment: 500 Vrms*, +122°F (+50°C) max.

Cable Type: RG58C/U, 0.19in (4.95mm) O.D.

BNC: Body: tarnish resistant nickel-plated brass; **Center Contact:** gold-plated brass.

Pin Tip Plug: Body: gold-plated brass; **Insulation:** polypropylene.

Colors: One black and one red.

Strain Relief: contact soldered to cable

See chart on page 9 for additional wire and cable specifications.

Insulated BNC Male / 4mm Plugs



Model#	Length
72927-C-40	40in (100cm)
72927-C-80	80in (200cm)

Impedance: 50Ω

Rating: 500V Cat I, 150 V Cat II, 3A.

Color: Black.



IEC Insulated BNC Male to Stackable/Retractable 4 mm plugs



Model#	Length
72908	10in (25cm)


Impedance: 50Ω

Rating: 33 Vrms / 70 Vdc, 6A.

Color: Black.



IEC Insulated BNC Female to Stackable/Retractable 4 mm plugs



Model#	Length
72909	10in (25cm)


Impedance: 50Ω

Rating: 33 Vrms / 70 Vdc, 6A.

Color: Black.



BNC Male to ... the ends listed below



1st End: Crimp BNC Male with Molded Strain Relief.

Body: tarnish resistant nickel-plated brass; **Center contact:** gold-plated brass; **Impedance:** 50Ω, **Boot, PVC;** **Color:** black.

Cable Type C: RG58C/U


Rating: Hands free testing in controlled voltage environment: 500 Vrms*.

BNC: Body: tarnish resistant nickel-plated brass; **Center Contact:** gold-plated brass

Strain Relief: PVC molded directly to cable and connectors.

Match to any end shown below

BNC Male with Molded Strain Relief to Multi-Stacking Banana Plugs




Model#	Length
5268-C-24	24in (0.6m)
5268-C-36	36in (0.9m)
5268-C-48	48in (1.2m)
5268-C-60	60in (1.5m)

2nd End: Stacking Banana Plugs.

Body: nickel-plated brass beryllium copper spring; **Insulation:** polypropylene; **Colors:** one black and one red.

See chart on page 9 for additional wire and cable specifications.

BNC Male with Molded Strain Relief to Multi-Stacking Double Banana Plug




Model#	Length
4530-C-18	18in (0.5m)
4530-C-24	24in (0.6m)
4530-C-36	36in (0.9m)
4530-C-48	48in (1.2m)
4530-C-60	60in (1.5m)

2nd End: Double Banana Plugs.

Body: nickel-plated brass beryllium copper spring; **Insulation:** polypropylene. **Color:** black.

See chart on page 9 for additional wire and cable specifications.

BNC Male with Molded Strain Relief to Retractable Sheath Banana Plugs



Model#	Length
5343-C-12	12in (0.3m)
5343-C-24	24in (0.6m)
5343-C-36	36in (0.9m)
5343-C-48	48in (1.2m)
5343-C-60	60in (1.5m)

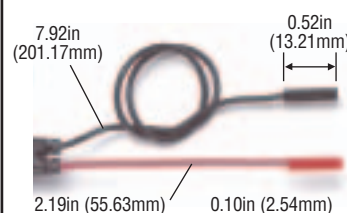
Ideal for use with binding posts.

2nd End: Sheathed Banana Plugs.

Body: nickel-plated brass beryllium copper spring; **Insulation:** nylon.

See chart on page 9 for additional wire and cable specifications.

BNC Male with Molded Strain Relief to Square Pin Receptacles



Model#	Length
4945-K-18	18in (0.5m)
4945-K-24	24in (0.6m)
4945-K-36	36in (0.9m)
4945-K-48	48in (1.2m)
4945-K-60	60in (1.5m)



2nd End: 0.025in (0.6mm) Square Pin Receptacles

Center Contact: gold-plated brass; **Insulation:** ABS; **Colors:** one black and one red.

See chart on page 9 for additional wire and cable specifications.

BNC Male or Female to ... the ends listed below

BNC Male (1st End):
Body: tarnish resistant nickel-plated brass;
Center Contact: gold-plated brass;
Insulation: polypropylene; *Dielectric:* PTFE.
Nominal impedance: 50Ω.
Colors: Black.



Overall length = BNC length + wire length + clip/plug length

BNC Female (1st End):
Body: tarnish resistant nickel-plated brass;
Center Contact: beryllium gold-plated copper;
Insulation: polypropylene; *Dielectric:* PTFE.
Nominal impedance: 50Ω.
Colors: Black.

Match to any end shown below

...Minigrabber® Test Clips (2nd End)



Male Model#	Female Model#	Wire Length
3789	3788	5.5in (140mm)

Minigrabber: *Contacts:* beryllium gold-plated copper; *Insulation:* glass filled nylon
Colors: One black and one red.

Rating: *Hands free testing* in controlled voltage environment: 300 Vrms*, +131°F (+55°C) max.

... Alligator Test Clips (2nd End)




Male Model#	Female Model#	Wire Length
2885	2630	5in (127mm)

Alligator: *Body:* steel-plated nickel.
Colors: *Vinyl boots:* one black and one red.
Rating: +122°F (+50°C) max.

Rating: *Hands free testing* in controlled voltage environment: 150 Vrms*.
Jaw Opening: 0.30in (7.62mm).

...Micrograbber® Test Clips (2nd End)




Male Model#	Female Model#	Wire Length
5189	5188	5.4in (137mm)

Micrograbber: *Contacts:* beryllium gold-plated copper; *Insulation:* glass filled nylon.
Colors: One black and one red.

Rating: *Hands free testing* in controlled voltage environment: 150 Vrms*, +131°F (+55°C) max.

... Minigator Test Clips (2nd End)




Male Model#	Female Model#	Wire Length
2886	2631	5.9in (149mm)

Minigator: *Body:* steel-plated nickel.
Colors: *Vinyl boots:* one black and one red.

Rating: *Hands free testing* in controlled voltage environment: 45 Vrms*, +122°F (+50°C) max.
Jaw Opening: 0.18in (47.50mm).

... SMD Grabber® Test Clips (2nd End)

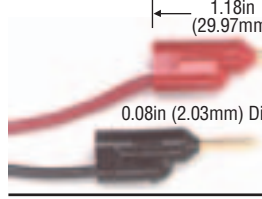


Male Model#	Female Model#	Wire Length
5410	5305	5.5in (140mm)

Grabber: *Contacts:* gold-plated stainless steel; *Insulation:* glass filled nylon.
Colors: One black and one red.

Rating: *Hands free testing* in controlled voltage environment: 150 Vrms*, +131°F (+55°C) max.

... Stacking Pin Tip Plugs (2nd End)




Male Model#	Female Model#	Wire Length
3901	3221	5.5in (140mm)

Pin Tip Plug: *Body:* gold-plated brass; *Insulation:* polypropylene.
Colors: One black and one red.

Rating: *Hands free testing* in controlled voltage environment: 500 Vrms*, +131°F (+55°C) max.

... Multi-Stacking Banana Plug (2nd End)



Male Model#	Female Model#	Wire Length
3957	3073	5.4in (137mm)

Banana Plug: *Body:* brass, *Spring:* beryllium copper, gold-plated. *Insulation:* polypropylene.
Colors: One black and one red

Rating: *Hands free testing* in controlled voltage environment: 500 Vrms*, +131°F (+55°C) max.

... 20 AWG Leads (2nd End)

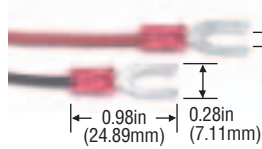


Male Model#	Female Model#	Wire Length
4970	4969	5.9in (149mm)

Rating: *Hands free testing* in controlled voltage environment: 500 Vrms*, +131°F (+55°C) max.

2nd End: None.

Female only ... to #8 Spade Lugs (2nd End)




Female Model#	Length
5051	5.4in (136mm)

Spade Lug: *Body:* Copper, tin-plated; *Insulation:* vinyl.
Colors: One black and one red.

Rating: *Hands free testing* in controlled voltage environment: 500 Vrms*, +131°F (+55°C) max.

... Stacking Miniature

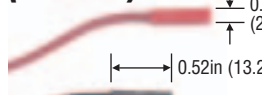


Male Model#	Female Model#	Wire Length
4815	3966	5.5in (140mm)

Banana Plug: *Body:* brass, *Spring:* beryllium copper, gold-plated. *Insulation:* polypropylene.
Colors: One black and one red

Rating: *Hands free testing* in controlled voltage environment: 500 Vrms*, +131°F (+55°C) max.

Female only ... to .025 Square Pin Receptacles (2nd End)



Female Model#	Length
5069	5.6in (143mm)

Square Pin: Gold-plated phosphor bronze, ABS insulation.

Colors: One black and one red.
Rating: *Hands free testing* in controlled voltage environment: 500 Vrms*, +131°F (+55°C) max.

*see rating message at start of section.

RF Coaxial Connectors, Adapters and Kits


Self constructed cable assemblies for specific applications or deluxe assortments that enable you to be ready for anything. Pomona has everything from a single reliable adapter to versatile kits packaged in lightweight, foam padded cases containing all the connections and terminations you might need. Pomona – connecting with quality.

Universal Adapter Kit

Model# 5698



Kit contains two each: BNC (m), BNC (f), TNC (m), TNC (f), SMA (m), SMA (f), N (m), N (f), four intermediate couplers, one double Banana Plug, one double Banana Jack, and case.



Multi-RF Direct Adapter Kit

Model# 72934



A comprehensive kit including the most frequently used 50Ω RF adapters in a rugged pistol-grip case. Allows for direct adaptation without intermediate couplers. All parts are precision machined brass, not die-cast, with tarnish resistant nickel plating. Male center pin contacts are gold plated brass. Female center contacts are gold plated heat treated beryllium copper. Insulation material is high density PTFE.



Kit contains:

- | | |
|-------------------------|-------------------------------|
| 3535 BNC (m)/Type N (f) | 4295 SMA (f)/TNC (f) |
| 3288 BNC (f)/Type N (m) | 4296 SMA (m)/Type N (m) |
| 3844 TNC (m)/BNC (f) | 3283 BNC (f-f) |
| 4288 SMA(m)/BNC(M) | 3533 BNC (m-m) |
| 4290 SMA (m)/BNC (f) | 3285 BNC (f-m-f) TEE |
| 4289 SMA (f)/BNC (m) | 3284 BNC (f-f-f) TEE |
| 4291 SMA (f)/BNC (F) | 4940 TNC (f-f) Adapter |
| 4298 SMA (m)/Type N (f) | 3841 TYPE N (f-f) |
| 4297 SMA (f)/Type N (M) | 3842 TYPE N (m-m) |
| 4299 SMA (f)/Type N (f) | 4282 SMA (m-f) Rt Angle |
| 4292 SMA (m)/TNC (m) | 4283 SMA (m-m) |
| 4294 SMA (m)/TNC (f) | 4284 SMA (f-f) |
| 4293 SMA (f)/TNC (m) | 4286 SMA Termination, 50Ω (m) |

Maxi Universal Adapter Kit

Model# 5748



Kit contains two each: BNC (m), BNC (f), TNC (m), TNC (f), SMA (m), SMA (f), N (m), N (f), UHF (m), UHF (F), Mini UHF (m), Mini UHF (f), F (m), F (f), RCA (m), RCA (f), six intermediate couplers, one double Banana Plug, one double Banana Jack, one sampler, and case.

SMA Adapter Kit

Model# 72931



A consolidated kit including the most frequently used SMA adapters in a rugged pistol-grip case. Allows for direct adaptation without intermediate couplers. All parts are precision machined brass, not die-cast, with tarnish resistant nickel plating. Male center pin contacts are gold plated brass. Female center contacts are gold plated heat treated beryllium copper. Insulation material is high density PTFE.



Kit contains:

- | | |
|---|-------------------------------|
| 4282 Right Angle SMA Female to SMA Male | 4292 SMA Male to TNC Male |
| 4283 Inline SMA Male to SMA Male | 4293 SMA Female to TNC Male |
| 4284 Inline SMA Female to SMA Female | 4294 SMA Male to TNC Female |
| 4286 SMA Male Terminator Plug | 4295 SMA Female to TNC Female |
| 4289 SMA Female to BNC Male | 4296 SMA Male to N Male |
| 4290 SMA Male to BNC Female | 4297 SMA Female to N Male |
| 4291 SMA Female to BNC Female | 4298 SMA Male to N Female |
| | 4299 SMA Female to N Female |

Adapter Kit Accessories

Individual adapters for the Universal Adapter Kits are also available.

Coupling nut Adapter to	Model#	5698	5748
BNC (m)	5735	2	2
BNC (f)	5739	2	2
TNC (m)	5736	2	2
TNC (f)	5740	2	2
SMA (m)	5737	2	2
SMA (f)	5741	2	2
N (m)	5734	2	2
N (f)	5738	2	2
UHF (m)	5752	2	2
UHF (f)	5756	2	2

Coupling nut Adapter to	Model#	5698	5748
Mini UHF (m)	5753		2
Mini UHF (f)	5757		2
RCA (m)	5754		2
RCA (f)	5758		2
F (m)	5759		2
F (f)	5755		2
Coupler	5742	4	6
DbI Banana Plug	5743	1	1
DbI Banana Post	5744	1	1
Sampler	5760		1

N Adapter Kit

Model# 72932



A consolidated kit including the most frequently used Type N adapters in a rugged pistol-grip case. Allows for direct adaptation without intermediate couplers. All parts are precision machined brass, not die-cast, with tarnish resistant nickel plating. Male center pin contacts are gold plated brass. Female center contacts are gold plated heat treated beryllium copper. Insulation material is high density PTFE.



Kit contains:

- 3288 N Male to 50Ω BNC Female
- 3535 N Female to 50Ω BNC Male
- 3841 Inline N Female to N Female
- 3842 Inline N Male to N Male
- 3843 Right Angle N Female to N Male
- 4286 N Male to SMA Male
- 4297 N Male to SMA Female

- 4298 N Female to SMA Male
- 4299 N Female to SMA Female
- 5089 T Style N Female to N Female to N Female
- 4240-50 50Ω N Terminator Plug
- 4240-75 75Ω N Terminator Plug

7/16 DIN Adapter Kit

Model# 6254



This kit will enable the field service technician to connect equipment that has 7/16 DIN connectors to other equipment that has Type N connectors. These connectors are not compatible, but both are commonly found on the same types of telephone equipment and test equipment.

The key feature of the 7/16 DIN connector is the extremely high resistance to inter-modulation interference. These connectors are used in cellular phone and PCS systems to reduce interference in crowded cell sites and also in radio, television and repeater sites.

An assortment of the most useful adapters for conversion between 7/16 DIN and Type N.

Kit contains one each:

- 6256 7/16 DIN Male to Type N Male Adapter
 - 6257 7/16 DIN Male to Type N Female Adapter
 - 6259 7/16 DIN Female to Type N Male Adapter
 - 6260 7/16 DIN Female to Type N Female Adapter
 - 7/16 DIN Male to 7/16 DIN Female Right Angle Adapter
 - 7/16 DIN Female to 7/16 DIN Female Splice
- All parts are protected by a custom zippered case with die cut foam padding.

Broadcast BNC Adapter Kit

Model# 72933



A comprehensive kit including the most frequently used 75Ω BNC adapters in a rugged pistol-grip case. Allows for direct adaptation without intermediate couplers. All parts are precision machined brass, not die-cast, with tarnish resistant nickel plating. Male center pin contacts are gold plated brass. Female center contacts are gold plated heat treated beryllium copper. Insulation material is high density PTFE.



Kit contains

- 6737 75Ω BNC f/f Adapter
- 6738 75Ω BNC f/f Adapter
- 6739 75Ω BNC f/m/f Adapter
- 6740 75Ω BNC m/m Adapter
- 6754 BNC (F/M/F) Adapter, In-Line, 75Ω
- 6779 BNC (m) / f (f), 75Ω
- 6780 BNC (f) / f (f), 75Ω
- 6781 BNC (f) / F (m), 75Ω
- 6782 BNC (m) / F (m), 75Ω

- 1297 Adapter, BNC(f), Phono Plug
- 3837 BNC (f)/Tini Plug
- 4043 Adapter, BNC(M), Phono Jack
- 4267 BNC (f)/Microplug
- 5319 BNC Female to Phono Plug
- 4054 BNC (m) to Phono Jack Adapter
- 4719 BNC (f)/Bantam Plug
- 5008 BNC (f)/.090 Video Plug
- 6519 BNC TO Mini-WECO Adapter
- 3840-75 BNC (m) Resistor Terminator Plug, 75Ω

Universal Adapter Cable



Model#	Length
5749-24	24in (0.6m)
5749-36	36in (0.9m)
5749-48	48in (1.2m)
5749-60	60in (1.5m)
5749-72	72in (1.8m)

Make cable assemblies with any of the adapters in the universal adapter kits.

Coaxial LAN Test Accessory Kit

Model# 6201



An assortment of products to test or troubleshoot coaxial cable local area networks.


Kit contains: two 50Ω BNC Cables, Male to Male and Male to Female; 2 break-outs, BNC (M) to minigrabber® test clips and BNC (M) to minigrabbers; 3 BNC (M) termination plugs for 50, 75, and 100 Ω impedance; 8 BNC and type N adapters, BNC (F-F), BNC T (F-M-F), BNC Rt angle (M-F), BNC (M-M), BNC (F)/Type N (M), BNC (M)/Type N (F), Type N (F-F), and Type N (M-M); and 2 Type N (M) termination plugs for 50 and 75 Ω impedance.



*see rating message at start of section.

BNC Female to Double Stacking Banana Plug

Model# 1269



Rating: Hands free testing in controlled voltage environment: 500 Vrms*, +122°F (+50°C) max.
Material: Banana Plug Jack: brass; Spring: heat treated berylliumcopper; Finish: nickel plating.

4mm Safety Banana Jack to 2mm Banana Plug Adapter


Model#	Color
72914-02	Set, Black and Red
72914-0	10 pack, Black
72914-2	10 pack, Red



Accepts 4mm safety-sheathed banana plugs.
Rating: 33 Vac / 70 Vdc, 36A.

BNC Male to Double Stacking Banana Plug


Model# 1270



Rating: Hands free testing in controlled voltage environment: 500 Vrms*, +122°F (+50°C) max.
Material: Banana Plug Jack: brass; Spring: heat treated berylliumcopper; Finish: nickel plating.

BNC Female to Stackable Binding Posts


Model# 1452



Rating: Hands free testing in controlled voltage environment: 500 Vrms*, +122°F (+50°C) max.

BNC Female to Double Banana Plug


Model# 1468



4 solder turrets provide access between BNC and isolated banana plugs.
Rating: Hands free testing in controlled voltage environment: 500 Vrms*, +131°F (+55°C) max.
BNC: isolated from Banana Plugs.
Material: Banana Plug Jack: brass; Spring: heat treated berylliumcopper; Finish: nickel plating.

BNC Male to Stackable Isolated Binding Posts with 4 Terminals


Model# 1469



4 solder turrets for component attachments.
 Use to make your own attenuator, balun, or filter.
Rating: Hands free testing in controlled voltage environment: 500 Vrms*, +131°F (+55°C) max.

Insulated BNC (m) to 2 male banana 4 mm plugs

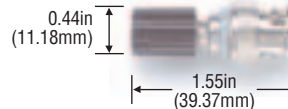
Model# 72910



Rating: 500V Cat I, 150V Cat II.

BNC Male with Binding Post


Model# 3430-*



Rating: Hands free testing in controlled voltage environment: 500 Vrms*, +239°F (+115°C) max.
***Std. Colors:** -0 Black, -2 Red.

Insulated BNC (f) to 2 male banana 4 mm plugs


Model# 72911



Rating: 500V Cat I, 150V Cat II.

BNC Female to Single Banana Plug


Model# 1894



Rating: Hands free testing in controlled voltage environment: 500 Vrms*, +122°F (+50°C) max.

BNC Female to Miniature Double Banana Plug


Model# 3269



Allows a BNC male to be used with equipment having 0.50in (12.70mm) spaced miniature banana jacks.
Rating: Hands free testing in controlled voltage environment: 500 Vrms*, +122°F (+50°C) max.

BNC Male to Stackable Binding Posts


Model# 1296



Rating: Hands free testing in controlled voltage environment: 500 Vrms*, +122°F (+50°C) max.

BNC Male to Miniature Stackable Binding Posts


Model# 3296



Binding posts also accept miniature double banana plugs.
Rating: Hands free testing in controlled voltage environment: 500 Vrms*, +122°F (+50°C) max.

BNC Female to Single Banana Plug with Ground Lead

Model# 4684




Use with equipment having banana plugs or binding posts with non-standard spacing.

18 AWG Ground wire, 2.5in (63.50mm) long.

Rating: Hands free testing in controlled voltage environment: 500 Vrms*, +131°F (+55°C) max.

BNC Male/Female with DC-Blocking Series Capacitor

Model# 5297



Use for sensitive RF measurements.

Rating: Hands free testing in controlled voltage environment: 500 Vrms*, +216°F (+102°C) max.

Capacitor: 1000 pF, 600 Vdc.

Type N Male Terminator Plugs

Model#	Ω
4240-50	50
4240-75	75

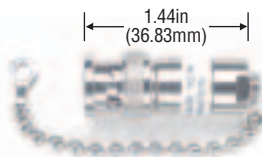


Rating: Frequency Range DC to 500 MHz, Power: 1W @ 158°F (70°C) max.

Accuracy: 1%.

BNC Male Terminator Plugs

Model#	Ω
3840-50	50
3840-75	75
3840-93	93
3840-100	100
3840-600	600

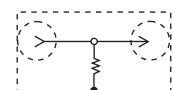


Rating: Frequency Range DC to 500MHz, Power .5W @ 158°F (70°C) max.

Accuracy: 1%.

BNC Feed-Thru Termination

Model#	Ω
4119-50	50
4119-75	75
4119-93	93
4119-600	600



Rating: 2W Carbon film resistor.

Accuracy: 2%.

Frequency Range: DC to 500 MHz, +216°F (+102°C) max.

BNC 50Ω Attenuator

Model#	dB
4108-3dB	3dB
4108-6dB	6dB
4108-10dB	10dB
4108-14dB	14dB
4108-20dB	20dB



Rating: 2W Avg. @ 77°F (25°C) max.

50Ω impedance. Metal film resistor attenuator.

BNC In-Series Resistor Attenuator

Model#	Ω
4391-25	25
4391-50	50
4391-75	75
4391-600	600



Rating: Frequency Range DC to 500 MHz, +216°F (+102°C) max.

Add series resistance to coaxial lines.

1%, 2W, non-inductive film resistor.

BNC to Banana Plug and Binding Post Adapter Kit

Model# 5510



An assortment of many of Pomona's most popular BNC

Kit contains one each:
 BNC Female to Stacking Double Banana Plug
 BNC Male to Stacking Double Banana Plug
 BNC Male to Stackable Binding Posts
 BNC Female to Stackable Binding Posts
 BNC Female to Female
 BNC Male to Male adapters.

BNC 50Ω Attenuator Kit

Model# 5513



Kit contains five Model 4108 BNC 50Ω attenuators, one each of 3dB, 6dB, 10dB, 14dB and 20dB.

(Same as Model 4108).

BNC Male Terminator Plug Kit

Model# 5512



Kit contains five BNC Male terminator plugs for 50, 75, 93, 100, and 600 Ω impedance.

(Same as Model 3840 below.)

*see rating message at start of section.

50Ω BNC Straight RF Plugs




Fig. 1: Compression Style




Fig. 2: Crimp Style




Fig. 3: Crimp Style

Rating: Hands free testing in controlled voltage environment: 500 Vrms.

BNC: Body: tarnish resistant nickel-plated brass; Center Contact: male: gold-plated brass; female: gold-plated beryllium copper; Dielectric: PTFE.

***Performance:** 4 GHz with VSWR of 1.3 maximum from 0 to 4GHz.

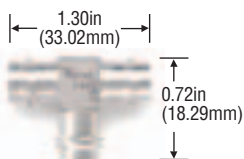
7035 and 7037: Use with crimp die set model 7278, crimp tool model 7277.

7040 and 7041: Use with crimp die set model 7279, crimp tool model 7277.

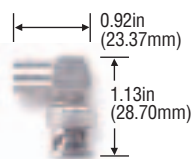


Model#	Type	Special Features	Fig.	Cable Group	RG /U BNC
4488	BNC (m)	50Ω Impedance	1	142, 142A, 142B, 223, 58, 5B, 5BA, 5BC, 8C, 141, 141A	
4997	BNC (m)	50Ω Impedance	1	RG58 only	
5079	BNC (m)	75Ω Impedance	1	59, 59A, 59B, 62, 62A, 62B, 62C, 210	
5286	BNC (m)		2	59, 59A, 59B, 62, 62A, 62B, 62C, 210	
5307	BNC (m)	50Ω Impedance Crimp	1	174, 174A, 179B, 187, 187A, 188, 188A, 316	
5285	BNC (m)		2	58, 58A, 58C, 141, 141A	
5344	BNC (f)		3	58, 58A, 58C, 141, 141A	
7035*	BNC (m)		2	RG55A, 142, 142A, 223, 400	
7037*	BNC (m)		2	RG58, 58A, 58C, 141, 141A	
7040*	BNC (m)		2	RG174, 188, 188A, 316	
7041*	BNC (m)		2	RG179, 179B, 187, 187A, 174, 188, 188A, 316	
7207*	BNC (m)	1	RG-223		


BNC Within Series Adapters




3284



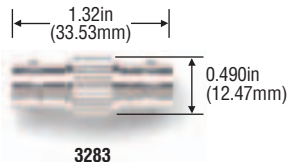
3534




6700



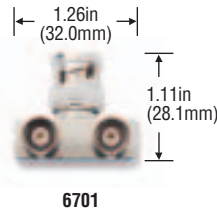
3285




3283




4896



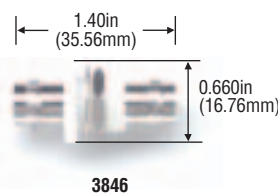
6701



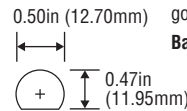
3533



3847
See Cutout



3846
See Cutout



Panel Cut-Out
for 3846/3847

Model#	Type	Special Features
3283	BNC (f/f)	
3533	BNC (m/m)	
3285	BNC (f/m/f)	
3284	BNC (f/f/f)	
4896	BNC (m/f/f)	
3534	BNC (f/m)	Right Angle
3847	BNC (f/f)	Hermetically Sealed (b)
3846	BNC (f/f)	Isolated Ground (a)
6700	BNC (f/m/f)	In-line
6701	BNC (f/m/f)	Right Angle

Notes: (a) Mounting hardware is isolated from outer conductor of BNC, (b) Leakage rate less than 10⁻⁷ cc/sec of tracer gas at one atmosphere.

Rating: Hands free testing in controlled voltage environment: 500 Vrms*, -85°F to +329°F (-65°C to +165°C).

Impedance: 50Ω.

BNC: Shell: tarnish resistant nickel-plated brass; Center Contact: male: gold-plated brass; female: gold-plated beryllium copper; Dielectric: PTFE.

Bandwidth: to 4 GHz.

BNC Within Series

Model# 5511

An assortment of Pomona's popular BNC within series adapters.

Kit contains one each:

- BNC Female to Female 3283
- BNC T (Female/Female/Female) 3284
- BNC T (Female/Male/Female) 3285
- BNC Male to Male 3533
- BNC Right Angle Male to Female 3534
- BNC T (Male /Female/Female) 4896



BNC Shorting Cap or Dust Cap

Model#	Type
5085	Shorting cap
3839	Dust cap



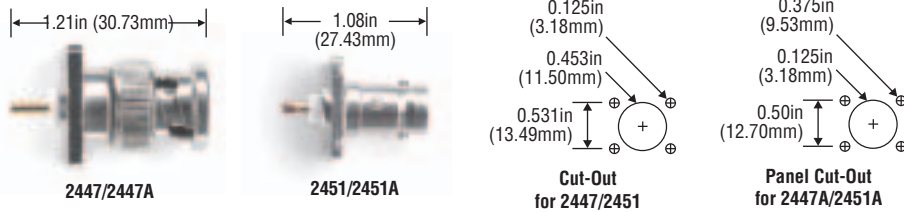
Shorting cap provides protection and supplies a short across an input.

Dust cap protects sensitive instrument inputs and is non-shortng.

Tarnish resistant plating.

3in (76.20mm) long chain.


BNC Panel Receptacles – 50Ω



Model#	Type	Special Features
2447	BNC (m)	0.531in (13.46mm) hole
2451	BNC (f)	spacing ctr. to ctr.
2447A	BNC (m)	0.50in (12.70mm) hole
2451A	BNC (f)	spacing ctr. to ctr.

BNC: Shell: tarnish resistant nickel-plated brass; *Center Contact:* male: gold-plated brass; female: gold-plated beryllium copper; *Dielectric:* PTFE .

BNC Female PCB Mount




Model#	Type	Material	Ω
4578	Vertical BNC		50Ω
4788	R/A BNC	Brass	50Ω
6717	Dual R/A BNC	White Valox	50Ω
6718	Dual R/A BNC	White Valox	75Ω
7073*	Straight	Brass	50Ω

Rating: Hands free testing in controlled voltage environment: 500 Vrms*, Impedance: 50Ω, -85 to +329°F (+165 to -65°C)

BNC: Body: tarnish resistant nickel-plated brass; *Contact:* gold-plated beryllium copper. *Dielectric:* PTFE.

***Performance:** 4 GHz with Vswr of 1.3 maximum from 0 to 4GHz.

BNC Bulkhead Receptacles – 50Ω

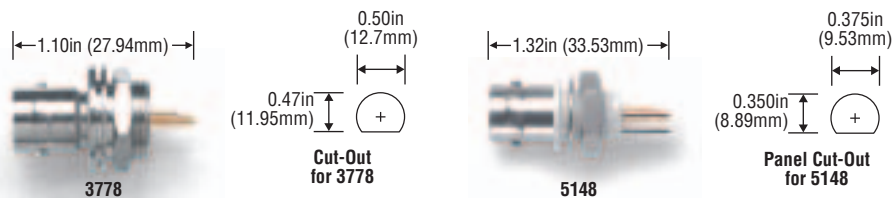


Model#	Type	Special Features	Max. Panel Thickness
4160	BNC (f)		0.10in (2.54mm)
4159	BNC (f)	Hermetically Sealed*	0.37in (9.40mm)
4979	BNC (m)		0.19in (4.83mm)

* Leakage rate less than 10⁻⁷ cc/sec of tracer gas at one atmosphere.

BNC: Body: tarnish resistant nickel-plated brass; *Center Contact:* male: gold-plated brass; female: gold-plated beryllium copper (except as noted); *Dielectric:* PTFE.

Isolated Ground BNC Female Bulkhead Receptacles




Model#	Special Features	Max. Panel Thickness
3778	50Ω Teflon Insulation	0.175in (4.45mm)
5148	50Ω Valox Insulation	0.18in (4.57mm)

BNC: Body: tarnish resistant nickel-plated brass; *Center Contact:* male: gold-plated brass; female: gold-plated beryllium copper.

Mounting hardware is isolated from outer conductor of BNC.

*see rating message at start of section.

BNC Male with Strain Relief Boot



Make your own cable with strain relief.
5076: Black boot with nut only.

For use with connectors using a 7/16-28 clamp nut. Simply replace supplied nut with the one on the boot.

Rating: Hands free testing in controlled voltage environment: 500 Vrms*, +122°F (+50°C) max.

Model#	Fits Cable	
	Types	For Cable O.D.
5066-*	RG 58, 141	0.185in - 0.200 (4.70mm - 5.08mm)
5068-*	RG 174, 187, 188	0.090in - 0.110in (2.29mm - 2.79mm)
5076-*	RG 58, 141	0.185in - 0.200in (4.70mm - 5.08mm)

*Specify color

Strain Relief Boot

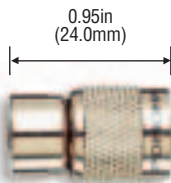


Rating: +122°F (+50°C) Max.
Use with crimp type connectors.
Sold in packages of 10.

Model#	Fits Cable		Colors
	Types	For Cable O.D.	
5155-*	RG 58, 141	0.185in - .200 (4.70mm - 5.08mm)	-0 Black, -2 Red
5156-*	RG 59, 62, 210	0.237in - .247in (6.02mm - 6.27mm)	-0 Black -2 Red
5157-*	RG 174, 187, 188	0.090in - .110in (2.29mm - 2.79mm)	-0 Black

*Specify color

TNC Style RF Plugs and Jacks



Frequency Range: 11 GHz with VSWR of 1.3 maximum from 0 to 11GHz.

Impedance: 50Ω.

TNC: Shell: tarnish resistant nickel-plated brass; Contact: male: gold-plated brass; female: gold-plated heat treated beryllium copper; Dielectric: PTFE.

7049: Use with crimp die set model 7278, crimp tool model 7277.


7063 and 7064: Use with crimp die set model 7278, crimp tool model 7277.

7066: Use with crimp die set model 7279, crimp tool model 7277.



Model#	Type	Special Features	Cable Group RG /U
7048	TNC (m)	50Ω Captive	RG58, 58A, 58C, 141, 141A, 55A, 142, 142A, 223, 499
7049	TNC (m)	50Ω Crimp and Captive	RG55A, 142, 142A, 223, 400
7050	TNC (m)	50Ω Crimp and Captive	RG58, 58A, 58C, 141, 141A, 55A, 142, 142A, 223, 499
7063	TNC (f)	50Ω Bulkhead Receptacle, Crimp	RG55, 142, 223, 400
7064	TNC (f)	50Ω Panel Receptacle, Crimp	RG58, 58A, 58C, 141, 303, LMR195, Belden 7806A
7065	TNC (f)	50Ω Bulkhead Receptacle, Solder	RG174, 188A, 316, B7805A
7066	TNC (f)	50Ω Bulkhead Receptacle, Crimp	RG174, 188A, 316, B7805A

SMA Connector




Model#	Fits Cable Types
4804	RG174, RG179, RG187
4805	RG188, RG316
4859	RG55, RG142

Supplied with center conductor and sleeve.

Impedance: 50Ω.

SMA: Shell: passivated steel; Dielectric: PTFE.

SMA Male Terminator Plug



Model# 4286

Rating: Hands free testing in controlled voltage environment: 335 Vrms*.

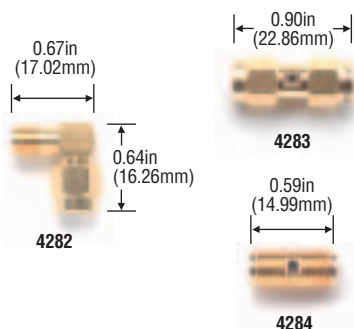
Impedance: 50Ω 1/2 W, 1%.

VSWR: 1.25 max. to 18GHz, 1/2 W, 85°F to +329°F (65°C to +165°C).

Resistor Terminator.

Gold-plated stainless steel with Teflon insulation.

SMA within Series Adapters

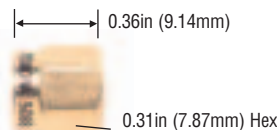


Model#	Type
4282	SMA (f) to (m), Rt. Angle
4283	SMA (m) to (m)
4284	SMA (f) to (f)

SMA: Shell: gold-plated brass; Center Contacts: gold-plated brass; Dielectric: PTFE.

Frequency Range: 4283, 4284: 186GHz; 4282: 12GHz.

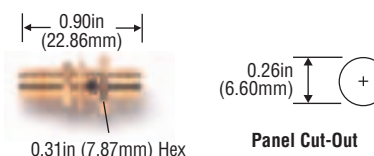
SMA Shorting Cap



Model#	Outer Shell
5088	Gold Plated

Screw onto SMA female. Protects sensitive instrument inputs or provides a necessary reference short. Gold-plated steel center contact.

SMA Bulkhead



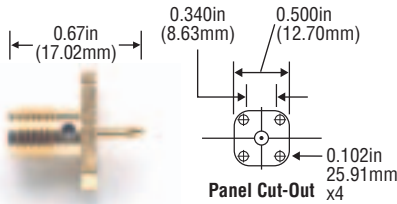
Model#	Type
4285	SMA (f) to (f)

SMA: Shell: gold plated brass; Center Contacts: gold plated brass; Dielectric: PTFE.

Panel Cut-Out

SMA Female Panel Receptacle

Model# 4850



Rating: Hands free testing in controlled voltage environment: 335 Vrms*, -85°F to +329°F (-65°C to +165°C).

Impedance: 50Ω.

SMA: Body: gold-plated stainless steel; Center Contact: gold-plated beryllium copper; Dielectric: PTFE.

Flange thickness: 0.065in (1.65mm).

SMB Cable Plugs/Jacks

Model#	Type
5375	SMB (f) Connector Crimp Type
5379	SMB (m) Connector Crimp Type
Fit Cable Types	RG 174, 179, 187, 188, 316



5375



5379

These SMB (Subminiature "B") connectors snap together for quick assembly.

Rating: Hands free testing in controlled voltage environment: 335 Vrms*, -85°F to +329°F (-65°C to +165°C).

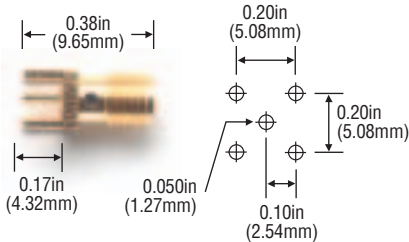
Impedance: 50Ω.

Frequency Range: DC to 4GHz.

SMB: Shell: tarnish resistant nickel-plated brass; Contact: male: gold-plated brass; female: gold-plated beryllium copper; Dielectric: PTFE.

SMA PCB Mounting Female

Model# 4959




Rating: Hands free testing in controlled voltage environment: 335 Vrms*, -85°F to 329°F (-65°C to +165°C).

Impedance: 50Ω.

SMA: Body: gold-plated stainless steel; Center Contact: gold-plated beryllium copper; Dielectric: PTFE.

Panel Cut-Out

Type N Straight RF Plugs and Jacks



Model#	Type	Special Features	Cable Group RG_/U	Performance
7057	N (m)	50Ω Crimp	RG55, 142, 223, 400	11 GHz with Vswr of 1.3 maximum from 0 to 11 GHz
7058	N (m)	50Ω Compression Style	58, 58A, 58C, 141, 141A	
6767	N (m)	75Ω Plug, Crimp	RG59	3 GHz with Vswr of 1.1 maximum from 0 to 1 GHz and 1.35 from 1 to 3 GHz
6768	N (f)	75Ω Jack, Crimp	RG59	

N: Body: bronze-plated white brass; Center Contact: male: gold-plated brass; female: gold-plated heat treated beryllium copper; Dielectric: PTFE.

7057: Use with crimp die set model 7281, crimp tool model 7277.

Type N Connectors

Model#	Type	Description
4787	N (m)	Cable connection for RG58 and 142, 223, 141



N: Body: bronze-plated white brass; Center Contact: male: gold-plated brass; female: gold-plated beryllium copper; Dielectric: PTFE.

Impedance: 50Ω .

Rating: Hands free testing in controlled voltage environment: 1,000 Vrms*.

Type N Male Terminator Plugs

Model#	Ω
4240-50	50
4240-600	600




Rating: Frequency Range DC to 500 MHz, Power: 1W @ 158°F (70°C) max.

Accuracy: 1%.

*see rating message at start of section.

Type N RF Panel Mount

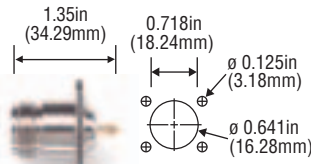
Model#	Type	Ω	Performance
6769	N (f)	75 Ω	3GHz with VSWR of 1.1 maximum from 0 to 1GHz and 1.35 from 1 to 3GHz
7074	N (f)	50 Ω	11GHz with VSWR of 1.3 maximum from 0 to 11GHz



Material: Body: bronze-plated white brass; Contacts: female (6769): gold-plated heat treated beryllium copper; female (7074): gold plated (30 micro-inches) brass; Dielectric: PTFE.

Type N Panel Mount Receptacle

Model#	Type
2455	N (f)
4956	N (f)



2455

Panel Cut-Out for 2455

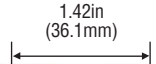
N: Body: bronze-plated white brass; Center Contact: female: gold-plated beryllium copper; Dielectric: PTFE.

Impedance: 50 Ω .

Rating: Hands free testing in controlled voltage environment: 1,000 Vrms*.

Type N RF Adapter

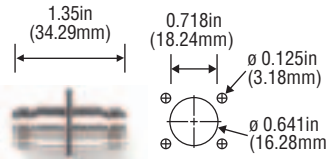
Model#	Type
6770	N (f/f)
6771	N (m/m)
6772	N (f/f/f)



Performance: 3GHz with VSWR of 1.1 maximum from 0 to 1GHz and 1.35 from 1 to 3GHz

N: Body: bronze-plated white brass; Contacts: female: gold-plated heat treated beryllium copper; male: gold-plated brass; Dielectric: PTFE.


Impedance: 75 Ω .



4956

Panel Cut-Out for 4956

Type N Adapters



3841

3842

3843

5089


Model#	Type
3841	N (f/f)
3842	N (m/m)
3843	N (f/m)
5089	N (f/f/f)

N: Body: bronze-plated white brass; Center Contact: male: gold-plated brass; female: gold-plated beryllium copper; Dielectric: PTFE.

Impedance: 50 Ω .

Rating: Hands free testing in controlled voltage environment: 1,000 Vrms*.

Triaxial Cable Plugs and Jacks



3600/5056
(Mates with 3850 and 4388)

4661


5218
(Mates with 5219)

Panel Cut-Out for 4661

Model#	Lugs	Max. Panel Thickness	Fits Cable Types
3600	2 Lug (m)		Belden twinaxial 9272 0.242in (6.15mm) O.D.
4661	2 Lug (f)	0.14in (3.56mm)	Microdot 293-3930 0.175in (4.45mm) O.D.
5056	2 Lug (m)		Belden triaxial 9222 0.242in (6.15mm) O.D.
5218	3 Lug (m)		

Triaxial: Body/Fittings: tarnish resistant nickel-plated brass; Center Contact: male: gold-plated brass; female: gold-plated beryllium copper; Outer Contact: gold-plated beryllium copper; Dielectric: PTFE.

Triaxial Adapters



5290

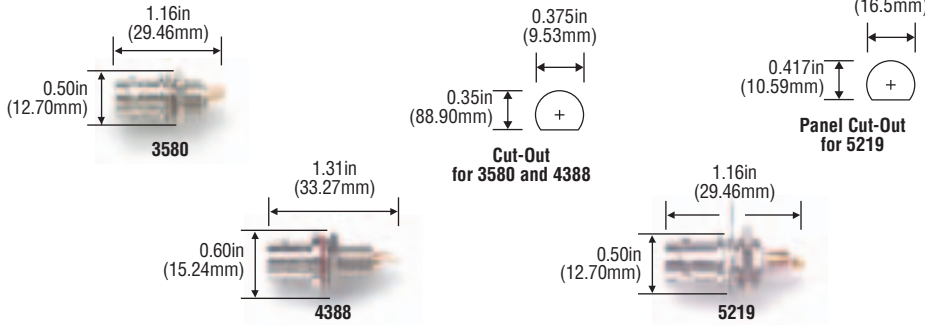
5178

Cut-Out for 5178

Model#	Lugs	Max. Panel Thickness
5178	2 Lug (f)	0.25in (6.35mm)
5290	2 Lug (f)	

Triaxial: Body/Fittings: tarnish resistant nickel-plated brass; Center Contact: female: gold-plated beryllium copper; Outer Contact: gold-plated beryllium copper; Dielectric: PTFE.

Triaxial Female Bulkhead Receptacles



Model#	Lugs	Max. Panel Thickness
3580	2 lug (f)	0.25in (6.35mm)
4388	2 lug (f) Hermetically Sealed (a)	0.25in (6.35mm)
5219	3 lug (f)	0.14in (3.56mm)

Note: (a) Leakage less than 10⁻⁷ cc/sec tracer gas at one atmosphere.

Triaxial: *Body/Fittings:* tarnish resistant nickel-plated brass; *Center Contact:* female: gold-plated beryllium copper; *Outer Contact:* gold-plated beryllium copper; *Dielectric:* PTFE.


Twinax Cable Plug

Model# 4957

Use on twinaxial cable types RG108 and Belden 9272.
Polarized Contact (One Male, One Female).

Rating: *Hands free testing* in controlled voltage environment: 500 Vrms*, -85 to +329°F (-65 to +165°C).

Material: *Body:* tarnish resistant nickel-plated brass; *Contact:* male: gold-plated brass; female: gold-plated beryllium copper; *Dielectric:* PTFE.



Twinax Bulkhead Receptacle

Model#

Max. Panel Thickness


4958

0.13in (3.30mm)

Rating: *Hands free testing* in controlled voltage environment: 500 Vrms*, -85 to +329°F (-65 to +165°C).

Polarized Contact (One Male, One Female).

Material: *Body:* tarnish resistant nickel-plated brass; *Contact:* male: gold-plated Bbrass; female: gold-plated beryllium copper; *Dielectric:* PTFE.



Panel Cut-Out


Crimp Tools



Model#	Type	Features
7277	Crimp Tool (handle only)	Professional grade crimp tool handle for consistent crimping. Accommodates multiple cable sizes. Ratchet style locking with cushioned grips for easy handling. Body is high carbon steel tool; steel is powder coated
7278	Crimp, Die Set RG 55/58/59/62/141/142/223/303/400	Professional grade precision die set. Cavity dimensions are 0.255 in, 0.213 in and 0.068 in. Easily interchangeable. Use with Pomona Crimp Tool 7277
7279	Crimp, Die Set RG 174/178/179/180/187/188/195/196/316	Professional grade precision die set. Cavity dimensions are 0.178 in, 0.128 in and 0.068 in. Easily interchangeable. Use with Pomona Crimp Tool 7277
7280	Crimp, Die Set RG 6/59/Belden 8281	Professional grade precision die set. Cavity dimensions are 0.324 in, 0.255 in, 0.068 in and 0.042 in. Easily interchangeable. Use with Pomona Crimp Tool 7277
7281	Crimp, Die Set 5 Cavity RG 58/59 N, BNC, TNC, SMA	Professional grade precision die set. Cavity dimensions are 0.255 in, 0.213 in, 0.100 in, 0.068 in and 0.052 in. Easily interchangeable. Use with Pomona Crimp Tool 7277.
7282	Crimp, Die Set for sizes 7.11 mm, 6.60 mm, 1.78 mm, 1.02 mm (0.28 in, 0.26 in, 0.07 in, 0.04 in)	Professional grade precision die set. Cavity dimensions are 0.278 in, 0.255 in, 0.068 in and 0.022 in. Easily interchangeable. Use with Pomona Crimp Tool 7277

*see rating message at start of section.

SMA to BNC



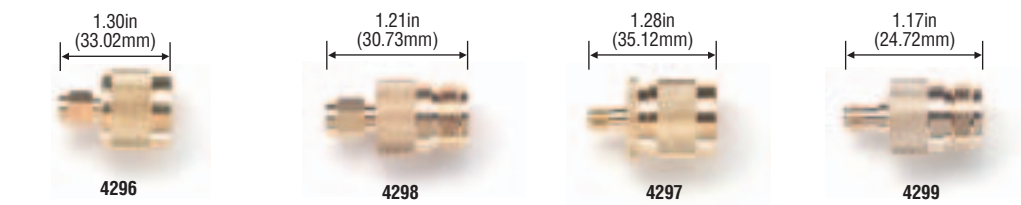
Model#	Type
4288	SMA (m) to BNC (m)
4290	SMA (m) to BNC (f)
4289	SMA (f) to BNC (m)
4291	SMA (f) to BNC (f)

Rating: Hands free testing in controlled voltage environment: 335 Vrms*.

Impedance: 50Ω.

SMA: Shell: gold-plated brass; Center Contacts: gold-plated brass; Dielectric: PTFE.

SMA to Type N




Model#	Type
4296	SMA (m) to type N (m)
4298	SMA (m) to type N (f)
4297	SMA (f) to type N (m)
4299	SMA (f) to type N (f)

Rating: Hands free testing in controlled voltage environment: 335 Vrms*.

Impedance: 50Ω.

Material: Shell: gold-plated brass; Center Contacts: gold-plated brass; Dielectric: PTFE.

SMA to TNC



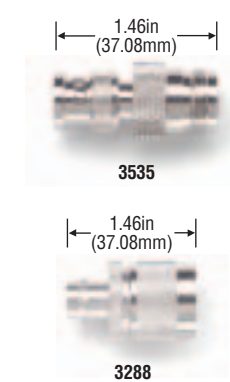
Model#	Type
4292	SMA (m) to TNC (m)
4294	SMA (m) to TNC (f)
4293	SMA (f) to TNC (m)
4295	SMA (f) to TNC (f)

Rating: Hands free testing in controlled voltage environment: 335 Vrms*.

Impedance: 50Ω.

Material: Shell: gold-plated brass; Center Contacts: gold-plated brass; Dielectric: PTFE.

Type N to BNC



Model#	Type	Special Features
3535	BNC (m)/N (f)	
3288	BNC (f)/N (m)	Beryllium Copper Male Contact

Rating: 500 Vrms max., -85 to +325°F (-65 to +165°C) (except as noted).

Impedance: 50Ω (except as noted).

N: Shell: tarnish resistant nickel-plated brass; Center Contact: male: gold-plated brass; female: gold-plated beryllium copper (except as noted); Dielectric: PTFE.

UHF to BNC



Model#	Type	Special Features
3287	BNC (m)/UHF (f)	Phos. Bronze Contact Nonconstant Impedance
3286	BNC (f)/UHF (m)	Nonconstant Impedance

Rating: Hands free testing in controlled voltage environment: 335 Vrms*, -85 to +325°F (-65 to +165°C) (except as noted).

Impedance: 50Ω (except as noted).

UHF: Shell: tarnish resistant nickel-plated brass; Center Contact: male: gold-plated brass; female: gold-plated beryllium copper (except as noted); Dielectric: PTFE.

BNC to TNC

Model#	Type
3844	BNC (f)/TNC (m)



Rating: *Hands free testing* in controlled voltage environment: 500 Vrms*, -85°F to + 325°F (-65°C to +165°C) (except as noted).

Impedance: 50Ω (except as noted).

BNC: *Shell:* tarnish resistant nickel-plated brass; *Center Contact:* male: gold-plated brass; female: gold-plated beryllium copper (except as noted); *Dielectric:* PTFE.

TNC Female/Female Adapter

Model#	Type
4940	TNC (f/f)



Impedance: 50Ω.

Rating: *Hands free testing* in controlled voltage environment: 500 Vrms*.

TNC: *Body:* tarnish resistant nickel-plated brass; *Center Contact:* gold-plated beryllium copper.

BNC to F



6779



6780



6781



6782

Model#	Type
6779	BNC (m)/F (f)
6780	BNC (f)/F (f)
6781	F (m)/BNC (f)
6782	BNC (m)/F (m)

BNC: *Shell:* tarnish resistant nickel-plated brass; *Center Contact:* male: gold-plated brass; female: gold-plated beryllium copper (except as noted); *Dielectric:* PTFE.


Triaxial to BNC




5299



5298



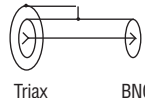
5090



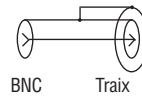
5300

Model#	Description
5299	3 Lug Triax (f)/BNC (m) adapter
5298	2 Lug Triax (f)/BNC (m) adapter
5090	BNC (f)/2 Lug Triax (m) adapter
5300	BNC (f)/3 Lug Triax (m) adapter

Triaxial: *Body:* tarnish resistant nickel-plated brass; *Center Contact:* male: gold-plated brass; female: gold-plated beryllium copper; *Outer Contact:* gold-plated beryllium copper; *Dielectric:* PTFE.





Triax BNC



BNC Triax

Triaxial shell is shorted to outer shield

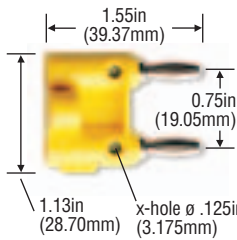


*see rating message at start of section.

Banana Plugs and Jacks

Just need a reliable plug or jack? Making your own test set? Pomona Electronics' selection is designed to meet demanding electrical characteristics. Nickel-plated plugs feature brass bodies and one-piece heat-treated beryllium copper springs with nylon or ABS insulation. Choose Pomona for the reliable and dependable connections your work demands.

Double Banana Plug with Wire Guide, Stackable, Solderless




Model#	Plating	Insulation	*Std. Colors
MDP-*	Nickel	ABS	-0 Black, -1 Brown, -2 Red, -3 Orange, -4 Yellow, -5 Green, -6 Blue, -7 Violet, -8 Gray, -9 White
4892-*	Gold	ABS	-0 Black, -2 Red
4898-*	Nickel	Polyphenylene Sulfide	-0 Black, -6 Blue
4914	set screws 8-32 x 0.210in (5.33mm), 100/pk		

Set screws secure wire. Simplifies cable construction or component mounting. Accepts cables to 0.22in (5.59mm) dia. max., (18-22 AWG wire).

Material: Banana Plug/Jack: brass; Spring: heat treated beryllium copper; finish: nickel plating.

Rating: Hands free testing in controlled voltage environment: 5000 Vdc; For CE compliance: not intended for hand held use at voltages above 33 Vrms/70 Vdc, 15A, +122°F (+50°C) (Model 4898, +302°F (+150°C) max.).

Double Banana Plug with Shorting Bar



Model# MDP-S-*

Banana plugs internally shorted with #18 AWG wire.

X-hole accepts standard banana plug.

Material: Banana Plug/Jack: brass; Spring: heat treated beryllium copper; Finish: nickel plating; Insulation: ABS.

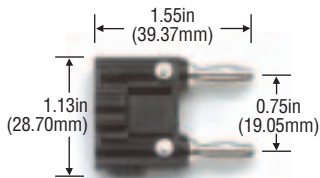
Rating: Hands free testing in controlled voltage environment: 5000 Vdc; For CE compliance: not intended for hand held use at voltages above 33 Vrms/70 Vdc, 15A, +122°F (+50°C) max.

*Std. Colors: -0 Black, -2 Red, -9 White.

Model# 4914

Set screws 8-32 x 0.210in (5.33mm), 100/pk

Double Banana Plug with Solder Turret Terminals



Model# MDP-ST

Similar to MDP above except with bright tin plated solder turrets. Accepts cables to 0.215in (5.46mm) dia. max.

Material: Banana Plug/Jack: brass; Spring: heat treated beryllium copper; Finish: nickel plating; Insulation: polypropylene.

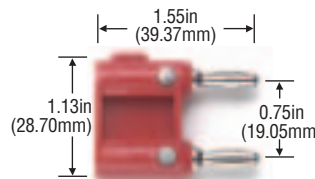
Rating: Hands free testing in controlled voltage environment: 5000 Vdc; For CE compliance: not intended for hand held use at voltages above 33 Vrms/70 Vdc, 15A, +131°F (+55°C) max.

Color: Black

Model# 4914

Set screws 8-32 x 0.210in (5.33mm), 100/pk

Double Banana Plug, Stackable, Solderless



Model# 1330-*

Similar to MDP without cable loop.

Features recess for mounting small components with set screws.

Model 1330 has setscrews like MDP.

Material: Banana Plug/Jack: brass; Spring: heat treated beryllium copper; Finish: nickel plating; Insulation: ABS.

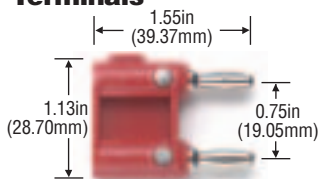
Rating: Hands free testing in controlled voltage environment: 5000 Vdc; For CE compliance: not intended for hand held use at voltages above 33 Vrms/70 Vdc, 15A, +122°F (+50°C) max.

*Std. Colors: -0 Black, -2 Red.

Model# 4914

Set screws 8-32 x 0.210in (5.33mm), 100/pk.

Double Banana Plug with Solder Turret Terminals



Model# 1330-ST-*


Similar to Model 1330 above, but features bright tin plated solder turrets.

Material: Banana Plug/Jack: brass; Spring: heat treated beryllium copper; Finish: nickel plating; Insulation: polypropylene.

Rating: Hands free testing in controlled voltage environment: 5000 Vdc; For CE compliance: not intended for hand held use at voltages above 33 Vrms/70 Vdc, 15A, +122°F (+50°C) max.

*Std. Colors: -0 Black, -2 Red.

Single Banana Plug Splice



Model# 1829-*

Provides rapid method for splicing single banana plug patch cords.

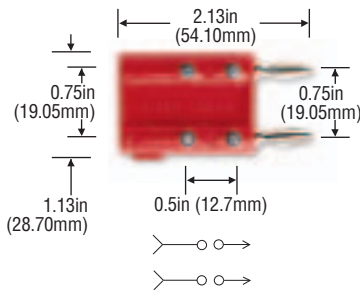
Rating: Hands free testing in controlled voltage environment: 5000 Vdc; For CE compliance: not intended for hand held use at voltages above 33 Vrms/70 Vdc, 15A, +55°C (+131°F) max.

*Std. Colors: -0 Black, -2 Red.

Sold in pkgs. of 10.

Isolated Double Banana Plug with Four Solder Terminals


Model# MDP-X



Use to make your own attenuator, balun or filter.
Jacks are isolated from plugs.
Material: Banana Plug/Jack: brass; Spring: heat treated beryllium copper; Finish: nickel plating; Insulation: polypropylene; Solder turrets; bright tin plated.
Rating: Hands free testing in controlled voltage environment: 2500 Vdc; For CE compliance: not intended for hand held use at voltages above 33 Vrms/70 Vdc, 15A, +131°F (+55°C) max.
Color: Red.

Triple Banana Plug, Stackable, Solderless

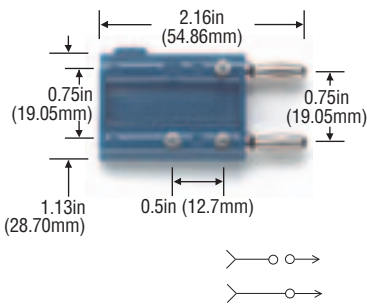
Model# 2970-*



Use for balanced line 2 conductor shielded cable assemblies. Accepts cables to 0.250in (6.35mm) dia. max., Setscrews secure wires.
Material: Banana Plug/Jack: brass; Spring: heat treated beryllium copper; Finish: nickel plating; Insulation: ABS.
Rating: Hands free testing in controlled voltage environment: 5000 Vdc; For CE compliance: not intended for hand held use at voltages above 33 Vrms/70 Vdc, 15A, +122°F (+50°C) max.
***Std. Colors:** -0 Black, -2 Red.

Isolated Double Banana Plug with Three Solder Terminals

Model# 1837



Use to make your own attenuator, balun or filter.
One jack is isolated.
Material: Banana Plug/Jack: brass; Spring: heat treated beryllium copper; Finish: nickel plating; Insulation: polypropylene; Solder turrets; bright tin plated.
Rating: Hands free testing in controlled voltage environment: 2500 Vdc; For CE compliance: not intended for hand held use at voltages above 33 Vrms/70 Vdc, 15A, +131°F (+55°C) max.
Color: Blue.

4mm Safety Banana Jack to Banana Plug Adapter

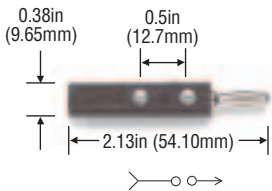
Model# 6728



Accepts safety-sheathed 4mm banana plug and adapts to standard banana plug.
Material: nickel plated brass.
Rating: For CE compliance: Not intended for hand held use at voltages above 33 Vrms/70 Vdc, -10 to +55°C.
***Std. Colors:** -0 Black, -2 Red.

Isolated Single Banana Plug with Two Solder Terminals


Model# 1390-*



Ideal for computers, lab circuit design and testing.
Jack is isolated from plug.
Material: Banana Plug/Jack: brass; Spring: heat treated beryllium copper; Finish: nickel plating; Insulation: polypropylene; Solder turrets; bright tin plated.
Rating: Hands free testing in controlled voltage environment: 2500 Vdc; For CE compliance: not intended for hand held use at voltages above 33 Vrms/70 Vdc, 15A, +131°F (+55°C) max.
***Std. Colors:** -0 Black, -2 Red.

Double Banana Plug Splice


Model# 1823-*



Provides rapid method for splicing cables.
Rating: Hands free testing in controlled voltage environment: 5000 Vdc; For CE compliance: not intended for hand held use at voltages above 33 Vrms/70 Vdc, 15A, +131°F (+55°C) max.
***Std. Colors:** -0 Black, -2 Red.

Single Banana Plug Splice

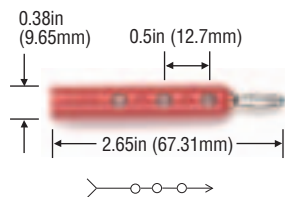
Model# 1829-*



Provides rapid method for splicing single banana plug patch cords.
Rating: Hands free testing in controlled voltage environment: 5000 Vdc; For CE compliance: not intended for hand held use at voltages above 33 Vrms/70 Vdc, 15A, +55°C (+131°F) max.
***Std. Colors:** -0 Black, -2 Red.

QUAD Stacking Plug

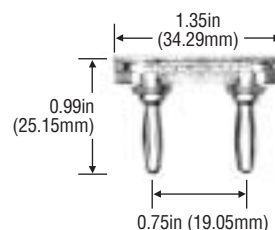
Model# 3364-*



Features one in-line stacking and three cross-stacking connections.
All jacks are connected to plug.
Material: Banana Plug/Jack: brass; Spring: heat treated beryllium copper; Finish: nickel plating; Insulation: ABS.
Rating: Hands free testing in controlled voltage environment: 5000 Vdc; For CE compliance: not intended for hand held use at voltages above 33 Vrms/70 Vdc, 15A, +122°F (+50°C) Max.
***Std. Colors:** -0 Black, -2 Red.

Insulated Double Banana Plug Shorting Bar

Model# 5145



Shorting bar is completely insulated in clear ABS thermoplastic.
Fits standard 0.166in (4.22mm) dia. banana jack.
Material: Banana Plug Body: brass; Spring: beryllium copper; Finish: nickel plating.
Rating: 15A, +122°F (+50°C) max., resistance less than 1.5mΩ.

Do-It-Yourself 4mm Stackable Banana Plug, Solder

Model# 6721

2.3in (58.4mm)



Build your own safety stacking leads with do-it-yourself safety-sheathed 4mm stackable banana plugs.

Material: Contacts: nickel-plated brass, Insulation: lucel acetal polymer.

Rating: IEC1010 1000V Category III**, 20A, 14 to 176°F (-10 to +95°C).

*Std. Colors: -0 Black, -2 Red.

** When plug is correctly assembled and terminated.

Do-It-Yourself Retractable Sheath Banana Plug

Model# Color

122505A Black

122506A Red

2.56in (65.02mm)



0.39in (9.90mm)

Do-It-Yourself Retractable Sheath Banana Plugs provide fast simple assembly and reliable performance.

Rating: For CE CAT II 300V, 150V CAT III.

Rating: Hands free testing in controlled voltage environment: 1000 Vrms, 20A, ≤ 2 mΩ.

Accepts 18-22 AWG wire.

Do-It-Yourself In-Line Sheathed (4mm) Banana Plug and Jack

3.01in (76.45mm)



6383

1.44in (36.58mm)



6384

Safety-rated plugs and jacks for use with any wire from 22 to 18 AWG with flexible insulation.

Attaches to wire by crimp or soldering.

Plugs fit most sheathed DMM jacks and DMM test leads to make up your own banana plug or jack test lead or jumper.

See mating panel jacks (6387 on page 32).

Material: Banana Plug/Jack: brass; Spring: heat treated beryllium copper; Insulation: Santoprene®.

Rating: CAT II 300V, 15A, +275°F (+135°C) max.

*Std. Colors: -0 Black, -2 Red, -02 Black and Red (2 per pkg).

*Sold in pkgs of 10.

Model#

6383-*

Plug

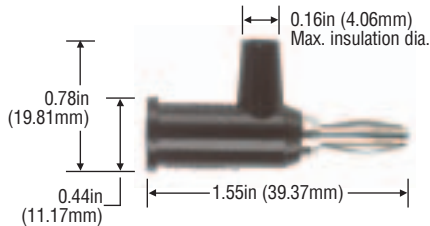
6383-02

6384-*

Jack

6384-02

Do-It-Yourself Solderless Stackup Banana Plug with Safety Shield



Internal set screw holds wire firmly.

Safety collar insulates exposed wire leads.

Accepts standard banana plug and fits 0.166in (4.22mm) dia. banana jack.


Material: Banana Plug/Jack: brass; Spring: heat treated beryllium copper.

Rating: Hands free testing in controlled voltage environment: 5000 Vdc; For CE compliance: not intended for hand held use at voltages above 33 Vrms/70 Vdc, 15A, +122°F (+50°C) max. (Model 4899, +302°F (+150°C) max.).

Accepts 18-22 AWG wire.

Model#	Plating	Insulation	Std. Colors
1825-*	Nickel	ABS	-0 Black, -1 Brown, -2 Red, -3 Orange, -4 Yellow, -5 Green, -6 Blue, -7 Violet, -8 Gray, -9 White. Sold in pkgs of 10
4897	Gold	ABS	-0 Black, -2 Red
4899	Nickel	Polyphenylene Sulfide	-0 Black, -6 Blue Sold in pkgs of 10
6545	Nickel	ABS	Pkg of 1 ea. of all 10 colors

Do-It-Yourself Solderless Stackup Banana Plug



4914 set screws 8-32 x 0.210 (5.33mm), 100/pk.

Internal set screw holds wire firmly.

Accepts standard banana plug, fits standard 0.166in (4.22mm) dia. banana jack.

Material: Banana Plug/Jack: brass; Spring: heat treated beryllium copper.

Rating: Hands free testing in controlled voltage environment: 5000 Vdc; For CE compliance: not intended for hand held use at voltages above 33 Vrms/70 Vdc, 15A, +122°F (+50°C) max. (Model 5230, +302°F (+150°C) max.).

Accepts 18-22 AWG wire.

Model#	Plating	Insulation	Std. Colors
1325-*	Nickel	ABS	-0 Black, -1 Brown, -2 Red, -3 Orange, 4 Yellow, -5 Green, -6 Blue, -7 Violet, -8 Gray, -9 White.
5406	Gold	ABS	-0 Black, -2 Red
5230	Nickel	Polyphenylene Sulfide	-0 Black, -6 Blue
6546	Nickel	ABS	Pkg. of 1 ea. of all 10 colors

*Sold in pkgs of 10.

Do-It-Yourself 4mm Right Angle Banana Plug

Model# 6729

1.28in (32.4mm)



Build your own safety leads with do-it-yourself safety-sheathed 4mm right angle banana plug.

Material: Contacts: nickel-plated brass; Insulation: lucel acetal polymer.

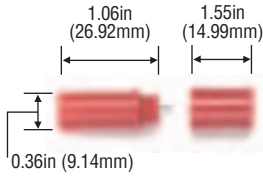
Rating: IEC1010 1000V Category III**, 20A, 14 to 176°F (-10 to +55°C).

*Std. Colors: -0 Black, -2 Red.


** When plug is correctly assembled and terminated.



Do-It-Yourself In-Line Sheathed Banana Plug/Banana Jack



4933/4986 Plugs



4934/4982 Jacks

Model#	Accepts wire AWG	Wire Access Hole	Description
4933-*	22, 20, 18	0.159in (4.04mm) Dia.	Plug
4986-*	16, 14	0.200in (50.8mm) Dia.	Plug
4934-*	22, 20, 18	0.159in (4.04mm) Dia.	Jack
4987-*	16, 14	0.200in (50.8mm) Dia.	Jack

These plugs and jacks are designed to fit together and provide protection from accidental shorting.

Material: *Banana Plug/Jack:* brass; *Spring:* beryllium copper; *Insulation:* nylon.

Rating: *Hands free testing* in controlled voltage environment: 1200V ac/dc; *For CE compliance:* not intended for hand held use at voltages above 33 Vrms/70 Vdc, 15A, +176°F (+80°C) max.

*Std. Colors: -0 Black, -2 Red.

Insulated Banana Plug and Jack with Flexible Boot, Solder or Crimp

Model#	Accepts wire AWG	Mates with...	
5169-*	22, 20, 18	Plug	Jack 5167
5170-*	16, 14		Jack 5168
5167-*	22, 20, 18	Jack	Plug 5169
5168-*	16, 14		Plug 5170



5169/5170 Boots



5167/5168 Jacks

Ideal for making patch cords or field repairs. Snap-on flexible PVC boot allows wire to be crimped or soldered to banana plug or jack.


Fits standard 0.166in (4.22mm) dia. banana jack.

Material: *Boot:* Banana Plug Body: brass; *Spring:* beryllium copper; *Finish:* nickel plating; *Jack:* nickel plated brass.

Rating: *Hands free testing* in controlled voltage environment: 5000 Vdc; *For CE compliance:* not intended for hand held use at voltages above 33 Vrms/70 Vdc, 15A, +122°F (+50°C) max.

*Std. Colors: -0 Black, -2 Red.

Rivet Type Banana Plug



Model#	"X"	Panel
3257	0.094in (2.39mm)	0.062in (1.57mm)
3258	0.125 (3.17mm)	0.093in (2.36mm)


Excellent for riveting to panels or boards. Fits standard 0.166in (4.22mm) dia. banana jack.

Material: *Banana Plug Body:* brass; *Spring:* beryllium copper; *Finish:* nickel plating.

Rating: *Hands free testing* in controlled voltage environment: 5000 Vdc; *For CE compliance:* not intended for hand held use at voltages above 33 Vrms/70 Vdc, 15A. Sold in pkgs. of 10.

Rivet Type Banana Plug with Turret

Model# 3261



Excellent for riveting to panels or boards. Solder turret for rapid attachment of wires.

Fits standard 0.166in (4.22mm) dia. banana jack.

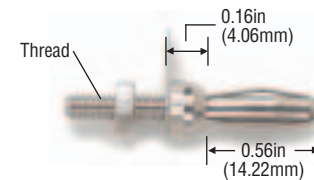
Material: *Banana Plug Body:* brass; *Spring:* beryllium copper; *Finish:* nickel plating.

Rating: *Hands free testing* in controlled voltage environment: 5000 Vdc; *For CE compliance:* not intended for hand held use at voltages above 33 Vrms/70 Vdc, 15A.

Sold in pkgs. of 10.

Banana Plug with Threaded Stud and Solder Lug

Model#	Thread
3263	6-32 x .50in (12.70mm)
3264	8-32 x .50in (12.70mm)
4512	8-32 x .63in (16.00mm)



Fits standard 0.166in (4.22mm) dia. banana jack.


Material: *Banana Plug Body:* brass; *Spring:* beryllium copper; *Finish:* nickel plating.

Rating: *Hands free testing* in controlled voltage environment: 5000 Vdc; *For CE compliance:* not intended for hand held use at voltages above 33 Vrms/70 Vdc, 15A.

Sold unassembled, in pkgs. of 10.

Banana Plug with Screw and Soldering Lug

Model#	Thread
3265	6-32 x 0.25in (6.35mm)
3266	8-32 x 0.25in (6.35mm)



Fits standard 0.166in (4.22mm) dia. banana jack.


Material: *Banana Plug Body:* brass; *Spring:* beryllium copper; *Finish:* nickel plating.

Rating: *Hands free testing* in controlled voltage environment: 5000 Vdc; *For CE compliance:* not intended for hand held use at voltages above 33 Vrms/70 Vdc, 15A.

Sold unassembled, in pkgs. of 10.

4mm Banana Plug with Threaded M3 Stud

Model# 72918



4mm plug with threaded M3 stud, 2 nuts; 12mm (0.5in) stud length.

Sold unassembled, in pkgs. of 10.

Rating: *Hands free testing* in controlled voltage environment: 5000 Vdc; *For CE compliance:* not intended for hand held use at voltages above 33 Vrms/70 Vdc, 36A.

Panel Mt IEC1010 Banana Jacks for Sheathed Plugs

1.34in (34mm)



72912



72913



72930

Model#	Color	Terminal
72912-0	Black	Threaded Stud
72912-2	Red	
72913-0	Black	Solder Tab
72913-2	Red	
72930*		Threaded Stud, Hexagonal Nut

Material: Gold-plated nickel (72912 and 72913).

Rating: 1000V Cat III, 36A Max.

***Std. Colors:** -0 Black, -1 Brown, -2 Red, -4 Yellow, -5 Green, -6 Blue, -7 Violet, -8 Gray, -9 White.

Sold in packages of 10 per color.



Terminal Strip Adapter, 4mm Safety Banana Jack to 6/32

1.56in (39.62mm)



Model# 6720

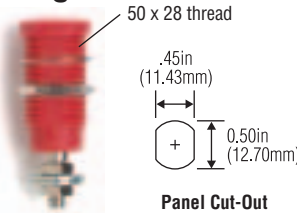
Easily connect your DMM safety sheathed test leads to terminal strips via this handy 6/32 thread adapter.

Material: Contacts: nickel-plated brass, Insulation: lucel acetal polymer.

Rating: For CE compliance: not intended for hand held use at voltages above 33 Vrms/70 Vdc, (14 to 212°F) -10 to +100°C.

***Std. Colors:** -0 Black, -2 Red.

Panel Mount Banana Jacks for Sheathed Plugs



Panel Cut-Out

Model#	Std. Colors
6387-BC-G-*	-0 Black, -2 Red, -9 White
6387-ST-T-*	-0 Black, -2 Red
6387-TS8-N-*	-0 Black, -2 Red

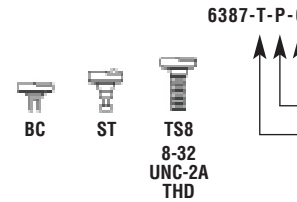
These banana jacks fit most DMM plugs and all sheathed Pomona plugs. Available with several different terminals. Threaded and press-in style.

Rating: Designed to meet IEC1010 CAT III 1000 Vrms., 15A.

Sold in packages of 10.

Comes with Hex Nut and Lock Washer.

Replacement hex nuts available on page 36.

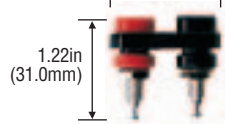


6387-T-P-C

Color Options:	-0 Black, -2 Red, -9 White.
Plating Options:	T = Tin, G = Gold, N = Nickel
Terminal Type:	BC = Bifurcated Cup ST = Solder Turret TS8 = Threaded Stud #8-32


Panel Mount Banana Jacks with Mounting Base

1.38in (35.05mm)



1.22in (31.0mm)
0.75in (19.05mm) Typical

2.13in (54.10mm)



1.22in (31.0mm)
0.75in (19.05mm) Typical

Model#	Mounting Base
2269-*	Double
5233-0	Double High-Temp
4601-*	Triple

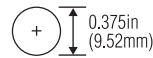
Mounts in panels from 0.063in (1.60mm) to 0.375in (9.53mm) thick. One black, one red. Triple has green.

Rating: Hands free testing in controlled voltage environment: 2500 Vdc; For CE compliance: not intended for hand held use at voltages above 33 Vrms/70 Vdc, 15A.

Temp: +239F (+115°C) [5233-0: +220°F (+428°C)].

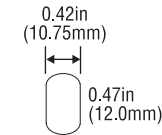
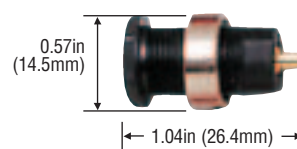
***Mounting base color:** -0 Black, -2 Red.

Replacement hex nuts available on page 36.



Panel Cut-Out

Panel Mount IEC1010 4 mm (0.16in) Banana Jack for Sheathed Plugs



Panel Cut-Out

Model# 5931-*

Accepts flexible test lead sets 5907A, 5908A, 5909A available on page 68.

Max. Panel Thickness: 0.28in (7.0mm).

Insulation: Nylon.

Rating: 1000 V Cat III per IEC61010-031 and IEC61010-1, 25A.

***Std. Colors:** -0 Black, -2 Red, -6 Blue, -9 White.

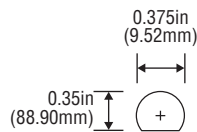
Sold in pkgs. of 10 per color.

Panel Mount Banana Jack

1.22in (31.00mm)



1/4-32 thread



Panel Cut-Out

Model#	Plating	Insulation	Std. Colors
1581-*	Bright tin	Polycarbonate	-0 Black, -1 Brown, -2 Red, -3 Orange, -4 Yellow, -5 Green, -6 Blue, -7 Violet, -8 Gray, -9 White
2854-*	Gold	Polycarbonate	-0 Black, -1 Brown, -2 Red, -4 Yellow, -5 Green, -6 Blue, -8 Gray, -9 White
4900-*	Bright tin	Polyphenylene Sulfide	-0 Black, -6 Blue

Mounts in panels ranging in thickness from 0.063in (1.60mm) to 0.375in (9.53mm).

Material: Brass.

Rating: Hands free testing in controlled voltage environment: 2500 Vdc; For CE compliance: not intended for hand held use

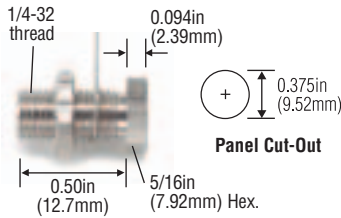
at voltages above 33 Vrms/70 Vdc, 15A, +239°F (+115°C) max. (Model 4900, +428°F (+220°C) max.).

Mounting Bases and replacement hex nuts available on page 36.

Sold in pkgs. of 10 per color.

Uninsulated Banana Jack

Model# 3267

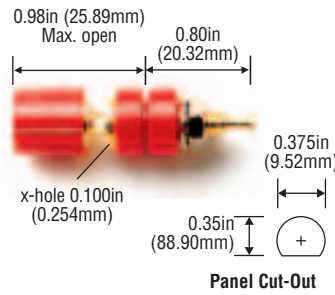


Fits standard banana plug.
Material: nickel-plated brass.
Rating: Hands free testing in controlled voltage environment: 5000 Vdc; For CE compliance: not intended for hand held use at voltages above 33 Vrms/70 Vdc, 15A.
 Replacement hex nuts available on page 36.

Binding Posts

Model# Material

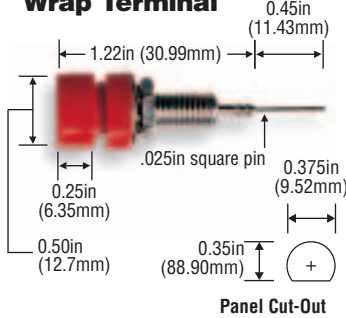
3750-*	Gold-plated brass
3760-*	Bright tin-plated brass
3770-*	Gold-plated tellurium copper



Insulation: Polycarbonate.
Rating: Hands free testing in controlled voltage environment: 2500 Vdc; For CE compliance: not intended for hand held use at voltages above 33 Vrms/70 Vdc, 15A, +239°F (+115°C) max.
***Std. Colors:** 3750 and 3760: all 10 colors. 3770: -0 Black, -2 Red.
 Sold unassembled.

Banana Jack with Wire Wrap Terminal

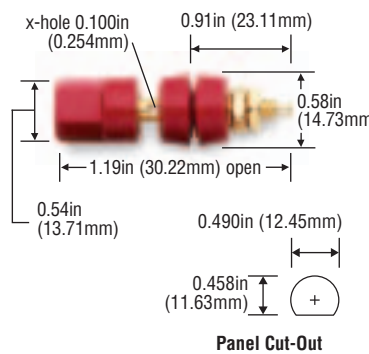
Model# 4005-*



Material: Jack: nickel-plated brass; Terminal: gold-plated phosphor bronze; Insulation: polycarbonate.
Rating: Hands free testing in controlled voltage environment: 2500 Vdc; For CE compliance: not intended for hand held use at voltages above 33 Vrms/70 Vdc, 3A, +239°F (+115°C) max.
***Std. Colors:** -0 Black, -2 Red.
 Sold in pkgs. of 10 per color.
 Replacement hex nuts available on page 36.

Hex Head Binding Post


Model# 5018-*



Meets MIL-P-55149/1A.
Material: Binding Post Body, Nuts, Lockwasher: gold-plated brass; Insulation: Nylon MIL-P-20693.
Rating: Hands free testing in controlled voltage environment: 1500 Vrms; For CE compliance: not intended for hand held use at voltages above 33 Vrms/70 Vdc, 30A, +176°F (+80°C) max.
***Std. Colors:** -0 Black, -2 Red, -4 Yellow, -5 Green, -6 Blue, -9 White.

Terminal Strip Banana Jack Adapter

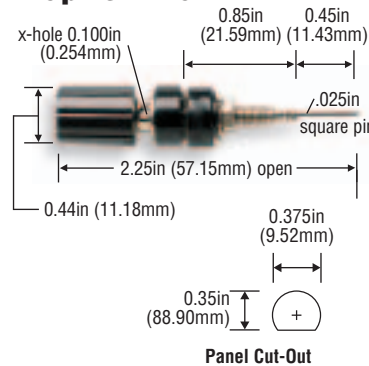
Model#	Thread	Vrms	Torque In/Lb	X Stud Length
5699-*	6-32	1100	7	0.25in (6.35mm)
5700-*	8-32	1600	16	0.32in (8.13mm)
5701-*	10-32	1700	25	0.32in (8.13mm)



This adapter provides a banana jack connection by replacing the screw in a terminal strip. Secure connections can be made with standard banana plug patch cords without breaking the connection to the terminal strip. Banana jack 0.166in (4.22mm) dia.
Material: Banana Jack: nickel-plated brass; Insulation: Nylon.
***Std. Colors:** -0 Black, -2 Red, -3 Orange, -4 Yellow, -9 White.
Ratings: Hands free testing in controlled voltage environment: (see chart for Vrms for each model#); For CE compliance: not intended for hand held use at voltages above 33 Vrms/70 Vdc, 25A, +216°F (+102°C) max.

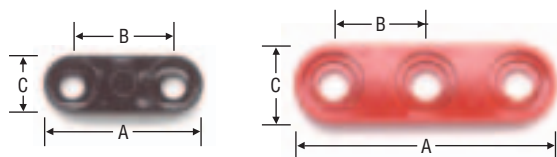
Binding Post with Wire Wrap Terminal

Model# 4098-*



Accepts standard banana plugs and 0.080in (2.03mm) pin tips, wires and probe tips in 0.100in (2.54mm) cross-hole.
Material: Binding Post: nickel-plated brass; Terminal: gold-plated phosphor bronze; Insulation: polycarbonate.
Rating: Hands free testing in controlled voltage environment: 2500 Vdc; For CE compliance: not intended for hand held use at voltages above 33 Vrms/70 Vdc, 3A, +239°F (+115°C) max.
***Std. Colors:** -0 Black, -2 Red.

Binding Post/Banana Jack Mounting Bases



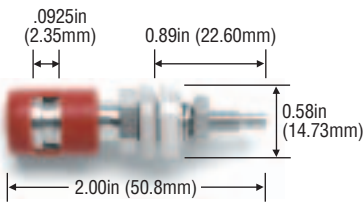
For binding post models 3750, 3760, 3770

Model#	Type	Used with	A	B	C
3862-*	Double	Standard	1.19in (30.22mm)	0.75in (19.05mm)	0.44in (11.18mm)
3863-*	Triple	Binding Posts	1.94in (49.28mm)	0.75in (19.05mm)	0.44in (11.18mm)
4619-*	Double	Miniature	0.87in (22.09mm)	0.50in (12.70mm)	0.38in (9.65mm)
4614-*	Triple	Banana Jacks	1.38in (35.05mm)	0.50in (12.70mm)	0.38in (9.65mm)
4654-*	Double	Standard	1.38in (35.05mm)	0.75in (19.05mm)	0.63in (16.00mm)
4590-*	Triple	Banana Jacks	2.13in (54.10mm)	0.75in (19.05mm)	0.63in (16.00mm)

Mount banana jacks and binding posts at standard 0.75in (19.05mm) spacing.
Material: polycarbonate
Rating: +239°F (+115°C) Max.
***Std. Colors:** -0 Black.
 Sold in pkgs. of 10.

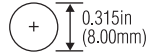
Spring Loaded Binding Post

Model# 4995-*



Meets MIL-P-55149/8.
Silicone rubber O-rings provide water resistant seal when mounted in panels from 0.062in to 0.125in (15.75mm to 3.18mm) thick.


Material: Nickel-plated brass.
***Std. Colors:** -0 Black, -2 Red.



Panel Cut-Out

Spring Loaded Binding Post

Model# 4770-*



Mounts in panels from 0.06in (1.6mm) to 0.38in (9.53mm) thick.

Accepts wires or plugs up to 0.08in (2.16mm) dia. with insulation up to 0.16in (4.06mm).

Material: Body: tin plated brass; Insulation: polycarbonate.

Rating: Hands free testing in controlled voltage environment: 630 Vdc; For CE compliance: not intended for hand held use at voltages above 30 Vac/60 Vdc, 15A, +239°F (+115°C) max.

***Std. Colors:** -0 Black, -2 Red.

Replacement Hex Nuts



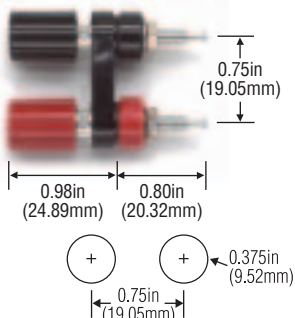
Model#	Qty.	Finish	Wrench Size	Nut Thickness	Thread
6549	500	Nickel	3/16in	0.65in (16.51mm)	4-40
6547	500	Nickel	1/4in	0.95in (24.13mm)	6-32
6440	500	Nickel	1/4in	0.95in (24.13mm)	8-32
6548	100	Gold	3/8in	0.95in (24.13mm)	10-32
6441	500	Nickel	3/8in	0.95in (24.13mm)	1/4-32
6389	100	Nickel	9/16in	0.95in (24.13mm)	1/2-28

Hex Nut Application Chart

Hex Nut	6549	6547	6440	6548	6441	6389
Fits on	3276	3263	2142	3770	5018	1581
	4513	4511	2143	4022	2269	4921
		6271	2382	4098	2854	
		6387-TS6	2383	4243	3267	
			2439	4512	4005	
			2440	4543	4069	
			3264	4773	4601	
			3542	6272	4900	
			3750	6387-TS8	5233	
			3760		6270	

Binding Post with Double Mounting

Model# 4243-*



Accepts standard banana plugs and 0.080in (2.03mm) pin tips, wires and probe tips in 0.10in (2.54mm) cross-hole.

One black and one red binding post.

Material: Binding Post: bright tin-plated brass; Insulation: polycarbonate.

Rating: Hands free testing in controlled voltage environment: 2500 Vdc; For CE compliance: not intended for hand held use at voltages above 33 Vrms/70 Vdc, 15A, +239°F (+115°C) max.


***Mtg. Base Colors:** -0 Black, -2 Red.

Panel Cut-Out


Dual Binding Posts



Model#	Base
6883	Standard
6884	Raised Base



6883

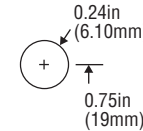


6884

5-way binding post with 3.91 mm (0.154 in) cross-hole that accepts up to 12 AWG wire and standard banana plugs. Posts are spaced at the standard 3/4 inch spacing to mate to dual banana plugs.

Material: Binding Post: nickel-plated brass. Insulators: nylon.


Rating: 30A current.



Panel Cut-Out for 6883/6884

Shorting Link for Standard Binding Posts

Model# 4115



Solid shorting link for binding posts.

Material: nickel-plated brass.

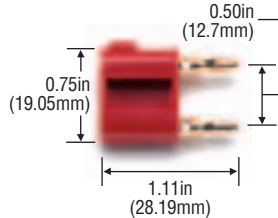
Rating: 15A.

Sold in pkgs. of 10.

Fits Binding Posts on 0.750in (19.05mm) centers.

Miniature Double Banana Plug with Set Screws, Stackable, Solderless

Model# 2244-*



Internal set screws secure cable up to 0.15in (3.81mm) dia. or components.

Plugs fit miniature 0.104in (2.64mm) dia. jacks.


Material: Banana Plug/Jack: brass; Spring: beryllium copper; Finish: gold plating; Insulation: ABS

Rating: Hands free testing in controlled voltage environment: 2500 Vdc; For CE compliance: not intended for hand held use at voltages above 33 Vrms/70 Vdc, 5A, +122°F (+50°C) max.

***Std. Colors:** -0 Black, -2 Red.

Miniature Solderless Type Triple Banana Plug with Wire Guide

Model# 4653-0



Use for balanced line 2 conductor shielded cable assemblies.

Material: Banana Plug/Jack: brass; Spring: beryllium copper; Finish: gold plating; Insulation: ABS.

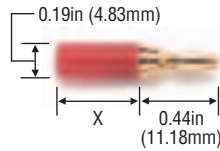
Rating: Hands free testing in controlled voltage environment: 2500 Vdc; For CE compliance: not intended for hand held use at voltages above 33 Vrms/70 Vdc, 5A, +122°F (+50°C) max.

Cable strain relief I.D. 0.19in (4.82mm).

Setscrews secure wires.

Miniature Solder Type Banana Plug


Model#	Insulator Length (X)
3690-*	0.45in (11.43mm)
4617-*	1.00in (25.14mm)



Sold in pkgs. of 10
Material: *Banana Plug Body:* brass; *Spring:* beryllium copper; *Finish:* gold plating; *Insulation:* nylon.
Rating: *Hands free testing* in controlled voltage environment: 2500 Vdc; *For CE compliance:* not intended for hand held use at voltages above 33 Vrms/70 Vdc, 5A, +176°F (+80°C) max.
***Std. Colors:** -0 Black, -2 Red.

Miniature Double Banana Plug with Shorting Bar


Model# 2035-*



Plugs fit miniature 0.104in (2.64mm) dia. banana jacks.
 Banana plugs internally shorted with 18 AWG wire.
Material: *Banana Plug/Jack:* brass; *Spring:* beryllium copper; *Finish:* gold plating; *Insulation:* ABS.
Rating: *Hands free testing* in controlled voltage environment: 2500 Vdc; *For CE compliance:* not intended for hand held use at voltages above 33 Vrms/70 Vdc, 5A, +122°F (+50°C) max.
***Std. Colors:** -0 Black, -2 Red.

Miniature Banana Plug with Threaded Stud

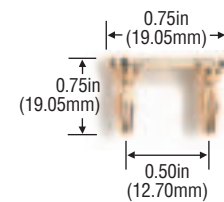
Model#	X Length
3276	0.230in (5.84mm)
4513	0.480in (12.19mm)



Fits miniature 0.104in (2.64mm) dia. banana jacks.
 Furnished with 4-40 hex nut, 4-40 threaded stud.
Material: *Banana Plug Body:* brass; *Spring:* beryllium copper; *Finish:* gold plating.
Rating: *Hands free testing* in controlled voltage environment: 2500 Vdc; *For CE compliance:* not intended for hand held use at voltages above 33 Vrms/70 Vdc, 5A.
Replacement hex nut available on page 36.
 Sold unassembled, in pkgs. of 10.

Miniature Double Banana Plug Shorting Bar

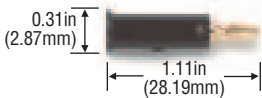
Model# 3030



Center hole accepts 4-40 screw.
Material: *Banana Plug Body:* brass; *Spring:* beryllium copper; *Finish:* gold plating.
Rating: 5A. Resistance less than 1.5 mΩ.
 Fits Miniature Binding Posts and Miniature Banana Jacks on 0.5in (12.70mm) centers.

Do-It-Yourself Miniature Banana Plug, Stackable, Solderless

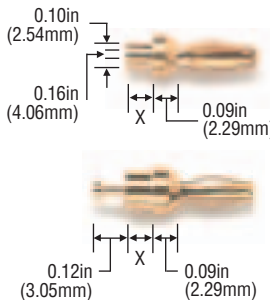
Model# 2944-*



Fits miniature 0.104in (2.64mm) dia. banana jacks.
 Wire firmly held in place with internal set screw.
Material: *Banana Plug/Jack:* brass; *Spring:* beryllium copper; *Finish:* gold plating; *Insulation:* ABS.
Rating: *Hands free testing* in controlled voltage environment: 2500 Vdc; *For CE compliance:* not intended for hand held use at voltages above 33 Vrms/70 Vdc, 5A, +122°F (+50°C) max.
***Std. Colors:** -0 Black, -2 Red.

Miniature Rivet Type Banana Plug


Model#	Panel	X Dim.
3268	0.062in (1.57mm)	0.094in (2.39mm)
3271	0.093in (2.36mm)	0.125in (3.17mm)
3272	0.125in (3.17mm)	0.156in (3.96mm)
3273	0.062in (1.57mm)	0.105in (2.67mm)



Fits miniature 0.104in (2.64mm) dia. banana jacks.
Material: *Banana Plug Body:* brass; *Spring:* beryllium copper; *Finish:* gold plating.
Rating: *Hands free testing* in controlled voltage environment: 2500 Vdc; *For CE compliance:* not intended for hand held use at voltages above 33 Vrms/70 Vdc, 5A.
 Sold in pkgs. of 10.

Do-It-Yourself Miniature Banana Plug with Safety Shield, Stackable, Solderless

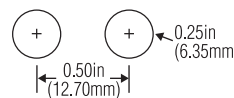
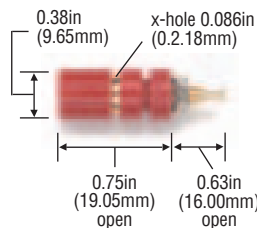
Model# 2945-*



Fits miniature 0.104in (2.64mm) dia. banana jacks.
 Wire firmly held in place with internal set screw.
Material: *Banana Plug/Jack:* brass; *Spring:* beryllium copper; *Finish:* gold plating; *Insulation:* ABS
Rating: *Hands free testing* in controlled voltage environment: 2500 Vdc; *For CE compliance:* not intended for hand held use at voltages above 33 Vrms/70 Vdc, 5A, +122°F (+50°C) max.
***Std. Colors:** -0 Black, -2 Red.

Miniature Binding Post

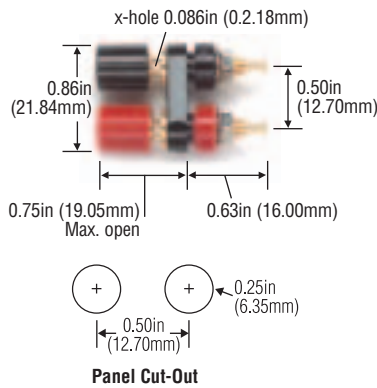
Model#	Plating
2382-*	Gold
2439-*	Tin



Panel Cut-Out

Accepts miniature banana plug.
 8-32 hex nut and lockwasher included.
Material: *Binding Post Body, Nut:* brass; *Lockwasher:* steel; *Insulation:* polycarbonate.
Rating: *Hands free testing* in controlled voltage environment: 1500 Vdc; *For CE compliance:* not intended for hand held use at voltages above 33 Vrms/70 Vdc, 5A, +239°F (+115°C) max.
***Std. Colors:** -0 Black, -2 Red, -3 Orange, -5 Green, -6 Blue, -9 White.
Replacement hex nuts available on page 36.

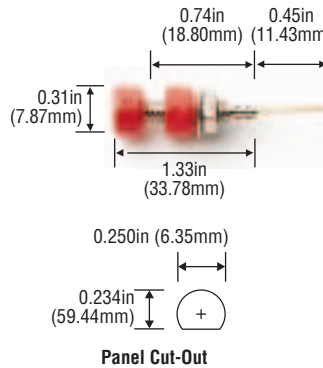
Miniature Insulated Binding Post with Double Mounting Base



Model#	Plating
2383-*	Gold
2440-*	Tin

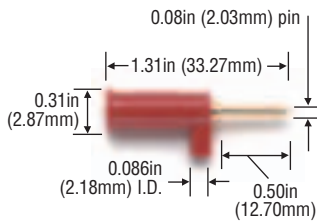
Accepts miniature banana plugs.
8-32 hex nut and lockwasher included.
Material: *Binding Post Body, Nut:* brass; *Lockwasher:* steel; *Insulation:* polycarbonate.
Rating: *Hands free testing* in controlled voltage environment: 1500 Vdc; *For CE compliance:* not intended for hand held use at voltages above 33 Vrms/70 Vdc, 5A, +239°F (+115°C) max.
***Mounting Base Colors:** -0 Black, -2 Red.
***Std. Colors:** 2383: -0 Black, -2 Red. 2440: -0 Black.
Replacement hex nuts available on page 36.

Miniature Banana Jack with Wire Wrap Terminal



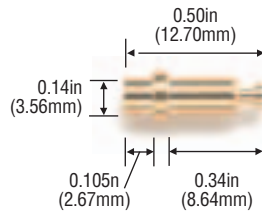
Model# 4022-*
Accepts miniature banana plugs.
Mounts in panels up to 0.250in (6.35mm) thick.
Material: *Jack:* nickel-plated brass; *Terminal:* gold-plated phosphor bronze; *Insulation:* polycarbonate.
Rating: *Hands free testing* in controlled voltage environment: 1500 Vdc; *For CE compliance:* not intended for hand held use at voltages above 33 Vrms/70 Vdc, 3A, +239°F (+115°C) max.
***Std. Colors:** -0 Black, -2 Red.
Sold unassembled, in pkgs. of 10.

Do-It-Yourself Pin Tip Plug with Safety Shield, Stackable, Solderless



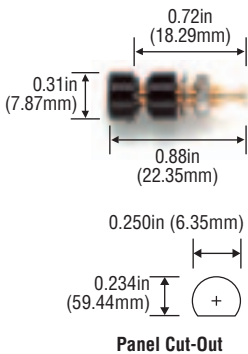
Model# 3548-*
Accepts miniature banana plug.
Wire firmly held in place with internal set screw.
Material: *Pin Tip Plug/Jack:* gold-plated brass; *Insulation:* ABS.
Rating: *Hands free testing* in controlled voltage environment: 3000 Vdc; *For CE compliance:* not intended for hand held use at voltages above 33 Vrms/70 Vdc, 5A, +122°F (+50°C) max.
***Std. Colors:** -0 Black, -2 Red.

Miniature Rivet Type Banana Jack with Turret




Model# 3277
Accepts miniature banana plugs.
Mounts in panels up to 0.062in (1.57mm) thick.
Material: Gold-plated brass.
Rating: *Hands free testing* in controlled voltage environment: 1500 Vdc; *For CE compliance:* not intended for hand held use at voltages above 33 Vrms/70 Vdc, 5A.
Sold in pkgs. of 10.
Rec. Mounting Hole: .140 ± .002 (9/64 Drill).
Panel Thickness: 0.062in (1.57mm)

Miniature Banana Jack, Panel Mount

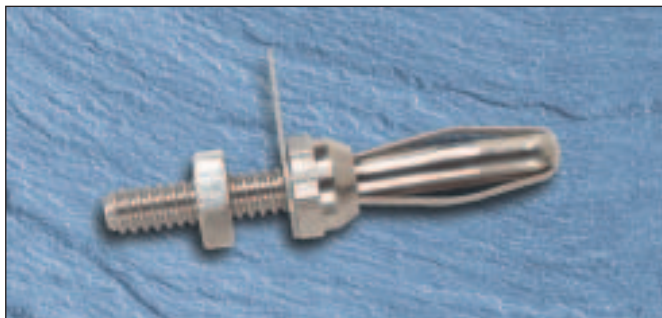
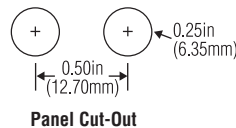


Model# 2142-*
Accepts miniature banana plugs. Mounts in panels up to 0.250in (6.35mm) thick.
Material: gold-plated brass; *Insulation:* polycarbonate.
Rating: *Hands free testing* in controlled voltage environment: 1500 Vdc; *For CE compliance:* not intended for hand held use at voltages above 33 Vrms/70 Vdc, 5A, +239°F (+115°C) max.
***Std. Colors:** Available in 10 colors.
Uses hex nut 6440.
Replacement hex nuts available on page 36.
Sold unassembled, in pkgs. of 10 per color.


Miniature Banana Jack in Double Mounting Base, Panel Mount



Model# 2143-*
Accepts miniature banana plugs. Mounts in panels up to 0.188in (4.78mm) thick.
Material: gold-plated brass; *Insulation:* polycarbonate.
Rating: *Hands free testing* in controlled voltage environment: 1500 Vdc; *For CE compliance:* not intended for hand held use at voltages above 33 Vrms/70 Vdc, 5A, +239°F (+115°C) max.
***Std. Mounting Base Colors:** -0 Black, -2 Red.
Colors: One black and one red jack.



Double Pin Tip Plug with Shorting Bar



Model# 3452-*

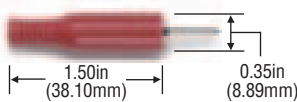
Accepts pin tip plugs. Internally shorted with 20 AWG wire. Use as connecting link for 0.50in (12.70mm) spaced pin tip jacks.

Material: Pin Tip Plug/Jack: brass; Spring: beryllium copper; Finish: gold plating; Insulation: ABS.

Rating: Hands free testing in controlled voltage environment: 3000 Vdc; For CE compliance: not intended for hand held use at voltages above 33 Vrms/70 Vdc, 5A, +239°F (+115°C) max.

*Std. Colors: -0 Black, -2 Red.

Do-It-Yourself .080in (20.32mm) Dia. Pin Tip Plug with Flexible Boot, Solder or Crimp



Model# 5173-*

Accepts Wire AWG 22, 20, 18

Ideal for making patch cords or field repairs. Snap-on flexible PVC boot allows wire to be crimped or soldered to pin tip plug.


Material: nickel-plated brass.

Accepts 18-22 AWG wire.

Rating: Hands free testing in controlled voltage environment: 3000 Vdc; For CE compliance: not intended for hand held use at voltages above 33 Vrms/70 Vdc, 5A, +122°F (+50°C) max.

*Std. Colors: Available in 10 colors.

Pin Tip Jacks with Double Mounting Base



Model# 4543-*

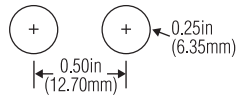
Accepts 0.08in (2.03mm) dia. pin.

Max. panel thickness 0.188in (4.78mm).

Material: Jack: gold-plated brass; Spring: beryllium copper; Insulation: polycarbonate.


Rating: Hands free testing in controlled voltage environment: 1500 Vdc; For CE compliance: not intended for hand held use at voltages above 33 Vrms/70 Vdc, 5A, +239°F (115°C) max.

*Mtg. Base Colors: -0 Black, -2 Red.



Panel Cut-Out

Pin Tip Jack



Model# 3542-*

Accepts 0.080in (2.03mm) dia. pin.

Material: Jack: gold-plated brass; Spring: beryllium copper; Insulation: polycarbonate.

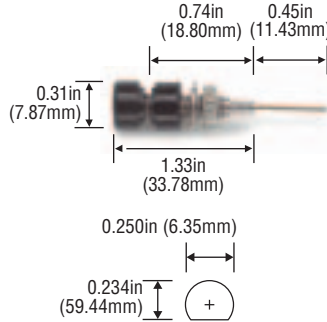
Rating: Hands free testing in controlled voltage environment: 1500 Vdc; For CE compliance: not intended for hand held use at voltages above 33 Vrms/70 Vdc, 5A, +239°F (115°C) max.

*Std. Colors: Available in 10 colors.

Sold in pkgs. of 10.

Panel Cut-Out

Insulated Pin Jack with Wire Wrap Terminal



Model# 4773-*

Accepts 0.080in (2.03mm) dia. pin.

Max. panel thickness 0.25in (6.35mm).

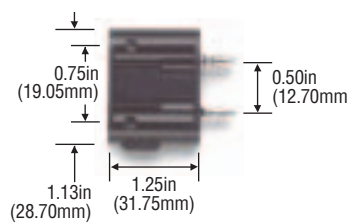
Material: Jack: nickel-plated brass; Spring: gold-plated beryllium copper; Terminal: gold-plated phosphor bronze; Insulation: polycarbonate.

Rating: Hands free testing in controlled voltage environment: 1500 Vdc; For CE compliance: not intended for hand held use at voltages above 33 Vrms/70 Vdc, 3A, +239°F (+115°C) max.

*Std. Colors: -0 Black, -2 Red, -6 Blue, -9 White.

Panel Cut-Out

Double Banana Jack to Miniature Double Banana Plug



Model# 2952


Converts standard banana plugs to miniature.

Material: Jack: nickel-plated brass; Spring: nickel-plated beryllium copper; Insulation: ABS.

Rating: Hands free testing in controlled voltage environment: 2500 Vdc; For CE compliance: not intended for hand held use at voltages above 33 Vrms/70 Vdc, 5A, +122°F (+50°C) max.

Color: Black.

Banana Jack to Miniature Banana Plug



Model# 2138-*

Use to mate standard 0.166in (4.22mm) dia. banana plug to equipment having miniature banana jacks.

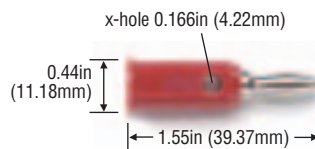
Material: Jack: nickel-plated brass; Spring: nickel-plated beryllium copper; Insulation: ABS.

Rating: Hands free testing in controlled voltage environment: 2500 Vdc; For CE compliance: not intended for hand held use at voltages above 33 Vrms/70 Vdc, 5A, +122°F (+50°C) max.

*Std. Color: -0 Black, -2 Red.

Sold in pkgs. of 10.

Miniature Banana Jack to Banana Plug



Model# 2477-*

Converts miniature banana plugs to standard.

Material: Jack: nickel-plated brass; Spring: nickel-plated beryllium copper; Insulation: ABS.

Rating: Hands free testing in controlled voltage environment: 2500 Vdc; For CE compliance: not intended for hand held use at voltages above 33 Vrms/70 Vdc, 5A, +122°F (+50°C) max.

*Std. Color: -0 Black, -2 Red.

Sold in pkgs. of 10.

Pin Tip Jack to Banana Plug

Model# 1809-*


Accepts 0.080in (2.03mm) pin tip plug or probe tip. Fits standard 0.166in (4.22mm) dia. banana jack.

Material: gold-plated beryllium copper.

Rating: *Hands free testing* in controlled voltage environment: 2500 Vdc; *For CE compliance:* not intended for hand held use at voltages above 33 Vrms/70 Vdc, 5A, +122°F (+50°C) max.

*Std. Color: -0 Black, -2 Red.

Sold in pkgs. of 10.



Double Banana Plug with Binding Posts, Stackable, Solderless

Model# Plating

1286 Nickel


5405 Gold

Features insulated binding posts on 0.750in (19.05mm) centers for rapid mounting and interchangeability of components. Center cross hole 0.166in (4.22mm) dia. provides side stackup connection.

Material: *Binding Post/Banana Plug Body:* brass; *Beryllium copper;* *Insulation:* ABS.

Rating: *Hands free testing* in controlled voltage environment: 2500 Vdc; *For CE compliance:* not intended for hand held use at voltages above 33 Vrms/70 Vdc, 15A, +122°F (+50°C) max.

Color: Black.



Banana Jack to Pin Tip Plug

Model# 1432-*

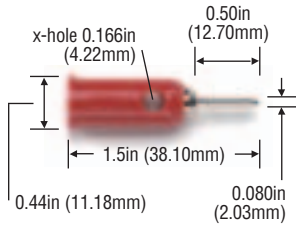
Use to mate standard banana plug patch cords to equipment having pin jacks.

Material: *Jack/Plug:* nickel-plated brass; *Insulation:* ABS.

Rating: *Hands free testing* in controlled voltage environment: 3000 Vdc; *For CE compliance:* not intended for hand held use at voltages above 33 Vrms/70 Vdc, 5A, +122°F (+50°C) max.

*Std. Colors: -0 Black, -2 Red.

Sold in pkgs. of 10.



2 mm Banana Plug

Model# 5936-*

Solder type wire connection.

Accepts 18-22 AWG wire.

Rating: *Hands free testing* in controlled voltage environment: 500 Vrms; *For CE compliance:* not intended for hand held use at voltages above 33 Vrms/70 Vdc, 5A, ≤ 2 mΩ.

*Std. Colors: -0 Black, -2 Red, -4 Yellow, -5 Green, -6 Blue.

Assembled Length: 1.07in (27.2 mm).

Sold unassembled, in pkgs. of 10 per color.

Not compatible with Miniature Banana Plug or Pin Tip.



Insulated Double Banana Plug Shorting Bar with Binding Post

Model# 5165-*


Fits standard banana jack.

Shorting bar is completely insulated in clear ABS thermoplastic.

Material: *Binding Post/Banana Plug Body/Shorting Bar:* nickel-plated brass; *Spring:* nickel-plated beryllium copper; *Insulation:* polycarbonate.

Rating: *Hands free testing* in controlled voltage environment: 2500 Vdc; *For CE compliance:* not intended for hand held use at voltages above 33 Vrms/70 Vdc, 15A, +122°F (+50°C) max.

*Binding Post Colors: -0 Black, -2 Red.



2 mm Banana Jack

Model# 5935-*

Max. Panel Thickness: 0.31in (8mm).

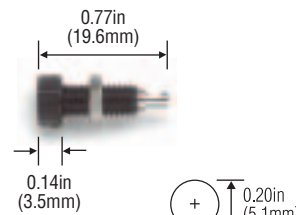
Material: *Insulation:* nylon; *Finish:* nickel plating.

Rating: *Hands free testing* in controlled voltage environment: 500 Vrms; *For CE compliance:* not intended for hand held use at voltages above 33 Vrms/70 Vdc, 5A, ≤ 2 mΩ.

*Std. Colors: -0 Black.

Sold in pkgs. of 10 per color.


Not compatible with Miniature Banana Plug or Pin Tip.




Panel Cut-Out

Connector Test Adapters

Pin type



Socket type



Model#	Contact Size	Type	Current Rating
4690-*	22 0.030in (0.76mm)	Socket	3A
4691-*		Pin	
3560-*	20 0.040in (1.02mm)	Socket	3A
3561-*		Pin	
3562-*	16 0.063in (1.60mm)	Socket	3A
3563-*		Pin	
3564-*	12 0.093in (2.36mm)	Socket	3A
3565-*		Pin	

An ideal test adapter for rapid testing of the hard-to-get at contacts of multi-pin/socket connectors. Flexible tip allows testing of adjacent contacts. Flexibility and full insulation protects against shorting or contact damage. Model 4690 also fits 0.025in (0.63mm) sq. pins.

Material: *Banana Jack:* nickel-plated brass; *Socket:* gold-plated copper; *Pin:* gold-plated brass; *Insulation:* PVC.

Rating: *Hands free testing* in controlled voltage environment: 2500 Vdc; *For CE compliance:* not intended for hand held use at voltages above 33 Vrms/70 Vdc, +122°F (+50°C) max.

*Std. Colors: -0 Black, -2 Red.

Test Connector Adapter Set

Model# 6481

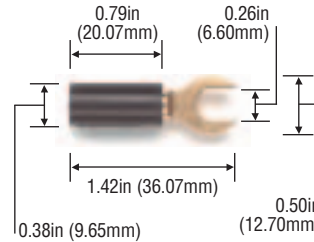
Full set of pin and socket adapters. 18 piece set includes one black and red pin and socket of each size. Includes Silicone insulated 4ft (1.21m) leads to fit most DMMs from Fluke, Amprobe, Greenlee and others.



Low Thermal EMF Insulated Spade Lug to Banana Jack

Model# 2305

Special alloy and plating preserve the accuracy of low voltage measurement equipment. Thermal effects are minimized. Heavy construction for minimum voltage loss. Mates with low voltage banana plug patch cords and binding posts.



Material: Jack and Spade Lug: gold-plated tellurium copper; **Insulation:** ABS.


Rating: Hands free testing in controlled voltage environment: 5000 Vdc; For CE compliance: not intended for hand held use at voltages above 33 Vrms/70 Vdc, 15A, +122°F (+50°C) max.

Set of one red and one black.

Banana Jack to .080in (2mm) Dia. Pin Tip Jack

Model# 3834-*

Adapts standard 0.166in (4.22mm) dia. banana plug to 0.080in (2.03mm) dia. pin tip plug.



Material: Banana Jack: nickel-plated brass; Pin Jack: gold-plated beryllium copper; **Insulation:** polypropylene.

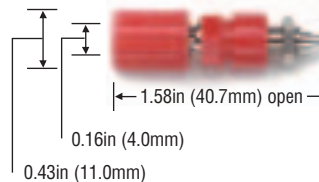
Rating: Hands free testing in controlled voltage environment: 3000 Vdc; For CE compliance: not intended for hand held use at voltages above 33 Vrms/70 Vdc, 5A, +131°F (+55°C) max.

*Std Colors: -0 Black.

4 mm (0.16in) Binding Post

Model# 5932-*

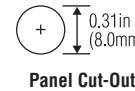
Max. Panel Thickness: 0.12in (3.0mm) Crosshole 0.08in (2.0mm).



Rating: Hands free testing in controlled voltage environment: 750 Vrms; For CE compliance: not intended for hand held use at voltages above 33 Vrms/70 Vdc, 25A, ≤ 2 mΩ.

*Std. Colors: -0 Black, -2 Red.

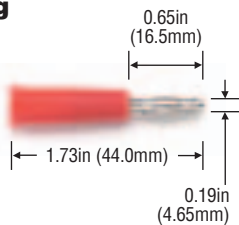
Sold in pkgs. of 10 per color.



Do-It-Yourself In-Line 4 mm (0.16in) Banana Plug

Model# 5934-*

Wire connection by set screw. Accepts 18, 20 and 22 AWG wire.



Material: Insulation: Nylon.

Rating: Hands free testing in controlled voltage environment: 750 V ac/dc; For CE compliance: not intended for hand held use at voltages above 33 Vrms/70 Vdc, 25A.

*Std. Colors: -0 Black, -2 Red.

Sold in pkgs. of 10 per color.

Spade Lug to DMM Banana Jack

Model#	A	B	Lug Size
3744A-*	0.14in (3.56mm)	0.24in (6.10mm)	4, 5, 6
3777A-*	0.2in (5.0mm)	0.30in (7.7mm)	8, 10

Plugs into DMM leads. Permits DMM leads to be used with equipment having barrier strips, or binding post.



Material: Banana Jack: nickel-plated brass; Spade Lug: tin-plated copper; **Insulation:** polypropylene.


Rating: Hands free testing in controlled voltage environment: 5000 Vdc; For CE compliance: not intended for hand held use at voltages above 33 Vrms/70 Vdc, 15A, +122°F (+50°C) max.

*Std. Colors: -0 Black, -2 Red, -02 Set of one black and one red.

Binding Post to Banana Plug

Model# 2894-*


Features insulated binding post for rapid mounting and interchangeability of components. Accepts standard banana plug. Center cross hole 0.166in (4.220mm) dia. provides side stackup connection.



Material: Binding Post/Banana Plug Body: nickel-plated brass; Spring: nickel-plated beryllium copper; **Insulation:** ABS

Rating: Hands free testing in controlled voltage environment: 2500 Vdc; For CE compliance: not intended for hand held use at voltages above 33 Vrms/70 Vdc, 15A, +122°F (+50°C) max.

*Binding Post Colors: -0 Black, -2 Red.



Patch Cords and Test Leads

Pomona has made it easy for you to have exactly what you need with a huge selection of patch cords and test leads designed for reliable, convenient connections. Whether you need a test lead that can access an IC pin without shorting or a patch cord that accommodates multiple stacking, Pomona Electronics' design and reliability are your connection with quality.

Wire Specifications


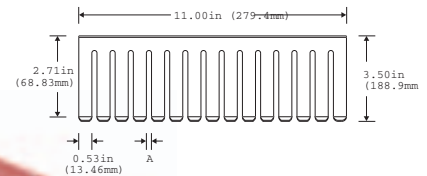
Wire Designation	AWG	Description	O. D.	Jacket	Temperature Range	Color
B	18	65/36 copper	0.144in (3.66mm)	PVC	-4 to 221°F (-20 to +105°C)	10 Colors
Silicone	18	65/36 copper	0.144in (3.66mm)	Silicone	-58 to 302°F (-50 to +150°C)	Black and Red
P	20	41/35 copper	0.087in (2.20mm)	PVC	-4 to 221°F (-20 to +105°C)	10 colors
PTO	22	26/36 copper	0.064in (1.62mm)	PVC	-4 to 221°F (-20 to +105°C)	10 colors
	12	7 x 38/36 copper	0.144in (3.66mm)	PVC	140°F (+60°C)	Black, Red, Green

How To Order

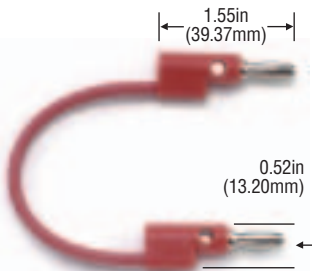
Typical Pomona Part Number: **3781-24-2**
 Lead Length in Inches (Measured Inside Connectors)
 Specify Color

Test Lead Holders

Model#	Color	"A" Max Cable Dia.	Number of Slots
1508	Orange	0.210in (5.33mm)	14
4408	Black	0.320in (8.13mm)	10
2708	Blue	0.450in (11.43mm)	9



Multi-Stacking Banana Plug Patch Cord



Model#	Length
B-4-*	4in (0.1m)
B-8-*	8in (0.2m)
B-12-*	12in (0.3m)
B-18-*	18in (0.5m)
B-24-*	24in (0.6m)
B-36-*	36in (0.9m)
B-48-*	48in (1.2m)
B-60-*	60in (1.5m)
B-72-*	72in (1.8m)

Model B: Multi-Stacking Banana Plug Patch Cord features a nickel-plated finish.

Cable: 18 AWG Wire, 0.144in (3.56mm) O.D.

Rating: Hands free testing in controlled voltage environment: 5000 Vdc; For CE compliance: not intended for hand held use at voltages above 33 Vrms/70 Vdc, 15A, +131°F (+55°C) max.

*Std. Colors: Available in 10 Colors.

Model#	Length	Special Features
2948-12-*	12in (0.3m)	gold-plated finish
2948-24-*	24in (0.6m)	"
2948-36-*	36in (0.9m)	"
2948-48-*	48in (1.2m)	"
2948-60-*	60in (1.5m)	"

Model 2948 Multi-Stacking Banana Plug Patch Cord features a gold-plated finish.

*Std. Colors: -0 Black, -2 Red.

Cross Stacking Banana Plug Patch Cord



Model#	Length
1440-12-*	12in (0.3m)
1440-18-*	18in (0.5m)
1440-24-*	24in (0.6m)
1440-36-*	36in (0.9m)
1440-48-*	48in (1.2m)
1440-60-*	60in (1.5m)

Cable: 18 AWG Wire, 0.144in (3.56mm) O.D.

Rating: Hands free testing in controlled voltage environment: 5000 Vdc; For CE compliance: not intended for hand held use at voltages above 33 Vrms/70 Vdc, 15A, +131°F (+55°C) max.

Multi-stacking sheathed (4mm) Banana Plug Patch Cord



Model# 6727-*

4ft (1.2 meter) stackable safety lead.

Material: Contacts: nickel-plated brass; Wire: multi-strand copper.

Insulation: silicone.

Rating: IEC1010 1000V Cat III, 20A max (10A cont.), 14 to 176°F (-10 to +80°C).

*Std. Colors: -0 Black only, -2 Red only.

Horizontal Stacking Banana Plug Patch Cord



Model#	Length
HB-12-*	12in (0.3m)
HB-24-*	24in (0.6m)
HB-36-*	36in (0.9m)
HB-48-*	48in (1.2m)
HB-60-*	60in (1.5m)

Cable: 18 AWG Wire, 0.144in (3.56mm) O.D.

Rating: Hands free testing in controlled voltage environment: 5000 Vdc; For CE compliance: not intended for hand held use at voltages above 33 Vrms/70 Vdc, 15A, +131°F (+55°C) max.

*Std. Colors: -0 Black, -2 Red.

Multi-Stacking Banana Plug Coiled Patch Cord

Model#	Ext. Length
2484*	48in (1.23m)

Cable: 20 AWG Wire, 0.087in (2.21mm) O.D.

Extended Length: 48in (1.2m).

One patch cord replaces many different lengths.

Rating: Hands free testing in controlled voltage environment: 270 Vdc; For CE compliance: not intended for hand held use at voltages above 33 Vrms/70 Vdc, 5A, +131°F (+55°C) max.

*Std. Colors: -0 Black, -2 Red.


Multi-Stacking Banana Plug Patch Cord with In-Line Fuse Holder

Model#	Length
4274-24-*	24in (0.6m)
4274-36-*	36in (0.9m)

Cable: 18 AWG Wire, 0.144in (3.56mm) O.D.

Rating: Hands free testing in controlled voltage environment: 5000 Vdc; For CE compliance: not intended for hand held use at voltages above 33 Vrms/70 Vdc, 15A, +131°F (+55°C).

*Std. Colors: -0 Black, -2 Red.


Multi-Stacking Banana Plug to Miniature Stacking Banana Plug

Model#	Length
3014-36-*	36in (0.9m)

Cable: 20 AWG Wire, 0.087in (2.21mm) O.D.

Rating: Hands free testing in controlled voltage environment: 3000 Vdc; For CE compliance: not intended for hand held use at voltages above 33 Vrms/70 Vdc, 5A, +131°F (+55°C) max.

*Std. Colors: -0 Black, -2 Red.



Multi-Stacking Banana Plug to Stacking Pin Tip Plug

Model#	Length
1126-12-*	12in (0.3m)
1126-24-*	24in (0.6m)
1126-36-*	36in (0.9m)
1126-48-*	48in (1.2m)
1126-60-*	60in (1.5m)

20 AWG Wire, 0.087in (2.21mm) O.D.

Rating: Hands free testing in controlled voltage environment: 3000 Vdc; For CE compliance: not intended for hand held use at voltages above 33 Vrms/70 Vdc, 5A, +131°F (+55°C) max.

*Std. Colors: -0 Black, -2 Red.



Right Angle Stacking BananaPlug Patch Cord

Model#	Length
2864-24-*	24in (0.6m)

Cable: 18 AWG Wire, 0.14in (3.56mm) O.D.

Rating: Hands free testing in controlled voltage environment: 5000 Vdc; For CE compliance: not intended for hand held use at voltages above 33 Vrms/70 Vdc, 15A, +131°F (+55°C) max.

*Std. Colors: -0 Black, -2 Red.


Multi-Stacking Banana Plug to Minigrabber® Test Clip


Model#	Length
3782-12-*	12in (0.3m)
3782-24-*	24in (0.6m)
3782-36-*	36in (0.9m)
3782-48-*	48in (1.2m)
3782-60-*	60in (1.5m)

Hook attaches to component leads up to 0.060in (1.52mm) O.D.

Cable: 20 AWG Wire, 0.087in (2.21mm) O.D.

Rating: Hands free testing in controlled voltage environment: 300V; For CE compliance: not intended for hand held use at voltages above 33 Vrms/70 Vdc, 5A, +131°F (+55°C) max.

*Std. Colors: Available in 10 colors.


Multi-Stacking Banana Plug to Minigrabber® Test Clip


Model#	Length
6249-12-*	12in (0.3m)
6249-24-*	24in (0.6m)
6249-36-*	36in (0.9m)

Features a slim 0.36in (9.14mm) body width. Hook attaches to component leads up to 0.060in (1.52mm) O.D.

Cable: 18 AWG Silicone insulated wire, 0.144in (3.56mm) O.D.

Rating: Hands free testing in controlled voltage environment: 300V; For CE compliance: not intended for hand held use at voltages above 33 Vrms/70 Vdc, 5A.

*Std. Colors: -0 Black, -2 Red.


Multi-Stacking Banana Plug to Minigrabber® Test Clip (Coiled) Patch Cord

Model#	Ext. Length
4538-*	48in (1.2m)

Hook attaches to components up to 0.060in (1.52mm) O.D.

Cable: 20 AWG Retractable Cord, 0.087in (2.21mm) O.D.

Rating: Hands free testing in controlled voltage environment: 300V; For CE compliance: not intended for hand held use at voltages above 33 Vrms/70 Vdc, 5A, +131°F (+55°C).

*Std. Colors: -0 Black, -2 Red.



Multi-Stacking Banana Plug to Micrograbber® Test Clip



Model#	Length
5053-12-*	12in (0.3m)
5053-24-*	24in (0.6m)
5053-36-*	36in (0.9m)
5053-48-*	48in (1.2m)

Hook attaches to components up to 0.040in (1.02mm) O.D.

Cable: 20 AWG Wire, 0.087in (2.21mm) O.D.

Rating: *Hands free testing* in controlled voltage environment: 150V; *For CE compliance:* not intended for hand held use at voltages above 33 Vrms/70 Vdc, 3A, +131°F (+55°C) max.

*Std. Colors: -0 Black, -2 Red.

Multi-Stacking Banana Plug to Maxigrabber® Test Clip



Model#	Length
4996-36-*	36in (0.9m)
4996-48-*	48in (1.2m)
4996-60-*	60in (1.5m)


Hook attaches to components up to 0.060in (1.52mm) O.D.

Cable: 20 AWG Wire, 0.087in (2.21mm) O.D.

Rating: *Hands free testing* in controlled voltage environment: 300V; *For CE compliance:* not intended for hand held use at voltages above 33 Vrms/70 Vdc, 5A, +131°F (+55°C) max.

*Std. Colors: -0 Black, -2 Red.

Multi-Stacking Banana Plug to MiniPincer® Test Clip



Model#	Length
5421-24-*	24in (0.6m)
5421-36-*	36in (0.9m)

Pincer Opening: 0.090in (2.29mm).

Cable: 20 AWG Wire, 0.087in (2.21mm) O.D.

Rating: *Hands free testing* in controlled voltage environment: 300V; *For CE compliance:* not intended for hand held use at voltages above 33 Vrms/70 Vdc, 5A, +131°F (+55°C) max.

*Std. Colors: -0 Black, -2 Red.

Minigrabber® Test Clip with Sheathed Banana Jack



Model#	Plug Type	Rating
6248-12-*	Sheathed Banana Jack	IEC1010 2-031 CAT II 300V

Test Lead Extender.

Silicone insulated 1ft (0.3m) leads fit on the end of modular test leads such as Pomona 5907A.

Std. Colors: -0 Black, -2 Red.

Multi-Stacking Banana Plug to SMD Grabber® Test Clip



Model#	Length
5302-12-*	12in (0.3m)
5302-24-*	24in (0.6m)
5302-36-*	36in (0.9m)


Pincer Opening: 0.040in (1.02mm).

Cable: 22 AWG Wire, 0.064in (1.63mm) O.D.

Rating: *Hands free testing* in controlled voltage environment: 150V; *For CE compliance:* not intended for hand held use at voltages above 33 Vrms/70 Vdc, 0.5A, +131°F (+55°C) max.

*Std. Colors: -0 Black, -2 Red.

Double Banana Plug with Safety Shrouds



Model#	Length
6283-C-36	36in (0.9m)
6283-C-48	48in (1.2m)
6283-C-60	60in (1.5m)

Fits Digital Multi-meters and other instruments with shrouded jacks.

Offset design designates hot and ground leads.

Black and red banana plug shrouds.

Molded strain relief for long life.

MIL spec coaxial cable.

Overtolerance CAT II, 600V, 5A per IEC1010-2-031.

Minigrabber® Test Clip Leads



6244



5428/6231



6245

Model#	Plug Type	Rating
6244-48-*	Right-angle DMM	CAT II 300V
5428-48-*	Right-angle DMM	300 Vrms*
6231	Right-angle DMM	300 Vrms*
6245-48-*	Straight DMM	CAT II 300V

Silicone insulated 4ft (122m) leads fit most meters from Fluke, Wavetek (Meterman), HP, Amprobe, Greenlee and others

Std. Colors: -0 Black, -2 Red


* *Hands free testing* in controlled voltage environments: 300 Vrms; *For CE compliance:* not intended for hand held use at voltages above 33 Vrms/70 Vac.

Multi-Stacking Double Banana Plugs on Retractable (Coiled) Cord

Model#	Extended Length
3864-48	48in (1.2m)
3864-72	72in (1.8m)

Rating: Hands free testing in controlled voltage environment: 90 Vac/270 Vdc; For CE compliance: not intended for hand held use at voltages above 33 Vrms/70 Vdc, +122°F (+50°C) max.

Cable Type: Shielded Microphone Cable.



Multi-Stacking Double Banana Plug, One End Only

Model#	Length
1326-A-60	60in (1.5m)
1326-C-60	60in (1.5m)

Rating: Hands free testing in controlled voltage environment: A: 300 Vrms, C: 1400 Vrms; For CE compliance: not intended for hand held use at voltages above 33 Vrms/70 Vdc, +131°F (+55°C) max.

See chart on page 9 for additional cable specifications.




Multi-Stacking Double to Multi-Stacking Single Banana Plugs

Model#	Length
1368-A-18	18in (0.5m)
1368-A-24	24in (0.6m)
1368-A-30	30in (0.76m)
1368-A-36	36in (0.9m)
1368-A-48	48in (1.2m)
1368-A-60	60in (1.5m)

Rating: Hands free testing in controlled voltage environment: 300 Vrms; For CE compliance: not intended for hand held use at voltages above 33 Vrms/70 Vdc, +122°F (+50°C) max.

See chart on page 9 for additional cable specifications.

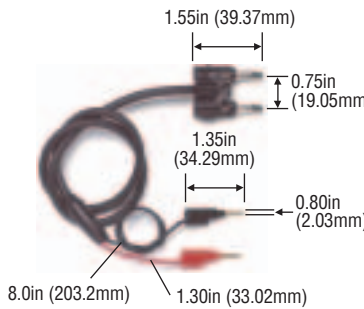


Double Banana Plug to Stacking Pin Tip Plugs

Model#	Length
2BC-PP-36	36in (0.9m)
2BC-PP-48	48in (1.2m)
2BC-PP-60	60in (1.5m)

Cable Type: RG58C/U 0.195in (4.95mm) O.D.

Rating: Hands free testing in controlled voltage environment: 1400 Vrms; For CE compliance: not intended for hand held use at voltages above 33 Vrms/70 Vdc, +122°F (+50°C) max.




Two Conductor shielded Balanced Line

Model#	Length
1167-18	18in (0.5m)
1167-24	24in (0.6m)
1167-30	30in (0.76m)
1167-36	36in (0.9m)
1167-48	48in (1.2m)
1167-60	60in (1.5m)

Rating: Hands free testing in controlled voltage environment: 1000 Vrms; For CE compliance: not intended for hand held use at voltages above 33 Vrms/70 Vdc, +131°F (+55°C) max.

Cable Type I: See chart on page 9 for additional cable specifications.




Multi-Stacking Banana Plugs, Two Each End

Model#	Length
2239-C-24	24in (0.6m)
2239-C-36	36in (0.9m)
2239-C-48	48in (1.2m)

Rating: Hands free testing in controlled voltage environment: 1400 Vrms; For CE compliance: not intended for hand held use at voltages above 33 Vrms/70 Vdc, +131°F (+55°C) Max.


See chart on page 9 for additional cable specifications.



Multi-Stacking Double Banana Plug Cables

Model#	Cable Type	Length
2BA-18	Two Conductor Twisted Pair, 18 AWG, 0.25in (6.35mm) O.D.	18in (0.5m)
2BA-24		24in (0.6m)
2BA-36		36in (0.9m)
2BA-48		48in (1.2m)
2BA-60		60in (1.5m)
2BC-24	RG58C/U, 0.195in (4.95mm) O.D.	24in (0.6m)
2BC-36		36in (0.9m)
2BC-48		48in (1.2m)
2BC-60		60in (1.5m)

Rating: Hands free testing in controlled voltage environment: 2BA: 300 Vrms, 2BC: 1400 Vrms; For CE compliance: not intended for hand held use at voltages above 33 Vrms/70 Vdc, +131°F (+50°C) max.




Multi-Stacking Double Banana Plug to Minigrabber® Test Clips


Model#	Length
3786-C-18	18in (0.5m)
3786-C-24	24in (0.6m)
3786-C-36	36in (0.9m)
3786-C-48	48in (1.2m)
3786-C-60	60in (1.5m)

Rating: Hands free testing in controlled voltage environment: 300 Vrms; For CE compliance: not intended for hand held use at voltages above 33 Vrms/70 Vdc, +122°F (+50°C) max.

See chart on page 9 for additional cable specifications.



Double Banana Plug to Micrograbber® Test Clips




Model#	Length
4768-K-24	24in (0.6m)
4768-K-36	36in (0.9m)
4768-K-48	48in (1.2m)
4768-K-60	60in (1.5m)

Rating: Hands free testing in controlled voltage environment: 150 Vrms; For CE compliance: not intended for hand held use at voltages above 33 Vrms/70 Vdc, +122°F (+50°C) max.

See chart on page 9 for additional cable specifications.

Miniature Double Banana Plug Cable



Model#	Length
2247-K-24	24in (0.6m)

Rating: Hands free testing in controlled voltage environment: 1000 Vrms; For CE compliance: not intended for hand held use at voltages above 33 Vrms/70 Vdc, +131°F (+55°C) max.

Cable Type: RG174/U, 0.100in (2.54mm) O.D.

Double Banana Plug to Alligator Test Clips



Model#	Length
2BA-AL-36	36in (0.9m)
2BA-AL-48	48in (1.2m)
2BA-AL-60	60in (1.5m)

Cable Type: Two cond. Twisted Pair.

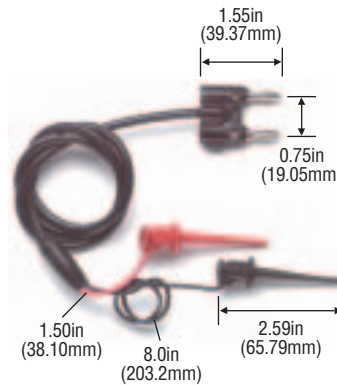
Model#	Length
2BC-AL-60	60in (1.5m)

Cable Type: RG58C/U50.Ω

Rating: Hands free testing in controlled voltage environment: 150 Vrms; For CE compliance: not intended for hand held use at voltages above 33 Vrms/70 Vdc, +122°F (+50°C) max.

Jaw Opening: 0.30in (7.62mm) max.

Multi-Stacking Double Banana Plug to Minipincer® Test Clips

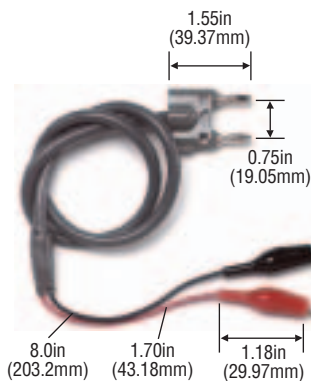


Model#	Length
5422-C-60	60in (1.5m)

Rating: Hands free testing in controlled voltage environment: 300 Vrms; For CE compliance: not intended for hand held use at voltages above 33 Vrms/70 Vdc, +122°F (+50°C) max.

See chart on page 9 for additional cable specifications.

Double Banana Plug to Minigator Test Clips



Model#	Length
2BC-MG-36	36in (0.9m)

Cable Type: RG58C/U.

Rating: Hands free testing in controlled voltage environment: 45 Vrms; For CE compliance: not intended for hand held use at voltages above 33 Vrms/70 Vdc, +122°F (+50°C) max.

Jaw Opening: 0.187in (4.75mm) max.

Minigator Clips to Miniature Double Banana Plug



Model#	Length
3027-K-24	24in (0.6m)

Rating: Hands free testing in controlled voltage environment: 45 Vrms; For CE compliance: not intended for hand held use at voltages above 33 Vrms/70 Vdc, +122°F (+50°C) max.

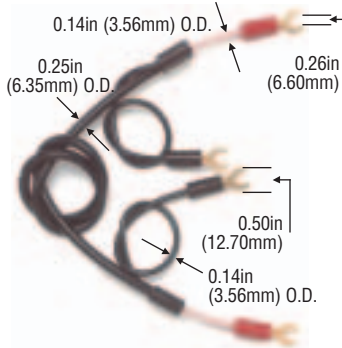
Jaw Opening: 0.187in (4.75mm)

See chart on page 9 for additional cable specifications.

Low Thermal EMF Patch Cords

Special alloy plating and construction preserve the accuracy of microvolt and nanovolt measurement equipment. Designed to greatly minimize the effect of Thermal Electric Voltage (Thermal EMF). Thermal EMF is generated at the junction of dissimilar metals at different temperatures and is common source of error in micro- and nano- volt measurements.

Shielded Low Thermal EMF Spade Lug Patch Cord




Model#	Length
1756-24	24in (0.6m)
1756-48	48in (1.2m)

Cable: 12 AWG Wire, Shield Leads: 18 AWG.

Material: *Spade Lug:* gold-plated Electrolytic Tough Pitch (ETP) 110 Copper Alloy, 1/2 hard.

Rating: *Hands free testing* in controlled voltage environment: 2000 Vdc; *For CE compliance:* not intended for hand held use at voltages above 33 Vrms/70 Vdc, 20A, 131°F (+55°C) max.

Low Thermal EMF Spade Lug Patch Cord



Model#	Length
1693-36-*	36in (0.9m)
1693-60-*	60in (1.5m)

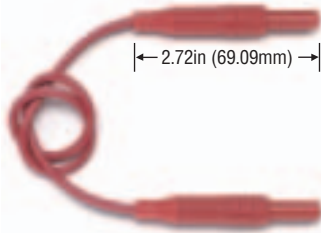
Cable: 12 AWG Wire, 0.144in (3.56mm) O.D.

Material: *Spade Lug:* gold-plated Electrolytic Tough Pitch (ETP) 110 Copper Alloy, 1/2 hard.

Rating: *Hands free testing* in controlled voltage environment: 2000 Vdc; *For CE compliance:* not intended for hand held use at voltages above 33 Vrms/70 Vdc, 20A, +131°F (+55°C) max.

*Std. Colors: -0 Black, -2 Red.

Low Thermal EMF Retractable Sheath Banana Plug Patch Cord



Model#	Length
5291A-12-*	12in (0.3m)
5291A-36-*	36in (0.9m)
5291A-60-*	60in (1.5m)


Cable: 12 AWG Wire, 0.144in (3.56mm) O.D.

Material: *Plug Body:* gold-plated tellurium copper; *Spring:* gold-plated Beryllium Copper.

Rating: 1000V per IEC1010-2-031, 7A, +131°F (+55°C).

*Std. Colors: -0 Black, -2 Red.

Low Thermal EMF Retractable Sheath Banana Plug to Spade Lug



Model#	Length
5295-36-*	36in (0.9m)


Cable: 12 AWG Wire, 0.144in (3.56mm) O.D.

Material: *Spade Lug:* gold-plated Electrolytic Tough Pitch (ETP) 110 Copper Alloy, 1/2 hard; *Plug End:* gold-plated tellurium copper.

Rating: *Hands free testing* in controlled voltage environment: 1000V; *For CE compliance:* not intended for hand held use at voltages above 33 Vrms/70 Vdc, 7A, +131°F (+55°C) max.

*Std. Colors: -0 Black, -2 Red.

Minigrabber® Test Clip Patch Cord



Model#	Length
3781-8-*	8in (0.2m)
3781-12-*	12in (0.3m)
3781-18-*	18in (0.5m)
3781-24-*	24in (0.6m)
3781-36-*	36in (0.9m)
3781-48-*	48in (1.2m)
3781-60-*	60in (1.5m)

Hook attaches to component leads up to 0.060in (1.52mm) O.D.

Cable: 20 AWG Wire, 0.087in (2.21mm) O.D.

Rating: *Hands free testing* in controlled voltage environment: 300V; *For CE compliance:* not intended for hand held use at voltages above 33 Vrms/70 Vdc, 5A, +216°F (+102°C) max.

*Std. Colors: Available in 10 colors.

Minigrabber® Test Clip Patch Cord Kit

Model# 5523

Kit contains 10 pcs. of Model 3781-24, one of each color.

One End Only

Model#	Length
3780-60-*	60in (1.5m)

*Std. Colors: -0 Black, -2 Red.

Minigrabber® Test Clip Patch Cord



Model#	Length
6246-12-*	12in (0.3m)
6246-24-*	24in (0.6m)
6246-36-*	36in (0.9m)

Features a slim 0.36in (9.14mm) body width. Hook attaches to component leads up to 0.060in (1.52mm) O.D.

Cable: 18 AWG silicone insulated wire, 0.144in (3.56mm) O.D.

Rating: *Hands free testing* in controlled voltage environment: 300V; *For CE compliance:* not intended for hand held use at voltages above 33 Vrms/70 Vdc, 5A per IEC1010-2-031 CAT II

*Std. Colors: -0 Black, -2 Red.

Minigrabber® Test Clip (Coiled) Patch Cord



Model# 4537-*

Cable: 20 AWG Retractable Cord, 0.087in (2.21mm) O.D. Extended Length: 48in (1.22m).


Rating: *Hands free testing* in controlled voltage environment: 300V; *For CE compliance:* not intended for hand held use at voltages above 33 Vrms/70 Vdc, 5A, 140°F (+60°C) max.

*Std. Colors: -0 Black, -2 Red.

One End Only

Model# 4536-*

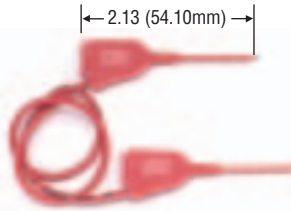
Minipincer® Test Clip Patch Cord



Model#	Length
5419-12-*	12in (0.3m)
5419-24-*	24in (0.6m)

Pincer Opening: 0.090in (2.29mm).
Cable: 20 AWG Wire, 0.087in (2.21mm) O.D.
Rating: *Hands free testing* in controlled voltage environment: 300V; *For CE compliance:* not intended for hand held use at voltages above 33 Vrms/70 Vdc, 5A, +176°F (+80°C) max.
***Std. Colors:** -0 Black, -2 Red.

Ultra-Thin MicroGrabber® Test Clip Patch Cord



Model#	Length
6091-10-*	10in (0.25m)
6091-20-*	20in (0.51m)

Designed especially for today's fine pitched SMD's. Clips have a narrow body 0.120in (3.05mm) wide, and a small flexible shaft 0.050in (12.70mm) dia. x 0.910in (23.11mm) long.
Pincer Opening: 0.024in (0.61mm).
Cable: 22 AWG Wire, 0.064in (1.63mm) O.D.
Rating: *For CE compliance:* not intended for hand held use at voltages above 33 Vrms/60 Vdc, 1A, <15mΩ, +176°F (+80°C) max.
***Std. Colors:** -0 Black, -2 Red.

SMD Grabber® Test Clip Patch Cord



Model#	Length
5301-6-*	6in (0.15m)
5301-12-*	12in (0.3m)
5301-24-*	24in (0.6m)
5301-36-*	36in (0.9m)

Pincer Opening: 0.04in (1.63mm).
Cable: 22 AWG Wire, 0.064in (1.60mm) O.D.
Rating: *Hands free testing* in controlled voltage environment: 150V; *For CE compliance:* not intended for hand held use at voltages above 33 Vrms/70 Vdc, 0.5A, +216°F (+102°C) max.
***Std. Colors:** -0 Black, -2 Red.

One End Only

Model#	Length
6090-40-*	40in (1.02m)

Same as 6091 with one end only.
Rating: *Hands free testing* in controlled voltage environment: 45 Vac; *For CE compliance:* not intended for hand held use at voltages above 33 Vrms/70 Vdc, 2A, <15mΩ, +176°F (+80°C) max.
***Std. Colors:** -0 Black, -2 Red.

SMD Grabber® Test Clip Patch Cord Kit

Model# 5521
 Kit contains 10 pcs. of Model 5301-24, one each of ten colors.


Minigrabber® Test Clip to Minigator Test Clip



Model#	Length
4652-12-*	12in (0.3m)
4652-24-*	24in (0.6m)

Hook attaches to component leads up to 0.060in (1.52mm) O.D.
Jaw Opening: 0.187in (4.75mm).
Cable: 20 AWG Wire, 0.087in (2.21mm) O.D.
Rating: *Hands free testing* in controlled voltage environment: 45V; *For CE compliance:* not intended for hand held use at voltages above 33 Vrms/70 Vdc, 5A, +122°F (+50°C) max.
***Std. Colors:** -0 Black, -2 Red.

MicroGrabber® Test Clip Patch Cord




Model#	Length
4613-12-*	12in (0.3m)
4613-24-*	24in (0.6m)
4613-36-*	36in (0.9m)
4613-48-*	48in (1.2m)

Hook attaches to components up to 0.040in (1.02mm) O.D.
 20 AWG Wire, 0.087in (2.21mm) O.D.
Rating: *Hands free testing* in controlled voltage environment: 150V; *For CE compliance:* not intended for hand held use at voltages above 33 Vrms/70 Vdc, 3A, +216°F (+102°C) max.
***Std. Colors:** -0 Black, -2 Red.

MicroGrabber® Test Clip Patch Cord Kit

Model# 5525
 Kit contains 10 pcs. of Model 4613-24, one each of ten colors.

Multi-Stacking Banana Plug to Alligator Test Clip




Model#	Length
1166-8-*	8in (0.2m)
1166-12-*	12in (0.3m)
1166-24-*	24in (0.6m)
1166-36-*	36in (0.9m)
1166-48-*	48in (1.2m)
1166-60-*	60in (1.5m)

Jaw Opening: 0.300in (7.62mm).
Cable: 18 AWG Wire, 0.144in (3.56mm) O.D.
Rating: *Hands free testing* in controlled voltage environment: 150V; *For CE compliance:* not intended for hand held use at voltages above 33 Vrms/70 Vdc, 5A, +122°F (+50°C) max.
***Std. Colors:** -0 Black, -2 Red.

Banana Plug to Alligator Clip Patch Cord Kit

Model#	Length
6357-36	36in (0.9m)

Kit contains 10 pcs. of Model 1166 patch cords, one each of 10 colors.

Minigator Test Clip Patch Cord


Model#	Length
MG-B-4-*	4in (0.1m)
MG-B-8-*	8in (0.2m)
MG-B-12-*	12in (0.3m)
MG-B-24-*	24in (0.6m)
MG-B-36-*	36in (0.9m)
MG-B-48-*	48in (1.2m)

Jaw Opening: 0.187in (4.75mm).

Cable: 18 AWG Wire, 0.144in (3.56mm) O.D.

Rating: Hands free testing in controlled voltage environment: 45V; For CE compliance: not intended for hand held use at voltages above 33 Vrms/45 Vdc, 5A, +122°F (+50°C) max.


*Std. Colors: -0 Black, -2 Red.

Model#	Length
1236-24-*	24in (0.6m)

Cable: 20 AWG Wire, 0.087in (2.21mm) O.D.

Rating: Hands free testing in controlled voltage environment: 45V; For CE compliance: not intended for hand held use at voltages above 33 Vrms/45 Vdc, 5A, +122°F (+50°C) max.

*Std. Colors: -0 Black, -2 Red.

1000V Alligator Patch Cord


Model#	Length
6576-24-*	24in (0.6m)
6576-36-*	36in (0.9m)
6576-48-*	48in (1.2m)


Jaw Opening: 0.300in (7.62mm).

Material: Body: nickel-plated steel; Boot: santoprene rubber.

Cable: 18 AWG Wire, silicone insulated.

Rating: Hands free testing in controlled voltage environment: 1000V, 10A, -13 to 176°F (-25°C to 80°C).

*Std. Colors: -0 Black, -2 Red.

Alligator Test Clip Patch Cord


Model#	Length
AL-B-4-*	4in (0.1m)
AL-B-8-*	8in (0.2m)
AL-B-12-*	12in (0.3m)
AL-B-18-*	18in (0.5m)
AL-B-24-*	24in (0.6m)
AL-B-36-*	36in (0.9m)
AL-B-48-*	48in (1.2m)
AL-B-60-*	60in (1.5m)

Jaw Opening: 0.300in (7.62mm).

Cable: 18 AWG Wire, 0.144in (3.56mm) O.D.

Rating: Hands free testing in controlled voltage environment: 150V; For CE compliance: not intended for hand held use at voltages above 33 Vrms/70 Vdc, 5A, +122°F (+50°C) max.

*Std. Colors: -0 Black, -2 Red.

Alligator Test Clip Patch Cord Kit

Model#	Length
6356-12	12in (0.3m)
6356-24	24in (0.6m)
6356-36	36in (0.9m)
6356-60	60in (1.5m)

Kit contains 10pcs. of Model AL-B patch cords, one each of 10 colors.

Multi-Stacking Banana Plug to Minigator Test Clip


Model#	Length
3220-8-*	8in (0.2m)
3220-12-*	12in (0.3m)
3220-24-*	24in (0.6m)
3220-36-*	36in (0.9m)
3220-48-*	48in (1.2mm)
3220-60-*	60in (1.52mm)

Jaw Opening: 0.187in (4.75mm).

Cable: 20 AWG Wire, 0.087in (2.21mm) O.D.

Rating: Hands free testing in controlled voltage environment: 45V; For CE compliance: not intended for hand held use at voltages above 33 Vrms/45 Vdc, 5A, +122°F (+50°C) max.

*Std. Colors: -0 Black, -2 Red.


5 Way Alligator to Sheathed Right Angle Set


Model#	Length
6483-48-02	48in (1.2mm)

Clip includes bed of nails and single needle tip for easy, versatile piercing of wire insulation to contact inner conductor for measurement.

Pierces 19 to 26 AWG wire.

Std. Colors: Set of one black and one red.


Retractable Sheath Banana Plug Patch Cord


Model#	Length
4911A-12-*	12in (0.3m)
4911A-18-*	18in (0.5m)
4911A-24-*	24in (0.6m)
4911A-36-*	36in (0.9m)
4911A-48-*	48in (1.2mm)
4911A-60-*	60in (1.5mm)

Cable: 18 AWG Wire, 0.144in (3.56mm) O.D.

Rating: 1000V per IEC1010-2-031, 10A, +176°F (+80°C) max.

*Std. Colors: -0 Black, -2 Red.

Extra Large Alligator Test Clip to Sheathed Banana Plug Patch Cord


Model#	Length
6570-36-*	36in (0.9m)

Alligator length: 3.6in (91.44mm),

Jaw Opening: 0.8in (20.32mm).


Rating: Conforms to IEC1010-2-031, Overvoltage.

Category III, 1000V, 10A.

Cable: High flex 18 AWG Silicone wire.

*Std. Colors: -0 Black, -2 Red.

Retractable Sheath Stacking Banana Plug Patch Cord



Model#	Length
5403-12-*	12in (0.3m)
5403-24-*	24in (0.6m)
5403-36-*	36in (0.9m)
5403-48-*	48in (1.2m)
5403-60-*	60in (1.5m)


This retractable sheath banana plug has a stacking feature allowing the insertion of standard or other retractable plugs.

Cable: 18 AWG wire, 0.144in (3.56mm) O.D.

Rating: *Hands free testing* in controlled voltage environment: 1200 V ac/dc; *For CE compliance:* not intended for hand held use at voltages above 33 Vrms/70 Vdc, 7A, +131°F (+55°C) max.

*Std. Colors: -0 Black, -2 Red.

Minigrabber® Test Clip to Retractable Sheath Banana Plug Patch Cord



Model#	Length
5270-36-*	36in (0.9m)


Hook attaches to component leads up to 0.060in (1.52mm) O.D.

Cable: 20 AWG Wire, 0.087in (2.21mm) O.D.

Rating: *Hands free testing* in controlled voltage environment: 300V; *For CE compliance:* not intended for hand held use at voltages above 33 Vrms/70 Vdc, 5A, +131°F (+55°C) max.

*Std. Colors: -0 Black, -2 Red.

Minigrabber® Test Clip to Straight Banana Plug Patch Cord



Model#	Length
4650-24-*	24in (0.6m)
4650-36-*	36in (0.9m)


Hook attaches to component leads up to 0.060in (1.52mm) O.D.

Cable: 20 AWG Wire, 0.087in (2.21mm) O.D.

Rating: *Hands free testing* in controlled voltage environment: 300V; *For CE compliance:* not intended for hand held use at voltages above 33 Vrms/70 Vdc, 5A, +122°F (+50°C) max.

*Std. Colors: -0 Black, -2 Red.

0.025in (0.64mm) Square Pin Jack to Straight Banana Plug



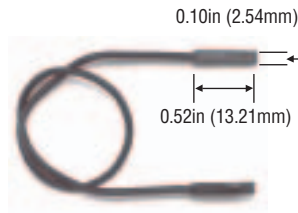
Model#	Length
4771-24-*	24in (0.6m)
4771-36-*	36in (0.9m)
4771-48-*	48in (1.2m)

Cable: 22 AWG Wire, 0.064in (1.63mm) O.D.

Rating: *Hands free testing* in controlled voltage environment: 45 Vac/60 Vdc; *For CE compliance:* not intended for hand held use at voltages above 33 Vrms/60 Vdc, 3A, +122°F (+50°C) max.

*Std. Colors: -0 Black, -2 Red.

0.025in (0.64mm) Square Pin Jack Patch Cord



Model#	Length
4741-6	6in (0.15m)
4741-12	12in (0.3m)
4741-24	24in (0.6m)

Cable: 22 AWG Wire, 0.064in (1.63mm) O.D.

Rating: *Hands free testing* in controlled voltage environment: 45 Vac/60 Vdc; *For CE compliance:* not intended for hand held use at voltages above 33 Vrms/60 Vdc, 3A, +122°F (+50°C) max.

*Std. Colors: -0 Black, -2 Red.

0.025in (0.64mm) Square Pin Jack Patch Cord Kit

Model#	Length
5948	

Kit contains 10 pcs. of Model 4741-6, one ea. of 10 colors.

0.025in (0.64mm) Square Pin Jack to 0.080in (2.03mm) Pin Tip Plug



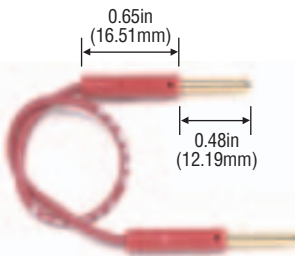
Model#	Length
4772-24-*	24in (0.6m)

Cable: 22 AWG Wire, 0.064in (1.63mm) O.D.

Rating: *Hands free testing* in controlled voltage environment: 45 Vac/60 Vdc; *For CE compliance:* not intended for hand held use at voltages above 33 Vrms/60 Vdc, 3A, +122°F (+50°C) max.

*Std. Colors: -0 Black, -2 Red.

0.080in (2.0mm) Dia. Pin Tip Plug Patch Cord





Model#	Length
PT080-4-*	4in (0.1m)
PT080-8-*	8in (0.2m)
PT080-12-*	12in (0.3m)
PT080-18-*	18in (0.5m)
PT080-24-*	24in (0.6m)
PT080-36-*	36in (0.9m)
PT080-48-*	48in (1.17m)
PT080-60-*	60in (1.52m)

Cable: 22 AWG Wire, 0.064in (1.63mm) O.D.

Rating: *Hands free testing* in controlled voltage environment: 1000 Vdc; *For CE compliance:* not intended for hand held use at voltages above 33 Vrms/70 Vdc, 3A, +131°F (+55°C) max.

*Std. Colors: -0 Black, -2 Red.



**0.025in (0.64mm)
 Square Pin Jack Pin to
 SMD Grabber® Test Clip**



Model#	Length
5412-12-*	12in (0.3m)
5412-24-*	24in (0.6m)
5412-36-*	36in (0.9m)

Pincer Opening: 0.04in (1.02mm).

Cable: 22 AWG Wire, 0.064in (1.63mm) O.D.

Rating: *Hands free testing* in controlled voltage environment: 150V; *For CE compliance:* not intended for hand held use at voltages above 33 Vrms/70 Vdc, 0.5A, +122°F (+50°C).

*Std. Colors: -0 Black, -2 Red.

**Minigrabber® Test Clip
 to Miniature Stacking
 Banana Plug**


Model#	Length
3784-24-*	24in (0.6m)
3784-36-*	36in (0.9m)

Hook attaches to component leads up to 0.06in (1.52mm) O.D.

Cable: 20 AWG Wire, 0.087in (2.21mm) O.D.


Rating: *Hands free testing* in controlled voltage environment: 300V; *For CE compliance:* not intended for hand held use at voltages above 33 Vrms/70 Vdc, 5A, +131°F (+55°C) max.

*Std. Colors: -0 Black, -2 Red.

**0.025in (0.64mm)
 Square Pin Jack Pin
 to SMD Grabber® Kit**

Model# 5924

Kit contains 10 pcs. of Model 5412-12, one ea. of 10 colors.


**Stacking Pin Tip Plug
 Patch Cord**


Model#	Length
P-4-*	4in (0.1m)
P-8-*	8in (0.2m)
P-12-*	12in (0.3m)
P-18-*	18in (0.5m)
P-24-*	24in (0.6m)
P-36-*	36in (0.9m)
P-48-*	48in (1.2m)
P-60-*	60in (1.5m)

Cable: 20 AWG Wire, 0.087in (2.21mm) O.D.

Rating: *Hands free testing* in controlled voltage environment: 3000 Vdc; *For CE compliance:* not intended for hand held use at voltages above 33 Vrms/70 Vdc, 5A, +131°F (+55°C) max.

*Std. Colors: -0 Black, -2 Red.

**Miniature Stacking
 Banana Plug Patch Cord**


Model#	Length
1081-4-*	4in (0.1m)
1081-8-*	8in (0.2m)
1081-12-*	12in (0.3m)
1081-18-*	18in (0.5m)
1081-24-*	24in (0.6m)
1081-36-*	36in (0.9m)
1081-48-*	48in (1.2m)
1081-60-*	60in (1.5m)

Cable: 20 AWG Wire, 0.087in (2.21mm) O.D.

Rating: *Hands free testing* in controlled voltage environment: 3000 Vdc; *For CE compliance:* not intended for hand held use at voltages above 33 Vrms/70 Vdc, 5A, +131°F (+55°C) max.

*Std. Colors: -0 Black, -2 Red.

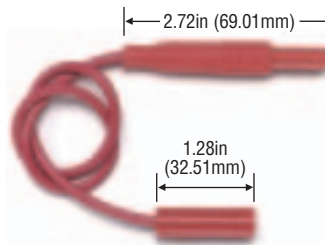
**Miniature Banana Plug
 Patch Cord**


Model#	Length
2842-12-*	12in (0.3m)
2842-36-*	36in (0.9m)

Cable: 20 AWG Wire, 0.144in (3.56mm) O.D.

Rating: *Hands free testing* in controlled voltage environment: 3000 Vdc; *For CE compliance:* not intended for hand held use at voltages above 33 Vrms/70 Vdc, 5A, +131°F (+55°C) max.

*Std. Colors: -0 Black, -2 Red.

**Retractable Sheath
 Banana Plug to
 Banana Jack**


Model#	Length
5259-36-*	36in (0.9m)

Cable: 18 AWG Wire, 0.144in (3.56mm) O.D.

Rating: *Hands free testing* in controlled voltage environment: 1000 Vdc; *For CE compliance:* not intended for hand held use at voltages above 33 Vrms/70 Vdc, 7A, +131°F (+55°C) max.

*Std. Colors: -0 Black, -2 Red.

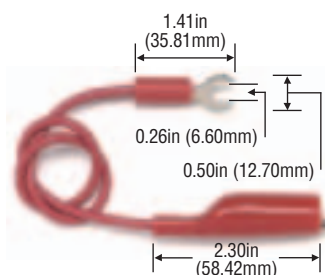
**Banana Plug to
 Banana Jack**


Model#	Length
4702-12-*	12in (0.3m)
4702-24-*	24in (0.6m)
4702-36-*	36in (0.9m)
4702-48-*	48in (1.2m)
4702-60-*	60in (1.52m)

Cable: 18 AWG Wire, 0.144in (3.56mm) O.D.

Rating: *Hands free testing* in controlled voltage environment: 5000 Vdc; *For CE compliance:* not intended for hand held use at voltages above 33 Vrms/70 Vdc, 15A, +131°F (+55°C) max.

*Std. Colors: -0 Black, -2 Red.

**Alligator Test Clip to
 Insulated Spade Lug**


Model#	Length
1960-36-*	36in (0.9m)

Jaw Opening: 0.30in (7.62mm).

Cable: 18 AWG Wire, 0.144in (3.56mm) O.D.


Rating: *Hands free testing* in controlled voltage environment: 150V; *For CE compliance:* not intended for hand held use at voltages above 33 Vrms/70 Vdc, 5A, +122°F (+50°C) max.

*Std. Colors: -0 Black, -2 Red.

Boxes and Enclosures

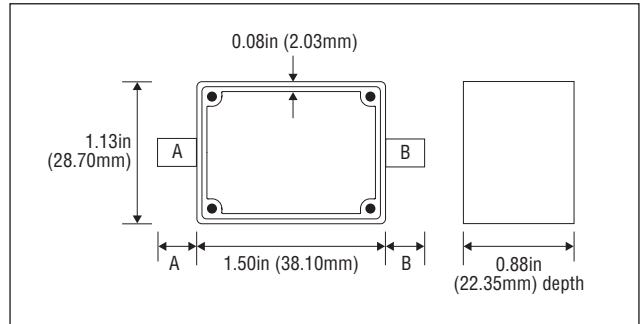
Pomona – the place to make your connections. From setting up system electronics to circuitry prototyping to creating permanent junctions, Pomona provides you with the boxes and enclosures to securely seal signal sensitive cables and wires. The large variety of die-cast aluminum connectorized enclosures and phenolic or molded thermoplastic boxes are ready to house components in styles and sizes that will simplify your interconnections.

Miniature Size Die Cast Aluminum Box with Cover




Model#	Finish	Connector: A		Connector: B	
		Type	Length	Type	Length
3754	None	–	–	–	–
3753	BBE	–	–	–	–
3751	BBE	BNC (F)	0.72in (18.29mm)	BNC (F)	0.72in (18.29mm)
3752	BBE	BNC (F)	0.72in (18.29mm)	BNC (M)	0.85in (21.59mm)
4507	BBE	BNC (F) x 2	0.53in (13.36mm)	BNC (M)	0.85in (21.59mm)
4742	Replacement cover				
4864	Cover screws, 100/pkg				
2352	Connector screws with solder turret				

BBE = Blue Baked Enamel Cover and screws included with all boxes.

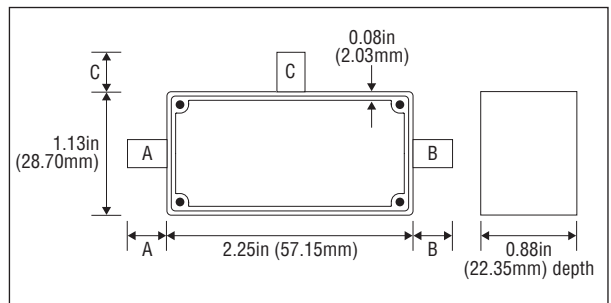


“A” Size Die Cast Aluminum Box with Cover



Model#	Finish	Connector: A		Connector: B		Connector: C	
		Type	Length	Type	Length	Type	Length
2400	None	–	–	–	–	–	–
2397	BBE	–	–	–	–	–	–
2390	BBE	BNC (F)	0.72in (18.29mm)	BNC (F)	0.72in (18.29mm)	–	–
2391	BBE	BNC (M)	0.85in (21.59mm)	BNC (F)	0.72in (18.29mm)	–	–
2392	BBE	BNC (F)	0.72in (18.29mm)	BNC (F)	0.72in (18.29mm)	BNC (F)	0.72in (18.29mm)
2401	BBE	BNC (F)	0.72in (18.29mm)	BNC (F)	0.72in (18.29mm)	BNC (M)	0.85in (21.59mm)
2393	BBE	BNC (F)	0.72in (18.29mm)	BNC (M)	0.85in (21.59mm)	PDB	0.82in (20.83mm)
2398	BBE	SMA (F)	0.38in (9.69mm)	SMA (M)	0.38in (9.69mm)	–	–
2399	BBE	SMA (F)	0.38in (9.69mm)	SMA (F)	0.38in (9.69mm)	–	–
4245	Replacement cover						
3728	Flange mounting cover						
4864	Cover screws, 100/pkg						
2352	Connector screws with solder turret						

BBE = Blue Baked Enamel PDB = Post, Double Binding Cover and screws included with all boxes.



“B” Size Die Cast Aluminum Box with Cover



2417/2428



3230



3231



3239



2411



3232



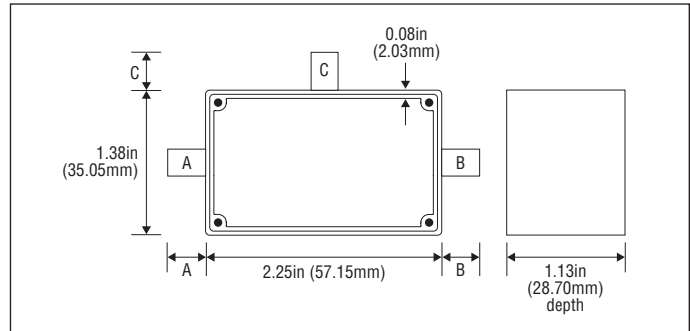
2420



3234

Model#	Finish	Connector: A		Connector: B		Connector: C		Connector: D	
		Type	Length	Type	Length	Type	Length	Type	Length
2428	None	–	–	–	–	–	–	–	–
2417	BBE	–	–	–	–	–	–	–	–
3230	BBE	BNC (F)	0.72in (18.29mm)	BNC (F)	0.72in (18.29mm)	–	–	–	–
3231	BBE	BNC (F)	0.72in (18.29mm)	BNC (M)	0.85in (21.59mm)	–	–	–	–
2411	BBE	N (M)	0.81in (20.57mm)	N (F)	0.75in (19.05mm)	–	–	–	–
3239	BBE	IBNC	0.47in (11.94mm)	IBNC	0.47in (11.94mm)	–	–	–	–
2420	BBE	BNC (F)	0.72in (18.29mm)	N (M)	0.75in (19.05mm)	–	–	–	–
3232	BBE	BNC (F)	0.72in (18.29mm)	BNC (F)	0.72in (18.29mm)	BNC (F)	0.72in (18.29mm)	–	–
3234	BBE	BNC (F)	0.72in (18.29mm)	BNC (F)	0.72in (18.29mm)	BNC (F)	0.72in (18.29mm)	BNC (F)	0.72in (18.29mm)
4246	Replacement cover								
3719	Flange mounting cover								
4864	Cover screws, 100/pkg								
2352	Connector screws with solder turret								

BBE = Blue Baked Enamel IBNC = Isolated BNC Cover and screws included with all boxes.



“C” Size Die Cast Aluminum Box with Cover



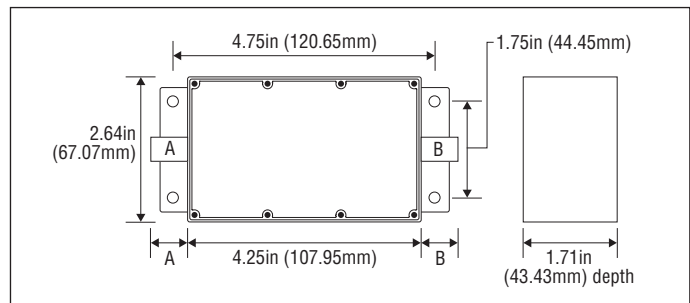
2901 / 2906



2902

Model#	Finish	Connector: A		Connector: B	
		Type	Length	Type	Length
2906	None	–	–	–	–
2901	BBE	–	–	–	–
2902	BBE	BNC (F)	0.72 (18.29mm)	BNC (F)	0.72 (18.29mm)
4248	Replacement cover				
2352	Connector screws with solder turret				

BBE = Blue Baked Enamel Cover and screws included with all boxes.



“D” Size Die Cast Aluminum Box with Cover



3602

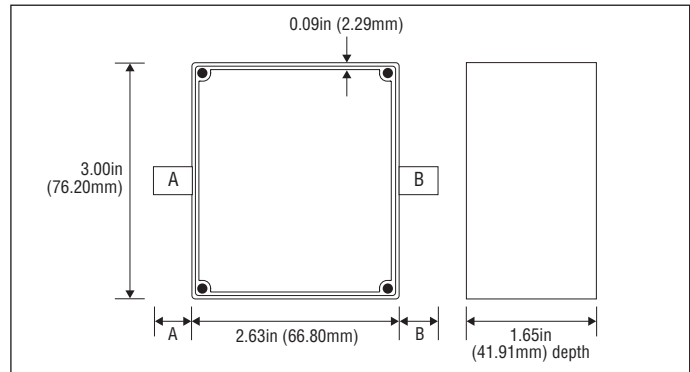
3603



3601/3606

Model#	Finish	Connector: A		Connector: B	
		Type	Length	Type	Length
3606	None	–	–	–	–
3601	BBE	–	–	–	–
3602	BBE	BNC (F)	0.72 (18.29mm)	BNC (F)	0.72 (18.29mm)
3603	BBE	BNC (F)	0.72 (18.29mm)	BNC (M)	0.85 (21.59mm)
4726	Replacement cover				
3958	Flange mounting cover				
2352	Connector screws with solder turret				

BBE = Blue Baked Enamel Cover and screws included with all boxes.




“E” Size Die Cast Aluminum Box with Cover

Model#	Finish
5186	None
4226	Blue Baked Enamel
4416	Replacement cover
6268	Cover screws, 100/pkg

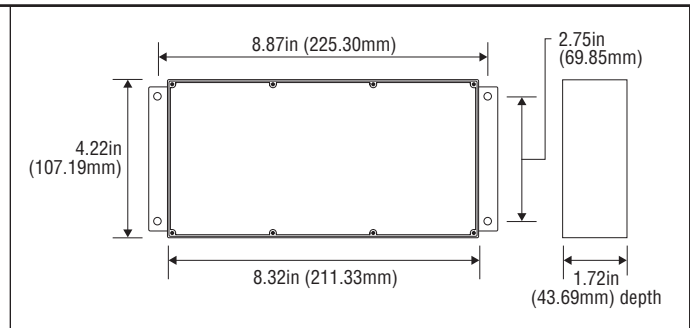
Cover and screws included.

Recommended Circuit Board Sizes:


- 8.00in x 1.49in x .062in, (203.2mm x 37.85 x 1.57mm) Thick.
- 3.90in x 1.49in x .062in, (99.06mm x 37.85 x 1.57mm) Thick.
- 7.60in x 3.40in x .062in, (193.04mm x 86.36mm x 1.57mm) Thick.




4226



“F” Size Extruded Aluminum Box with Covers



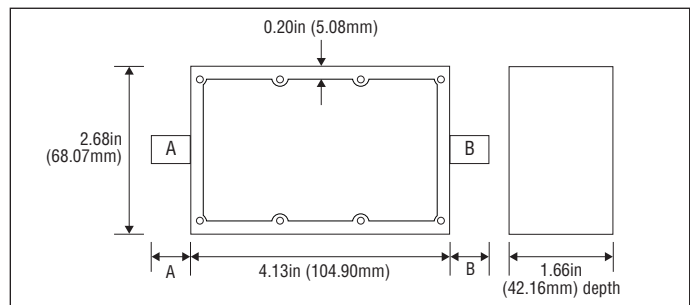
3301/3306



3302

Model#	Finish	Connector: A		Connector: B	
		Type	Length	Type	Length
3306	None	–	–	–	–
3301	BBE	–	–	–	–
3302	BBE	BNC (F)	0.72in (18.29mm)	BNC (F)	0.72in (18.29mm)
4247	Replacement cover				
3328	Flange mounting cover				
4862	Cover screws, 100/pkg				
2352	Connector screws with solder turret				

BBE = Blue Baked Enamel Cover and screws included with all boxes.



Recommended Circuit Board Sizes:

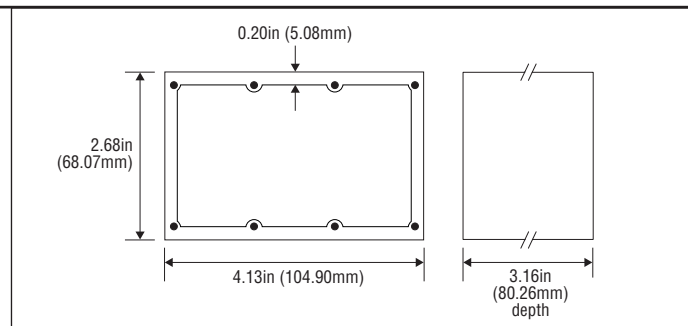

- 3.90in x 1.48in x 0.062in, (99.06mm x 37.59 x 1.57mm) Thick.
- 2.40in x 1.48in x 0.062in, (60.96mm x 37.59mm x 1.57mm) Thick.

“G” Size Extruded Aluminum Box with Cover


3316

Model#	Finish
3316	None
3311	Blue Baked Enamel
4247	Replacement cover
3328	Flange mounting cover
4862	Cover screws, 100/pkg

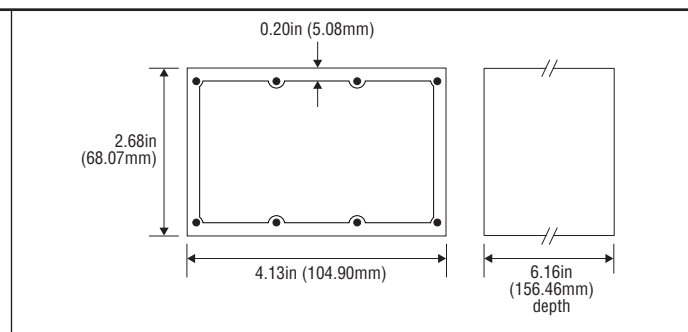
Cover and screws included.

Recommended Circuit Board Sizes:3.90in x 2.98in x .062in,
(99.06mm x 75.69mm x 1.57mm) Thick.2.40in x 2.98in x .062in,
(60.96mm x 75.69mm x 1.57mm) Thick.
“H” Size Extruded Aluminum Box with Cover



3742

Model#	Finish
3743	None
3742	Blue Baked Enamel
4247	Replacement cover
3328	Flange mounting cover
4862	Cover screws, 100/pkg

Cover and screws included.

Recommended Circuit Board Sizes:3.90in x 5.98in x .062in,
(99.06mm x 75.69mm x 1.57mm) Thick.2.40in x 5.98in x 0.062in,
(60.96mm x 75.69mm x 1.57mm) Thick.
“J” Size Die Cast Aluminum Box with Cover

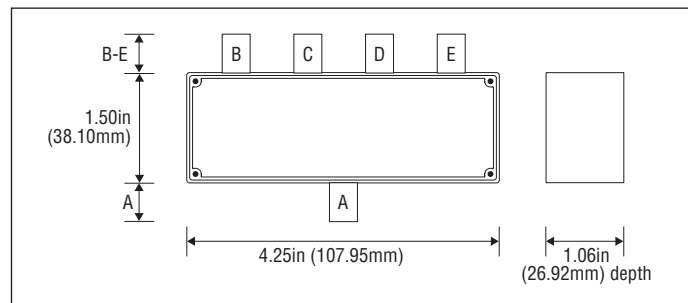

4655/5255



4656

Model#	Finish	Connector: A		Connector: B to E	
		Type	Length	Type	Length
5255	None	–	–	–	–
4655	BBE	–	–	–	–
4656	BBE	BNC (F)	0.72 (18.29mm)	BNC (F)	0.72 (18.29mm)
4658	Replacement cover				
4864	Cover screws, 100/pkg				

BBE = Blue Baked Enamel Cover and screws included with all boxes.

**Recommended Circuit Board Sizes:**4.13in x 0.87in x 0.062in,
(104.9mm x 22.10mm x 1.57mm) Thick1.38in x 0.87in x .062in
(35.05mm x 22.10mm x 1.57mm) Thick

"L" Size Die Cast Aluminum Box with Cover

Model#	Finish
5203	None
4903	Blue Baked Enamel
5198	Replacement cover
4864	Cover screws, 100/pkg

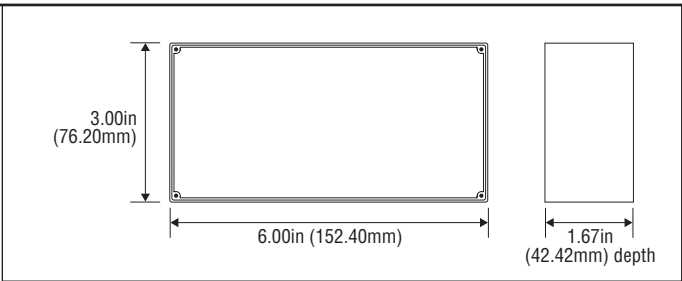
Cover and screws included.

Recommended Circuit Board Sizes:

5.88in x 1.48in x .062in,
(149.35mm x 37.59mm x 1.57mm) Thick
2.88in x 1.48in x .062in,
(73.15mm x 37.59mm x 1.57mm) Thick



4903



Black Phenolic Box with Cover



2105



2259



2098



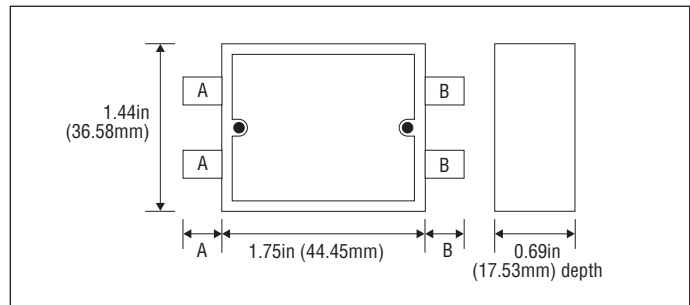
2096

Model#	Finish	Connector: A		Connector: B	
		Type	Length	Type	Length
2105	EGP	-	-	-	-
2259	EGP	PDB	0.80in (20.32mm)	DBP	0.70in (17.78mm)
2098	EGP	DBJ	-	DBP	0.70in (17.78mm)
2096	EGP	-	-	DBP	0.70in (17.78mm)

EGP = Electrical Grade Phenolic
PDB = Post, Double Binding

DBJ = Double Banana Jack
DBP = Double Banana Plug

Cover and screws included with all boxes.



Black Phenolic Box with Cover



2103



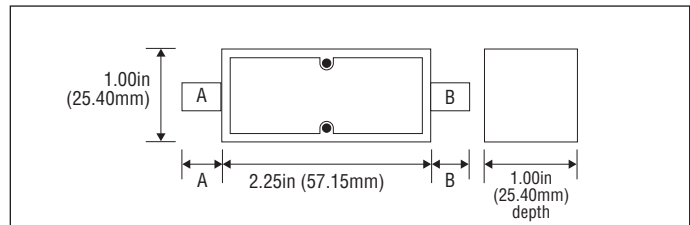
2099

Model#	Finish	Connector: A		Connector: B	
		Type	Length	Type	Length
2103	EGP	-	-	-	-
2099	EGP	BNC (M)	0.85 (21.59mm)	BNC (F)	0.72 (18.29mm)

EGP = Electrical Grade Phenolic
DBJ = Double Banana Jack

DBP = Double Banana Plug

Cover and screws included with all boxes.



Black Phenolic Box with Cover



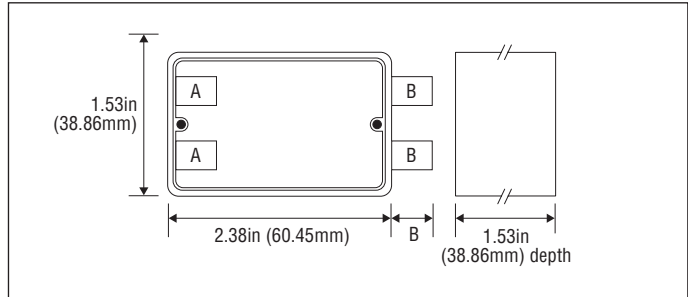
2224



2104

Model#	Finish	Connector: A		Connector: B	
		Type	Length	Type	Length
2104	EGP	-	-	-	-
2224	EGP	DBJ	-	DBP	0.70 (17.78mm)

EGP = Electrical Grade Phenolic DBP = Double Banana Plug
 DBJ = Double Banana Jack Cover and screws included with all boxes.



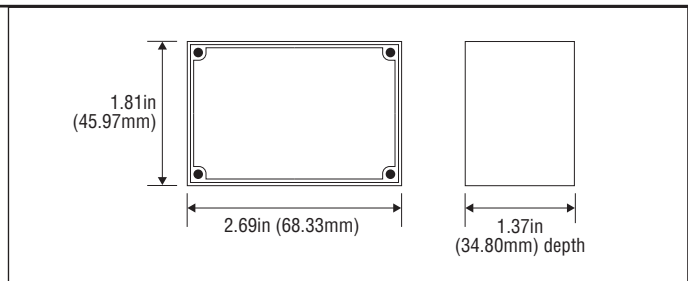
Molded Thermoplastic Box with Card Guides and Cover

Model#	Finish
3850-0	Black - Thermoplastic
3850-6	Blue - Thermoplastic
3850-9	White - Thermoplastic
4864	Cover screws, 100/pkg

Cover and screws included.
Recommended Circuit Board Sizes:
 2.51in x 1.60in x .062in,
 (63.35mm x 40.64mm x 1.57mm) Thick



3850-0



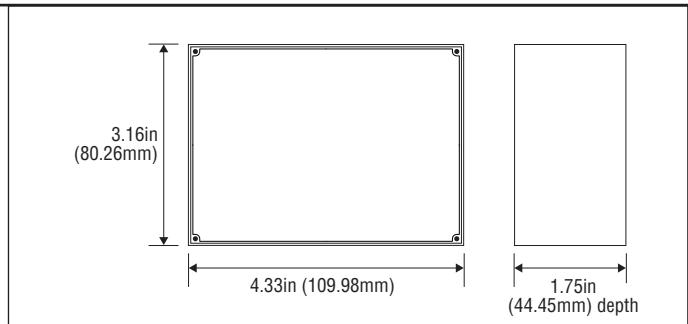
Molded Thermoplastic Box with Card Guides and Cover

Model#	Finish
4384-0	Black - Thermoplastic
4384-6	Blue - Thermoplastic
4864	Cover screws, 100/pkg

Cover and screws included.
Recommended Circuit Board Sizes:
 3.93in x 1.58in x 0.062in
 (99.82mm x 40.13mm x 1.57mm) Thick
 3.90in x 2.98in x 0.062in,
 (99.06mm x 75.69mm x 1.57mm) Thick



4384-0



DMM Accessories and Kits

Connecting with the industry's leading digital multimeter brands, Pomona provides the world's largest selection of test leads and probes.

Superior materials and outstanding design, assure conformity with industry-leading reliability and performance standards.

From high-density IC leads to voltage on a distribution panel, Pomona connects you with the right solution.

Deluxe Multi-Use DMM Maxi-Kit

Model# 5677B



1. Silicone insulated 4ft (1.2m) leads with right angle plug.
2. Modular probe set with replaceable tips.
3. 5 sets of replacement tips.
4. Retractable tip test probe set.
5. Test lead coupler set.
6. Medium alligator clip set.
7. Large alligator clip set.
8. Spade lugs.
9. IC probe tip adapter.
10. Minigrabber® test clip leads.
11. Minipincer® test clip leads.
12. Nylon storage pouch.

- Modular probes with interchangeable tips.
- Silicone insulated 4ft (1.2m) test leads with right-angle DMM plugs for most meters from Fluke, HP, Meterman, Amprobe, and others.
- New retractable tip probe with 3in (76.2mm) long tip and silicone leads.
- Minigrabber® and Minipincer® test clip leads attach to test leads.
- Test lead coupler connects leads to probe set for 16ft (4.8m) reach.
- Nylon storage pouch with compartments for accessories.

Electronic DMM Maxi-Kit

Model# 6340



1. Silicone insulated 4ft (1.2m) leads.
2. Modular probe set.
3. Precision electronic probes.
4. 4 sets of replacements tips.
5. Test lead couplers.
6. Medium alligator clips.
7. Large alligator clips.
8. Minigrabber® test clip leads.
9. Minipincer® test clip leads.
10. Spade lugs.
11. Nylon storage pouch.

- Modular probes with caged-spring tips fit 4mm sockets.
- Silicone insulated 4ft (1.2m) test leads with right-angle DMM plugs fit most meters from Fluke, HP, Meterman, Amprobe, Greenlee and others.
- Precision Electronic probe with replacement tips offers flexibility in testing.
- Minigrabber® and Minipincer® test clip leads for smaller test points.
- Nylon storage pouch with compartments for accessories.

Deluxe Electronic DMM Test Lead Kit

Model# 5674C



1. Silicone insulated 4 ft (1.2m) leads with right-angle plug.
 2. Modular probe set with standard tips.
 3. Extended probe tip adapters.
 4. Medium alligator clips.
 5. IC probe tip adapters.
 6. Minigrabber® test clip leads.
 7. Minipincer® test clip leads.
 8. Maxigrabber® test clips with pincer tip.
 9. Nylon storage pouch.
- Modular probes with standard probe tips.
 - Insulated 4ft (1.2m) test leads with right-angle DMM plugs fit most meters from Fluke, HP, Meterman, and others.
 - Probe tip extender with 3in (76.2mm) long tip.
 - Minigrabber® test clip leads attach to test leads.
 - Minipincer® test clip leads for fine pitch chip leads.
 - Maxigrabber® test clips attach to test leads.
 - Nylon storage pouch with compartments for accessories.

Electronic DMM Test Lead Kit

Model# 5543B



1. Silicone insulated 4ft (1.2m) test leads with right-angle DMM plugs.
 2. Modular electronic test probes with standard tips.
 3. Extended fine-tip probe adapter -red.
 4. Medium alligator clip -black.
 5. IC probe tip adapter -red.
 6. Insulated spade lug -black.
 7. Minipincer® test clip lead -red.
 8. Minigrabber® test clip lead -red.
 9. Nylon storage pouch.
- Silicone insulated 4ft (1.2m) test leads fit meters from Fluke, HP, Meterman, and others.
 - Modular electronic test probes attach to leads.
 - Extended fine-point adapter attaches to probe tips.
 - IC adapter attaches to probe for secure probing on chip leads.
 - Minipincer® test clip lead for fine pitch chip leads.
 - Minigrabber® test clip lead extend the reach of the test leads.

Basic Electronic DMM Test Lead Kits

Model#	Plug Type	Ratings
6343	Right-angle DMM plugs	UL IEC1010, CAT III 1000V
5672A	Right-angle banana plug	33 Vac/70 Vdc
6344	Straight DMM plugs	UL IEC1010, CAT III 1000V
5325A	Stacking banana plugs	33 Vac/70 Vdc
6456	Retractable sheath banana plug	UL IEC1010, CAT III 1000V



1. Comfort-grip DMM test probes.
 2. Silicone insulated 4ft (1.2m) leads.
 3. Extended probe tip adapters.
 4. Alligator clip probe tip adapters.
 5. Plastic storage case (not shown).
- Note:** Model 5672A has HEAVY-DUTY stainless-steel tips.
- See page 66 for banana plug types.
- Featuring Pomona's new comfort-grip probes.
 - Monolithic probes with fixed tips.
 - DMM plugs fit most meters from Fluke, Meterman, HP, Amprobe, Greenlee, and others.
 - Extended tip adapter has sharp needle point.
 - Alligator clip adapter snaps onto the probe tip.


Deluxe Electronic Bench DMM Test Lead Kit



Model#	Features	Ratings
6204A	Straight DMM plugs	CAT III, 600V per IEC 1010-2-031

1. Silicone insulated 4ft (1.2m) test leads with straight DMM plugs.
 2. Modular electronic test probes with standard tips.
 3. Extended fine-tip probe adapters.
 4. Medium alligator clips.
 5. IC lead probe tip adapters.
 6. Insulated spade lugs.
 7. Minipincer® test clip leads.
 8. Minigrabber® test clip leads.
 9. Nylon storage pouch.
- Silicone insulated 4ft (1.2m) leads fit meters from Fluke, HP (Agilent), Keithley and others.
 - Modular electronic test probes attach to leads.
 - Extended fine-point adapters attach to probe tips.
 - IC adapters attach to probes for secure probing on chip leads.
 - Minipincer® test clip leads for fine pitch chip leads.
 - Minigrabber® test clip leads extend the reach of the test leads.

Electronic Bench DMM Test Lead Kit



Model#
5901B

1. Silicone insulated 4ft (1.2m) test leads with straight DMM plugs.
 2. Modular electronic test probes with replaceable tips.
 3. 5 sets of replacement probe tips
 4. Medium alligator clips.
 5. Insulated spade lugs.
 6. Minigrabber® test clip leads.
 7. Nylon storage pouch.
- DMM plugs fit meters from Fluke, HP (Agilent), Keithley and others.
 - Modular electronic test probes with replaceable tips adapt to many different modes.
 - Replacement probe tips offer a wide variety of probing solutions.
 - Alligator clips attach to test lead for reliable connections.
 - Spade lugs attach to test leads for binding posts or terminal screws.
 - Minigrabber® test clip leads extend the reach of the test leads.
 - Uses 080 probe tips, see page 14 for replacement tips.
 - Rated CAT II 600V 10A.

Deluxe Automotive DMM Test Lead Kit




Model#
6530A

1. Silicone insulated 4ft (1.2m) test leads with right-angle DMM plugs.
 2. Heavy-duty modular test probes with stainless-steel tips.
 3. Heavy-duty alligator clips.
 4. Insulation piercing clips.
 5. Maxigrabber® test clips with alligator jaws.
 6. Maxigrabber® test clips with hook.
 7. Backprobe pins.
 8. Nylon storage pouch.
- Alligator clips attach to test lead for reliable connections.
 - Sharp stainless-steel probe tips resist wear.
 - Insulation piercing clips make connections without stripping insulation from wires.
 - Backprobe pins access contacts through the back side of automotive connectors.
 - DMM plugs fit meters from Fluke, Meterman, Amprobe, Greenlee and others.
 - Maxigrabber® test clips with alligator jaws for quick and easy connections.

Industrial/Automotive DMM Test Lead Kit

Model# 5903A



1. Silicone insulated 4ft (1.2m) test leads with right-angle DMM plugs.
2. Heavy-duty modular test probes.
3. Heavy-duty alligator clips.
4. Insulation piercing clips.
5. Maxigrabber® test clips with alligator jaws.
6. Nylon storage pouch.

- DMM plugs fit meters from Fluke, Meterman, Amprobe, Greenlee and others.
- Sharp stainless-steel probe tips resist wear.
- Alligator clips attach to test lead for reliable connections.
- Insulation piercing clips make connections without stripping insulation from wires.
- Maxigrabber® test clips with alligator jaws for quick and easy connections.

Deluxe Electrical DMM Test Lead Kit

Model#	Plug Type	Ratings
5904A	Right-angle DMM plug	CAT III 1000V per IEC 1010-2-031



1. Silicone insulated 4ft (1.2m) test leads.
2. Modular electrical test probes with stainless-steel tips.
3. Maxigrabber® test clips with jaws.
4. Maxigrabber® test clips with hooks.
5. Maxigrabber® test clips with pincers.
6. Large alligator clips.
7. Nylon Storage pouch.

- DMM plugs fit meters from Fluke, Meterman, Amprobe, Greenlee and others.
- Alligator clips attach to the test leads for secure connections.
- Maxigrabber® test clips attach to test leads.
- Nylon storage pouch to contain all kit components.

Electrical DMM Test Lead Kit

Model#	Ratings
5673B	CAT III 1000V per IEC 1010-2-031



1. Silicone insulated 4ft (1.2m) test leads with right-angle DMM plugs.
2. Modular electrical test probes with stainless-steel tips.
3. Extended tip probe adapters.
4. Insulated spade lugs.
5. Medium alligator clips.
6. Large alligator clips.
7. Nylon storage pouch.

- DMM plugs fit meters from Fluke, Meterman, Greenlee, Amprobe and others.
- Spade lugs connect to test leads and can be secured to binding posts or terminals.
- Alligator clips plug into the test leads.

Basic Electrical DMM Test Lead Kit


Model#	Plug Type	Ratings
5900A	Right-angle DMM plug	CAT III 1000V per IEC 1010-2-031



1. Silicone insulated 4ft (1.2m) test leads with right-angle DMM plugs.
 2. Modular electrical test probes with standard tips.
 3. Maxigrabber® test clips.
 4. Nylon storage pouch.
- DMM plugs fit meters from Fluke, Metermam, Greenlee, Amprobe and others.
 - Maxigrabber® test clips with jaws attach to test leads.
 - Nylon carrying pouch included.

Multi-Use DMM Test Lead Kit

Model#	Ratings
5899A	CAT III 1000V per IEC 1010-2-031



1. Silicone insulated 4ft (1.2m) test leads with right-angle DMM plugs.
 2. Modular electrical test probes with standard tip.
 3. Maxigrabber® with pincer tips.
 4. Medium alligator clips.
 5. Nylon storage pouch.
- DMM plugs fit meters from Fluke, Meterman, Greenlee, Amprobe and others.
 - Alligator clips attach to test lead for reliable connections.
 - Maxigrabber® test clips with pincers for quick and easy connections.

Deluxe Industrial Test Companion™ Kit


Model# 6173A



- Includes shoulder-pack style Cordura carrying case plus the following IEC1010 compliant test accessories:
1. Modular Electrical Test Probe Set with Banana Plug Tip.
 2. Flexible Test Lead Set with Right-Angle and Straight Banana Plugs.
 3. Probe Lead Set with Sharp Stainless Steel Tip.
 4. Maxigrabber® Test Clip Set with Pincer Tip.
 5. Maxigrabber® Test Clip Set with Hook Tip.
 6. Maxigrabber® Test Clip Set with Jaws.
 7. Extra Large Alligator Clip Set.
 8. Medium Alligator Clip Set.
 9. Insulated Spade Lug Sets (2).

Deluxe Electronic Test Companion™ Kit


Model# 6345



- Includes large briefcase style Cordura carrying case plus the following test accessories:
1. Modular Electronic Probe Set with Replaceable Tip.
 2. Assorted Replacement Tips.
 3. Flexible Test Lead Set with Right Angle and Straight Banana Plugs.
 4. SMD Test Tweezer® to Banana Plugs.
 5. Minigrabber® Test Clip Leads.
 6. Minipincer® Test Clip Leads.
 7. Micrograbber® Test Clip Leads.
 8. SMD Grabber® Test Clip Leads.
 9. Medium Alligator Clip Set.
 10. Slide-on Extended Tip Set.
 11. Slide-on IC Tip Set.
 12. Spade Lug Adapter Set.

Industrial Test Companion™ Kit


Model# 6172A



- Includes shoulder-pack style Cordura carrying case plus the following IEC1010 compliant test accessories:
1. Modular Electrical Test Probe Set with Banana Plug Tip.
 2. Flexible Test Lead Set with Right-Angle and Straight Banana Plugs.
 3. Probe Lead Set with Sharp Stainless Steel Tip.
 4. Maxigrabber® Test Clip Set with Pincer Tip.
 5. Maxigrabber® Test Clip Set with Hook Tip.
 6. Medium Alligator Clip Set.
 7. Insulated Spade Lug Set.

Electronic Test Companion™ Kit

Model# 6174



- Includes shoulder-pack style Cordura carrying case plus the following test accessories:
1. Modular Electronic Probe Set with 0.080in (2.03mm) diameter tip.
 2. Flexible Test Lead Set with Right-Angle and Straight Banana Plugs.
 3. SMD Test Tweezer® to Banana Plugs.
 4. Minigrabber® Test Clip Leads.
 5. Micrograbber® Test Clip Leads.
 6. SMD Grabber® Test Clip Leads.
 7. Medium Alligator Clip Set.
 8. Slide-on Extended Tip Set.
 9. Slide-on IC Tip Set.
 10. Spade Lug Adapter Set.

Test Companion Kits include your favorite probes, clips, and leads in their own specially designed carrying case. Select from the following table.

Model#	Kit Model#													Page
	6112A	6120	6162	6163	6166	6171	6172A	6173A	6174	6175	6200	6237	6345	
Test Probes														
5689A Probe with Replaceable Tip					•	•				•			•	67
5906A Probe with 0.16in (4mm) Banana Tip	•		•	•			•	•						67
6232A Probe with 0.080in (2.03mm) Brass Tip	•	•							•	•	•			67
Test Leads														
5678 SMD Test Tweezers with DMM Plugs									•	•			•	70
5898 Right-Angle Banana/Probe							•	•						66
5907A Straight/Right-Angle Banana	•	•	•	•	•	•	•	•	•	•			•	67
5908A Straight/Straight Sheath Banana Plugs											•			67
Alligator Clips														
5916A Medium Alligator Clips (2)	•	•	•	•	•	•	•	•	•	•	•		•	69
6041B Large Alligator Clips (2)	•	•						•						68
Grabbers														
5910B Maxigrabber Set with Pincer Tips (2)	•	•		•			•	•						68
5911B Maxigrabber with Hook Tip Set							•	•						68
5912B Maxigrabber Alligator Clip Set		•						•						68
Patch Cords														
6242 Micrograbber to Banana Plug						•			•	•			•	—
6243 SMD Grabber to Banana Plug						•			•	•			•	—
6244 Minigrabber to Right-Angle Sheathed Banana Plug					•									84
6248 Minigrabber to Sheathed Banana Jack	•					•			•	•	•		•	84
Oscilloscope Probes														
4550B Oscilloscope Probe												•		79
6035 Oscilloscope Probe, Fully Insulated Switchable		•												82
Probe Tips/Tip Adapters														
5133 Probe Tip Stainless Steel, Dog Leg Micro (2)						•				•			•	70
5246 IC Test Tip Adapter														
5682 Extended Tip Adapter						•				•	•		•	69
6262 Extended Tip Adapter					•				•					69
6263 IC Test Tip Adapter					•				•					69
Spade Lug Adapters														
6203 Insulated Spade Lug			•	•			•	•						69
Coaxial Cable Assemblies/Adapters														
2249 BNC (M) Cable Assembly												•		10
3788 BNC (M) to Minigrabber Adapter												•		17
Carrying Cases														
5955 Tri-fold Pouch			•											64
6146 Briefcase	•	•											•	64
6147 Medium Shoulder-pack				•	•	•	•	•	•	•				64

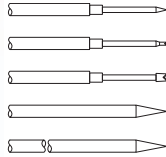
Pomona's Test Companion™ Accessory Cases and Pouches

Model#	Description
6146	Briefcase style with carrying strap
6147	Medium shoulder-pack with carrying strap
5955	Folding case with Velcro



Precision Electronic Test Probe Set

4.3in (109.22mm)



Model#	Features	Ratings
6341	Probe set with complete set of 5 tips	IEC1010 CAT III 1000V*
6342	Probe set with sharp point gold pogo pin tips	CAT III 1000V
6275	Probe set with sharp stainless steel rigid tips	CAT III 1000V
6354	Replacement probe tips. Set of 5 types.	

- Replaceable 0.04in (1.52mm) pogo-pin tips.
- Small outline for tight test situations.
- Replaceable pogo-pin tips.
- Comfort-grip textured surface.
- Fits all meters including Fluke, HP (Agilent), Keithley, Meterman and others.
- Silicone insulated leads resist abrasion and heat.

Replacement Tips

1. Sharp-point gold pogo-pin.
2. Tri-point gold pogo-pin.
3. Quad-point gold pogo-pin.
4. Sharp stainless steel rigid.
5. 5.3in (134.6mm) long extended. Stainless steel.

*except when used with 3in (76.2mm) tip which is 33Vrms/70Vdc.

See page 64 for more probe tips.

Safety 2mm/4mm Test Probe Set

Model#	Ratings
6601	IEC1010 1000V CAT III



- Versatile 2mm probe tip with screw-on 4mm tip.
- Each probe includes Protective Cap designed to meet Guidance Note GS38.
- Silicon insulated 4ft (1.2m) test leads with right-angle DMM plugs.
- Comfort-grip textured surface.

Retractable Needle Tip Test Probes

Model#	Plug Type	Ratings
5953A	Right-angle DMM	CAT II 600V*
5952A	Stacking banana	600V**



- Silicone insulated 4ft (1.2m) leads fits most meters from Fluke, Meterman, HP, Amprobe, Greenlee and others.
- Fully insulated tip extends to 3in (76.2mm).
- Durable 0.040in (1.02mm) stainless-steel needle tips reach into inaccessible areas.
- Set of 2 probes, one black and one red.

See page 63 for banana plug types.

**Ratings: Hands free testing in controlled environments: 600 Vrms Max. For CE compliance: not intended for hand held use at voltages above 33 Vrms/70 Vdc.

Test Probes with Screw-on Alligator Clips

Model#	Ratings
6723	IEC1010 1000V CAT III 20A (probe alone) IEC1010 300V, CAT II 10A (with alligator clip attached) 10A



- Probe set includes 2 screw-on alligator clips.
- 8-32 threaded tips allow secure attachment of alligator clips.
- Silicon insulated 4ft (1.2m) test leads with right-angle DMM plugs.
- Comfort-grip textured surface.
- Wide temperature range of 14 to 131°F (-10 to +55°C).

AC Voltage Detector and Flashlight

Model#	7290
--------	------



AC Voltage Detector – Detects voltages from 40VAC to 300VAC from 1 to 15 inches away from the source. Flashlight feature includes ultra-bright white LED with 100,000 hour bulb. Offers long battery life with standard alkaline AAA battery. No lithium battery needed.

Additional Screw-on Alligator Clip Set for 6723

Model#	Ratings
6726	300V, CAT II 10A



- Set of 2 screw-on alligator clips.
- Designed for use with 8-32-UNC 2A threaded probe like the Pomona 6723.
- 8-32 threaded tips allow secure attachment of alligator clips.
- Wide temperature range of 14 to 131°F (-10 to +55°C).

Replacement DMM Test Lead Sets with Fixed Tips

← 5.5in (139.7mm) →



Model#	Features	Plug Type	Ratings
5519A	Standard tip Nickel/brass	Right-angle DMM (1)	CAT III 1000V*
6365	Standard tip Nickel/brass	Straight DMM (2)	CAT III 1000V*
6366	Standard tip Nickel/brass	Retractable sleeve (5)	CAT III 1000V*
5898	Stainless steel heavy-duty tip	Right-angle DMM (1)	CAT III 1000V*
5309A	Stainless steel heavy-duty tip	Stacking banana (3)	1000V**
5517A	Standard tip Nickel/brass	Right-angle Simpson Plugs (1)	1000V**

*per IEC1010-2-031


- Monolithic probes with fixed tips.
- Durable 080 tips for long life.
- Comfort-grip probe.
- Silicone insulated 4ft (1.2m) leads fit most DMMs from Fluke, HP (Agilent), Metorman, Amprobe, Greenlee and others.

For Plug Type, see below.

**Ratings: Hands free testing in controlled environments: 1000 Vrms Max. For CE compliance: not intended for hand held use at voltages above 33 Vrms/70 Vdc.

Probe Kit with Full Set of 5 0.060in (1.52mm) Replacement Tips

← 4.85in (123.19mm) →



Model#	Description	Plug Type	Ratings
5576A	Hand held DMM probe set	Right-angle DMM (1)	CAT III 1000V*

- Two test probes with a full set of all 5 probe tips (10 tips total).
- Silicone insulated 4ft (1.2m) leads.
- 0.06in (1.52mm) tip diameter.

Replacement Tips *per IEC1010-2-031


1. Sharp gold-plated plunger tip.
2. Triple-point gold-plated pogo pin.
3. Gold plated micro tip pogo.
4. Stainless-steel sharp-point.
5. Standard brass.

See page 70 for more probe tips.

**Ratings: Hands free testing in controlled environments: 1000 Vrms Max. For CE compliance: not intended for hand held use at voltages above 33 Vrms/70 Vdc.

Replaceable Tip Probes

← 4.85in (123.19mm) →



Model#	Probe Tip	Plug Type	Ratings
6469	Gold-plated Microtip pogo	Right-angle DMM (1)	CAT III 1000V*
6470	Gold-plated Microtip pogo	Straight DMM (2)	CAT III 1000V*
6472	Gold-plated Microtip pogo	Stacking banana (3)	1000V**
6477	Stainless-steel sharp-point	Right-angle DMM (1)	CAT III 1000V*
5950A	Stainless-steel sharp-point	Straight banana (4)	1000V**
5951A	Nickel-plated brass	Right-angle banana (6)	1000V**

*per IEC1010-2-031

- New 0.06in (1.52mm) diameter solid and pogo-pin probe tips can be easily replaced without tools making this versatile probe the perfect tool for nearly every test.
- Comfort-grip probe handle.

Replacement Tips

1. Sharp gold-plated plunger tip.
2. Triple-point gold-plated pogo pin.
3. Gold-plated micro tip pogo.
4. Stainless-steel sharp-point.
5. Standard brass.


See page 70 for more probe tips.

**Ratings: Hands free testing in controlled environments: 1000 Vrms Max. For CE compliance: not intended for hand held use at voltages above 33 Vrms/70 Vdc.

Plug Types

1. Right-angle DMM plug*
2. Straight DMM plug*
3. Stacking banana plug
4. Straight banana plug
5. Retractable sleeve banana plug
6. Right-angle banana plug

* Shrouded DMM plugs fit most DMMs from Fluke, Metorman, HP (Agilent), Amprobe, Greenlee and others.



Replacement DMM Test Leads



Choose plug for this end from below

Plugs into probes below



Model#	Application	Features	Ratings
5907A	Hand held DMM modular test leads	Right-angle DMM plug (1)	CAT III 1000V*
5908A	Bench-top DMM modular test leads	Straight DMM plugs (2)	CAT III 1000V*
5909A	Hand held DMM modular test leads	Right-angle DMM plug at both ends (1)	CAT III 1000V*
6358	Universal DMM test leads	Retractable sheath DMM plugs (3)	CAT III 1000V*

*per IEC1010-2-031

- Leads for Pomona Modular Test Probes.
- Plugs fit most popular DMMs from Fluke, Meterman, HP (Agilent), Amprobe, Greenlee and others.
- Silicone insulated 4ft (1.2m) leads.
- Retractable sleeve plug fits all banana jacks, binding posts and DMM input jacks.

Plug Types

1. Right-angle DMM.
2. Straight DMM.
3. Retractable sheath 0.16in (4mm).

**Ratings: Hands free testing in controlled environments: 1000 Vrms Max. For CE compliance: not intended for hand held use at voltages above 33 Vrms/70 Vdc.

Replacement Modular Test Probes



6232A



5906A



6479



5689A

Model#	Probe Type	Features	Ratings
6232A	Modular electrical probe	Standard 0.08in (2.03mm) tip	CAT III 1000V*
6479	Industrial modular probe	Stainless-steel 0.08in (2.03mm) sharp-point	CAT III 1000V*
5906A	Lantern tip	Fits 4mm Jack	CAT III 1000V*
5689A	Replaceable tip modular probe	Stainless-steel 0.08in (2.03mm) sharp-point	CAT III 600V*

*per IEC1010-2-031

- Modular probes fit all Pomona test leads.
- Lantern tip probes fit into banana jacks.

Replacement Modular Test Probe Sets



Model#	Description	Probe Type	Test Lead Type	Ratings
6286	Standard tip with right-angle DMM plug	6232A	5907A	CAT III 1000V*
6288	Stainless-steel tip with right-angle DMM plug	6479	5907A	CAT III 1000V*
6304	Lantern tip probe with right-angle DMM plug	5906A	5907A	CAT III 1000V*

*per IEC1010-2-031



6232A



6479



5906A



5689A

- Modular test probes sets contain one set of modular probes and test leads in one package.
- Silicone insulated 4ft (1.2m) leads fit most meters from Fluke, Meterman, HP (Agilent), Amprobe, Keithley, Greenlee and others.

**Ratings: Hands free testing in controlled environments: 1000 Vrms Max. For CE compliance: not intended for hand held use at voltages above 33 Vrms/70 Vdc.

SMD Micro Tip/Test Probe

NEW



Model#	Color
5144-48-0	Black
5144-48-2	Red
6235	Set of two probes: one Black and one Red

The probe microtip is specially designed to probe SMD contacts. It features a stainless steel needle tip that is flexible to help prevent damage to SMD lands. The tip is curved to aid in probing hard to reach areas. Black.

Ratings: Hands free testing in controlled environments: 1200 Vrms Max. For CE compliance: not intended for hand held use at voltages above 33 Vrms/70 Vdc.

Maxigrabber® Test Clip Set with Pincer

Model# 5910B



Includes set of 2, one red and one black.
Pincer Opening: 0.080in (2.03mm) dia. test point.
Rating: Overvoltage CAT III, 1000V, 10A per IEC1010-2-031.

Maxigrabber® Test Clip Set with Hook

Model# 5911B



Includes set of 2, one red and one black.
Hook Fits Test Points to: 0.060in (1.52mm) diameter.
Hook Opens to: 0.25in (6.5mm).
Rating: Overvoltage CAT III, 1000V, 10A per IEC1010-2-031.

Maxigrabber® Test Clip Set with Jaws

Model# 5912B



Includes set of 2, one red and one black.
Jaw Opening: 0.50in (12.70mm) dia.
Rating: Overvoltage CAT III, 1000V, 10A per IEC1010-2-0312.

Insulation Piercing MaxiGrabber® Test Clip Set

Model# 5913



Includes set of 2, one red and one black.
Pierces insulation to make connection on wire up to 0.144in (3.66mm) diameter.
Rating: Overvoltage per IEC1010-2-031 CAT III, 1000V, 5A.

BNC Shielded Test Probe Kit

Model# 5929-48




NEW

Shield extends to within 1.5in (3.8cm) of probe tip. Compatible with DMM banana plug inputs when using Pomona 1269 BNC to double banana plug adapter. Alligator or Minigrabber test clip can be quickly threaded onto ground lead. Stainless steel dog leg tip excellent for SMD probing. Kit includes: Shielded test probe, Minigator with 6-32 thread for ground lead and insulated flex boot for Minigator, Minigrabber test clip with 6-32 thread for ground lead, Dog leg probe tip.

Ratings: Hands free testing in controlled environments: 500 Vrms Max. For CE compliance: not intended for hand held use at voltages above 33 Vrms/70 Vdc.

Insulation Piercing Clip Sets


Model#	Features	Colors
6405	Attach to test leads 4in (10.2cm) long	Set of red/black
6413	Attach to 0.080in (2.03mm) Probe tip (10.2cm) long	Set of red/black
6580-12	12in (304.8mm) long	-0 blk, -2 red
6580-24	24in (609.6mm) long	-0 blk, -2 red



- Double V block centers wire
- Set of 2, (red and black jacks)
- Bright yellow for easy location
- Attach to test leads

Large Alligator Clip Set


Model#	Color
6041B	Set of 2: Black, Red
6042B-*	1 Clip



Fits on any DMM or banana plug test lead.
Rating: IEC1010-2-031 CAT III 1000V 20A.
Jaw Opening: 1.0in (25.40mm).
***For singles, order:** -0 Black, -2 Red.


Industrial Alligator Clip Set

Model# 5914



Fits on any DMM or banana plug test lead.
Rating: IEC1010-2-031 CAT III 600V 10A.
Jaw Opening: to 1.0in (25.40mm).
***Std. Colors:** -0 Black, -2 Red.

Medium Alligator Clip Set



Model#	Color
5916A	Set of 2: Black, Red
5787A-*	1 Clip

Fits on any DMM or banana plug test lead.
Rating: IEC1010-2-031 CAT II 300V 5A.
Jaw Opening: to 0.30in. (7.62mm).
***For singles, order:** -0 Black, -2 Red.

Test Lead Couplers



Model#	6252
--------	------

Banana plug splice.
 Maintains overvoltage rating up to CAT III 1000V per IEC1010-2-031.
 Use with any Pomona DMM test leads, even 0.16in (4mm plugs).


Test Probe Tip Adapters



Model#	6264-*
--------	--------

Alligator Clip.
 Attach to probe tip.
Rating: IEC1010-2-031 CAT II. 300V. 5A
 Works with comfort-grip style and modular electrical probes.
***Std. Colors:** -0 Black, -2 Red.

Test Probe Tip Adapters



Model#	Application
6262-*	fits comfort-grip style and modular probes 6232A and 6479
5682-*	fits modular probe 5689A

Extended Fine Point.
 Insulated probe for hard to reach test points.
 Maximum 3A.
Std. Colors: -0 Black, -2 Red, -02 1 ea. Black, Red.

Alligator Clip with Boot for 0.166in (4mm) Sheathed Banana Plug



Model#	Fits Sheathed Banana
6573A*	0.16in (4mm)

Clip plugs onto 0.16in (4mm) sheathed banana plug, as on Pomona model 5907A test leads.
Jaw opening: 0.30in (7.6mm) max.
Materials: Alligator clip: nickel-plated steel, Boot: Santoprene rubber.
Length: 2.91in (73.9mm).
Rating: 1000V CAT III per IEC1010-2-031, 10A, -13 to 176°F (-25 to 80°C).
***Std. Colors:** -0 Black, -2 Red, -02 two alligator clips, 1 Black, 1 Red.

Insulated Spade Lug Adapters



Model#	Color
6203	Set of 2: Black, Red
1614A-*	1 Clip

Connect banana plug patch cords to binding posts.
 Fits screws or binding posts from #10: 0.32in to 0.25in (8.13mm to 6.35mm).
 Compatible with any Pomona banana jack shrouded or unshrouded
***For singles, order:** -0 Black, -2 Red.

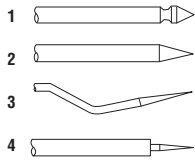
Test Probe Tip Adapters



Model#	Application
6263-*	fits comfort-grip style and modular probes 6232A and 6479

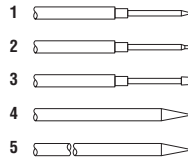
IC Probe Tip.
 Attach to 0.08in (2mm) probe tips.
Rating: IEC1010 CAT II, 300V, 5A.
***Std. Colors:** -0 Black, -2 Red.

0.08 (2.03mm) Replacement Probe Tips



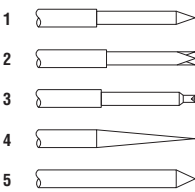
Model#	Item	Features
5133	3	SMD Microtip™ stainless-steel tip
6364	Full set	Set of all tips
	1	Nickel-plated standard tip
	2	Stainless-steel sharp point
	3	SMD Microtip™ stainless-steel tip
	4	Sharp needle-point stainless-steel

0.04 (1.01mm) Replacement Probe Tips



Model#	Item	Features
6212	3	Quad-point gold-plated pogo pin
6354	Full set	Set of all tips
	1	Sharp gold-plated
	2	Triple-point gold-plated pogo pin
	3	Quad-point gold-plated pogo pin
	4	Sharp stainless-steel
	5	5.3in (134.6mm) long extended. Stainless steel

0.06 (1.52mm) Replacement Probe Tips



Model#	Item	Features
6475	Full set	Set of all tips
	1	Sharp gold-plated plunger tip
	2	Triple-point gold-plated pogo pin
	3	Gold-plated micro tip pogo
	4	Stainless-steel sharp-point
	5	Standard brass

SMD Test Tweezer Products



Model#	Features	Ratings
5143-K-48	Stacking Banana Plug	30 Vac/ 70 Vdc, 3A
5142-K-48	BNC Male	30 Vac/ 70 Vdc, 3A
5678-K-48	Right-Angle DMM Plug	30 Vac/ 70 Vdc, 3A

Length: 48in (1.22m)



5143



5142



5678

RF Detector Test Probes



Model#	Turn-On Voltage (mV)	Bandwidth (MHz)	Input Capacitance (pF)	Peak AC Input (V)	DC Isolation Incl. Peak AC (V)
6106	350	1MHz-1GHz ± 1.5 dB	6	30	100

Displays RF voltages on multimeter.
 Manufactured with high reliability SMD components.
 Slim-line probes will show AC voltages with sine wave shapes between 500 Hz and 1 GHz.
 Display will show 1 VDC for 1 VRMS of the sine wave signal.
 Comes complete with ground lead, sprung hook, BNC adapter and extra tip.
 Works best on multimeters with 10 MΩ input impedance.
Cable Length: 4ft (1.2m).

Create Your Own Test Leads for Your Own Specific Needs with the Following:

Test Lead Wire with Silicone or PVC Insulation



Model#	Insulation Type	Length
6733-*	Silicone	50ft (15.2m)
6734-*	PVC	50ft (15.2m)

- 50ft (15.2m) of unterminated 18 AWG test lead wire 50ft (15.2m lengths only.)
 - Choose from heat-resistant silicone or PVC insulation.
 - Very flexible with 65 strands of 36 AWG tinned copper conductor.
 - Create your own test leads with the adapters shown below.
 - Wide temperature range of -58 to 302°F (-50 to 150°C) with PVC insulation.
- *Std. Colors: -0 Black, -2 Red.

See page 32 for more do-it-yourself plugs.

Do-It-Yourself 4mm Right Angle Banana Plug

Model# 6729



Build your own safety leads with do-it-yourself safety-sheathed 4mm right-angle banana plug.

Material: Contacts: nickel-plated brass; Insulation: lucel acetal polymer.


Rating: IEC1010 1000V Category III**, 20A, 14 to 131°F (-10 to +55°C).

*Std. Colors: -0 Black, -2 Red.

** When plug is correctly assembled and terminated.

Do-It-Yourself 4mm Stackable Banana Plug

Model# 6721



Build your own safety stacking leads with do-it-yourself safety-sheathed 4mm stackable banana plugs.

Material: Contacts: nickel-plated brass, Insulation: lucel acetal polymer.

Rating: IEC1010 1000V Category III**, 20A, 14 to 131°F (-10 to +55°C).

*Std. Colors: -0 Black, -2 Red.

** When plug is correctly assembled and terminated.

Do-It-Yourself In-Line Sheathed (4mm) Banana Plug and Jack



6383



6384

Model#	
6383-*	Plug
6383-02	
6384-*	Jack
6384-02	

- Safety-rated plugs and jacks for use with any wire from 22 to 18 AWG with flexible insulation.
- Plugs fit most sheathed DMM jacks and DMM test leads to make up your own banana plug or jack test lead or jumper.

See mating panel jacks (6387 on page 34).

Material: Banana Plug/Jack: brass; Spring: heat treated beryllium copper; Insulation: Santoprene®.

Attaches to wire by crimp or soldering.

Rating: IEC1010 CAT II 300V, 15A, +275°F (+135°C) max.

*Std. Colors: -0 Black, -2 Red, -02 Black and Red (2 per pkg).

*Sold in pkgs of 10.

Kelvin Probes

Model# 6303



For 4-wire and 2-wire measurements.

Patented design for high precision rapid testing.

Gold-plated for accuracy.

Easily move from one test point to another for rapid readings.

For use with 4-wire Kelvin meters such as Agilent 34401A, and 3458A.

Rating: For CE compliance: not intended for hand held use at voltages above 33 Vrms/70 Vdc.

Length: 48in (122cm)

Kelvin Lead Set with Kelvin Clips

Model# 6730



- Gold-plated Kelvin clip jaws allow 4-wire resistive measurements.
- Silicone insulated 3.3ft (1m) test lead.
- Safety sheathed straight DMM plugs for convenient bench use.
- Clips firmly grip test points for low-loss connection.

Rating: For CE compliance: not intended for hand held use at voltages above 33 Vrms/70 Vdc.

Kelvin Clip Set

Model# 5940



Two gold-plated clips connect to test points for 4-wire resistive measurement.

Clips open to 0.25in (6.35mm) maximum.

Gold-plated plugs and clips.

Rating: For CE compliance: not intended for hand held use at voltages above 33 Vrms/70 Vdc.

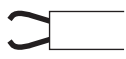
Overall Length: 26.5in (67.3cm).

*see rating message at start of section.

*Color Code: -0 Black, -1 Brown, -2 Red, -3 Orange, -4 Yellow, -5 Green, -6 Blue, -7 Violet, -8 Gray, -9 White

Grabbers and Test Clips

Pomona Electronics' Grabber[®] Test Clips connect rapidly to component test leads, terminals and IC leads. Specially designed tips slide easily onto wire-wrap terminals. And do-it-yourself Grabber test clips can be assembled quickly and easily by the user.



Minipincer SMD Grabber
Page 73



Minigrabber
Page 72



Micrograbber
Page 73



Rotating Micrograbber
Page 73

SMD

0.016in - 0.02in
(0.4mm - 0.5mm)



Page 73

Micro

0.04in (1.02mm)



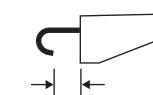
1.71in (43.43mm)



Page 73

Micro

0.10in (2.54mm)



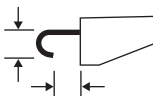
1.71in (43.43mm)




Page 73

Mini

0.09in (2.29mm)



2.54in (64.52mm)




Page 72

SMD

0.087in (2.21mm)



2.59in (65.79mm)


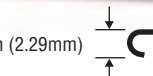


Page 73

Maxi

6.22in (158.0mm)

0.09in (2.29mm)

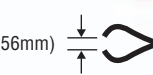


Page 73

Maxi

6.22in (158.0mm)

0.14in (3.56mm)



Page 73

Minigrabber[®] Test Clip with Banana Jack

Model# 4723-*



Banana Jack built into plunger.

Overall Length: 2.54in (64.52mm).

Rating: Hands free testing in controlled environment: 300V*, 5A, 216°F (+102°C) max.

*Std Colors: -0 Black, -2 Red.

Do-It-Yourself Minigrabber[®] Test Clips

Model#	Max. Wire Dia.	Temperature
3925-*	0.090in (2.29mm)	216°F (102°C)
4555-*	0.144in (3.55mm)	300°F (149°C)



Overall Length: 2.54in (64.52).

Rating: Hands free testing in controlled environment: 300V*, 5A, +302°F (+150°C) max.

*Std Colors: Available in 10 colors. Sold in pkgs of 10 per color.

Model# Features

4176-02	Kit contains 2 pcs. of 3925, one black/one red
5522	Kit contains 10 pcs. of 3925, one of each color

Minigrabber[®] Test Clip with Pin Tip Jack

Model# 4826-*



A pin jack is built right into the plunger, allowing this test clip to be attached directly to the end of a pin tip patch cord. It can also be used as an adapter for test probes with 0.080in (2.03mm) tips.

Overall Length: 2.54in (64.52).

Rating: Hands free testing in controlled environment: 300V*, 5A, +216°F (+102°C) max.

*Std Colors: -0 Black, -2 Red.

Minigrabber[®] Test Clip with 6-32 Thread

Model# 4011-*



Clip can be used with oscilloscope leads equipped with a 6-32 screw.

Overall Length: 2.54in (64.52mm)

Rating: Hands free testing in controlled environment: 300V*, 5A, +216°F (+102°C) max.

*Std Colors: -0 Black, -2 Red.


Threaded Tip Adapter

Model# 4311



*Color Code: -0 Black, -1 Brown, -2 Red, -3 Orange, -4 Yellow, 5 Green, -6 Blue, -7 Violet, -8 Gray, -9 White

Oscilloscope Probe Tip Adapters



6443

Model#	Probe Type
6443	Monolithic Series
6553	Modular Series

- Adapter attaches directly to the oscilloscope probe tip.
- Designed for use with Micro SMD Grabber Test Clips.



6553

Micrograbber® Test Clip with 0.025in (0.635mm) Square Pin



Model#	Features
4521*	Sold individually
5925	Micrograbber w/ 0.025in (0.635mm) Sq. Pin Kit. Contains 10 Model 4521 clips, one of each color.

*Std Colors: -0 Black, -2 Red.

SMD Grabber® Test Clip with 0.025in (0.635mm) Square Pin



Model#	Features
5360	Sold Individually
5927	SMD Grabber® Test Clip w/0.025in (0.635mm) Sq. Pin Kit. Contains 10 Model 5360 clips, one of each color.

Pincer type contact designed for testing 0.05in (1.25mm) lead pitches such as SOJ, SOIC and PLCC surface mounted packages.

0.15in (3.81mm) sq. access hole leads to 0.025in (0.635mm) sq. pin.

Overall Length: 1.73in (43.94mm).

Rating: Hands free testing in controlled environment: 150V*, 0.5A, +216°F (+102°C) max.

*Std Colors: Available in 10 colors.

0.025in (0.635mm) Square Pin Patch Cords available, see page 50.

Do-It-Yourself Maxigrabber® Test Clips



Model#	Max. Wire Dia.
4225-*	0.090in (2.29mm)
4565-*	0.144in (3.66mm)

Fits entry holes as small as 0.25in (6.35mm) dia.

Overall Length: 6.00in (152.4mm).

Rating: Hands free testing in controlled environment: 300V*, 5A, +216°F (+102°C) max.

*Std Colors: -0 Black, -2 Red.

For hook dimensions see page 72.

Do-It-Yourself SMD Grabber® Test Clips



Model#	Features
5520	Kit containing 10 pcs of 5243 one of each color

Pincer type contact designed for testing 0.05in (1.27mm) lead pitches such as SOJ, SOIC and PLCC surface mounted packages.

Overall Length: 1.71in (43.43mm).

Wire Opening: 0.09in (2.29mm) dia. max.

Rating: Hands free testing in controlled environment: 150V*, 0.5A, +216°F (+102°C) max.

Colors: -0 Black, -2 Red, -5 Green.

Do-It-Yourself Flexible Maxigrabber® Test Clips



Model#
5830-*

Rotating pincer type contact for easier access. Standard banana jack and screw for direct wire termination.

Overall Length: 6.22in (157.9mm).

Rating: Hands free testing in controlled environment: 250V*.

*Std Colors: -0 Black, -2 Red.

For pincer dimensions see page 72.

Do-It-Yourself Micrograbber® Test Clips



Model#	Features
4233-*	Sold in pkgs of 10 per color
5524	Kit containing 10 pcs of 4233, one of each color

Overall Length: 1.71in (43.43mm).

Material: Gold plated brass

Rating: 150V, 3A, +216°F (+102°C) max.

*Std Colors: Available in 10 colors.

For hook dimensions see page 72.

*see rating message at start of section.

*Color Code: -0 Black, -1 Brown, -2 Red, -3 Orange, -4 Yellow, -5 Green, -6 Blue, -7 Violet, -8 Gray, -9 White

Insulated Minigator Test Clip to Pin Tip Jack

Model# 3491-*


Jaw Opening: Alligator clip has 0.187in (4.75mm) max.
Overall Length: 2.05in (52.07mm).
Rating: *Hands free testing* in controlled environment: 45V*, 5A, +122°F (+50°C) max.
***Std Colors:** -0 Black, -2 Red.



Do-It-Yourself Minipincer® Test Clip

Model# 5418-*

Pincer type contact.
Overall Length: 2.59in (65.79mm).
Rating: *Hands free testing* in controlled environment: 300V*, 5A, +176°F (+80°C) max.
***Std Colors:** -0 Black, -2 Red, -4 Yellow, -5 Green, -6 Blue.



Medium Alligator Clip Set

Model#	Features
5916A	Set of 2 Clips Black and Red

Insulated clip with sheathed 0.16in (4mm) receptacle accepts flexible lead sets 5907A, 5908A, 5909A (p. 64).
Jaw Opening: 0.30in (7.62mm) max.
Overall Length: 2.25in (57.15mm).
Rating: Conforms to IEC1010-2-031, Overvoltage Cat II, 300V, 5A max.



Miniature Alligator Test Clip with 2mm Banana Jack

5788-*

Jaw Opening: 0.24in (6.10mm) max. .
Overall Length: 1.57".
Rating: 45V, +80°C (+176°F) max.
***Std. Colors:** -0 Black, -2 Red.
 Sold in pkgs of 10 per color.



Mini-alligator Clip with 2mm Jack



Model#	Color
72924-0	Black
72924-2	Red

Rating: 600V Cat II, 10A.



Alligator Test Clip to Pin Tip Jack with Insulator

Model# 1437-*

Jaw Opening: Alligator clip has 0.30in (7.62mm) max.
 Accepts 0.08in (2.03mm) dia. pin.
Overall Length: 2.16in (54.86mm).
Rating: *Hands free testing* in controlled environment: 150V*, 5A, +122°F (+50°C) max.
***Std. Colors:** -0 Black, -2 Red.
 Sold in pkgs of 10 per color.
 (Sold unassembled) 10 clips and 10 insulators per pkg.



Large Alligator Clip Set

Model#	Features
6041B	Set of 2 Clips Black and Red
6042B-*	1 Clip

Insulated clip with sheathed 0.16in (4mm) receptacle accepts flexible lead sets 5907A, 5908A and 5909A (p. 64).
Jaw Opening: 1.0in (25.40mm) max.
Overall Length: 3.5in (88.90mm).
Rating: Conforms to IEC1010-2-031, Overvoltage Cat III, 1000V, 20A max.
***Std. Colors:** -0 Black, -2 Red.



Alligator Clip with Boot for 0.166in (4mm) Sheathed Banana Plug

Model#	Fits Sheathed Banana
6573A*	0.16in (4mm)

Clip plugs onto 0.16in (4mm) sheathed banana plug, as on Pomona model 5907A test leads.
Jaw opening: 0.30in (7.6mm) max.
Materials: *Alligator clip:* nickel-plated steel, *Boot:* Santoprene rubber.
Length: 2.91in (73.9mm).
Rating: 1000V CAT III per IEC1010-2-031, 10A, -13 to 176°F (-25 to 80°C).
***Std. Colors:** -0 Black, -2 Red, -02 two alligator clips, 1 Black, 1 Red.



Alligator Test Clip to Banana Jack, with Insulator, Solderable

Model#	Plating	Features
3289-*	Gold	1 clip and insulator/pkg.
2240-*	Nickel	10 clips and insulators/pkg.
6567	Nickel	10 clips w/o insulators/pkg.

Jaw Opening: Alligator clip has 0.30in (7.62mm) max.
Overall Length: 2.16in (54.86mm).
Rating: *Hands free testing* in controlled environment: 150V*, 5A, +122°F (+50°C) max.
***Std Colors:** -0 Black, -2 Red.
 Sold unassembled.



SMD/Micro Format Test

Components and circuit boards are getting smaller and smaller. Pomona makes your job easier by providing clips and leads designed for micro-test, including a variety of 2mm connectors for use in tight spaces. From clips designed for chip pitches down to 0.008" (0.2 mm), to patch cords, and even complete SMD test kits, Pomona has the connection you need.

Pomona
ELECTRONICS

75

SMD Multi-Use Test Kit

NEW



Model# 72928

SMD test kit designed for multiple test small format test applications.


Kit includes:

1. 72902-0 Micro SMD Grabber Test Clips, (Black)
2. 72902-2 Micro SMD Grabber Test Clips, (Red)
3. 72906-0 Mini SMD Grabber Test Clips, (Black)
4. 72906-2 Mini SMD Grabber Test Clips, (Red)
5. 72905-0 Clip lead for Micro SMD Grabber - 0.8mm female/4 mm female, (Black)
6. 72905-2 Clip lead for Micro SMD Grabber - 0.8mm female/4 mm female, (Red)
7. 5908A Bench-top DMM Modular Test leads
8. 72920-39-0 stacking 2mm safety sheathed patch cords, PVC, 39in (100mm), (Black)
9. 72920-39-2 Multi-stacking 2mm safety sheathed patch cords, PVC, 100mm (39in), (Red)
10. 72923-0 SMD test probe with sharp, spring mounted tip, 2mm jack, (Black)
11. 72923-2 SMD test probe with sharp, spring mounted tip, 2mm jack, (Red)
12. 72917-0 4mm banana plug to 2mm sheathed banana jack adapter, 10/pkg (Black)
13. 72917-2 4mm banana plug to 2mm sheathed banana jack adapter, 10/pkg (Red)
14. 72924-0 Mini-alligator clip with 2mm jack, (Black)
15. 72924-2 Mini-alligator clip with 2mm jack, (Red)

Large Folding Test Kit Pouch

SMD High Density Circuit Test Kit

NEW



Model# 72935

SMD test kit designed for probing high density circuits.

Kit includes: 2 DMM leads with 4mm plugs, 2 test probes with spring-loaded tips, 6 micro SMD grabbers (72902), 6 adapter leads 0.8mm female to 0.4mm jack, 2 mini SMD grabbers with 4mm connectors, 2 holding rods (72903).

Micro SMD Grabber Test Clips Kit



Model#	Includes
72902	12 clips, 12 leads, 6 rods

Kit of 12 Micro SMD Grabbers in 6 colors. Grabbers are designed for easy attachment to SMD chips with pitches down to 0.008" (0.20 mm). Thin yet durable design permits attachment with close spacing in tight areas. Insulated tip minimizes shorting on adjacent pins. Gold plating for low resistance connections. Kit also includes 6 holding rods to reinforce connection positions during side-by-side measurements (order Model# 72903). In addition, kit includes 12 micro leads with 0.8mm female / 0.8mm male connectors.




Micro SMD Grabber Test Clips



Model#	Color
72902-0	Singles - Black
72902-2	Singles - Red

Designed for easy attachment to SMD chips with pitches down to 0.008" (0.20 mm). Thin yet durable design permits attachment with close spacing in tight spaces. Insulated tip minimizes shorting on adjacent pins. Gold plating for low resistance connections. Holding rods available to reinforce connection positions during side-by-side measurements (order Pomona model number 72903). Order Pomona model number 72905-0 for clip lead for Micro SMD Grabber - 0.8mm female/4 mm female (black) or 72905-2 (red) for easy attachment to standard test leads. 72902 includes one black and one red clip. (Black).



Holding Rods for Micro SMD Clips



Model#	72903
	Holding rods reinforce 72902 connection positions during side-by-side measurements. (10/pkg).



Clip lead for Micro SMD Grabber 0.8mm/2mm

Model#	Color
72904-0	Black
72904-2	Red

Clip lead for easy attachment of Micro SMD Grabber to test leads with 2mm plugs. 0.8mm female/2 mm female.



Clip lead for Micro SMD Grabber 0.8mm/4mm

Model#	Color
72905-0	Black
72905-2	Red

Clip lead for easy attachment of Micro SMD Grabber (Pomona 72902) or Mini SMD Grabber (Pomona 72906) to standard test leads. 0.8mm female/4 mm female.



Mini SMD Grabber Test Clips



Model#	Color
72906-0	Black
72906-2	Red

Designed for easy attachment to SMD chips with pitches down to 0.032" (0.80 mm). Insulated shaft can be bent up to 36 degrees for versatile attachment in awkward locations or close proximity to other clips. Rotating jaws increase versatility in connection and stacking. Thin (3mm) profile allows close placement to adjacent clips. Compatible with leads with Ø0.8 mm female connectors. Order Pomona model number 72905-0 for clip lead for SMD Mini Grabber - 0.8mm female/4 mm female (black) or 72905-2 (red) for easy attachment to standard test leads.



Mini SMD Grabber Test Clip with Lead and 2mm Jack



Model#	Color
72907-20-0	Black
72907-20-2	Red

Mini SMD Grabber Test Clip (Pomona 72906) with 20 inch (50cm) lead and 2mm Jack.



Mini SMD Grabber Test Clip with Lead and 4mm Jack



Model#	Color
72929-20-0	Black
72929-20-2	Red



Mini SMD Grabber Test Clip (Pomona 72906) with 20 inch(50cm) lead and 4mm Jack for easy attachment to DMM leads.

Do-it-yourself 2mm Stackable Safety Sheathed Plug



Model#	Color
72925-0	Black
72925-2	Red



Rating: 600V Cat II 10A.

SMD Test Probe with Sharp, Spring Mounted Tip



Model#	Color
72923-0	Black
72923-2	Red



SMD test probe with sharp, spring mounted tip and 2mm jack. Provides ultra-fine control for probing high density SMD circuits. Very fine 0.03in (0.7mm) diameter stainless steel tip is spring-mounted for controlled pressure. Removable, clear IC insulator cap prevents shorting of adjacent IC loges. Sheathed 2mm receptacle adapts to 2mm test leads and adapters.

Rating: 600V Cat III, 1A.

Mini-alligator Clip with 2mm Jack



Model#	Color
72924-0	Black
72924-2	Red




Rating: 600V Cat II, 10A.

Multi-stacking 2mm Safety Sheathed Patch Cords



Model#	Length	Color
72920-20-0	20in (50cm)	Black
72920-20-2	20in (50cm)	Red
72920-39-0	39in (100cm)	Black
72920-39-2	39in (100cm)	Red



Multi-stacking 2mm safety sheathed male/male patch cords, PVC.

Rating: 600V Cat II, 10A Max.

2mm Safety Sheathed Patch Cords



Model#	Length	Color
72919-20-0	20in (50cm)	Black
72919-20-2	20in (50cm)	Red
72919-39-0	39in (100cm)	Black
72919-39-2	39in (100cm)	Red



2mm safety sheathed male/male patch cords, PVC, .

2mm/4mm Male-male Test Leads



Model#	Length	Color
72936-0	39in (991mm)	Black
72936-2	39in (991mm)	Red



4mm Safety Banana Jack to 2mm Banana Plug Adapter



Model#	Color
72914-02	One Black and One Red
72914-0	Black
72914-2	Red

Accepts 4mm safety-sheathed banana plugs. 10/pkg.

Rating: 33 Vac / 70 Vdc, 36A



2mm Sheathed Jack to 2mm Unsheathed Plug Adapter



Model#	Color
72915-0	Black
72915-2	Red

Accepts 2mm safety-sheathed banana plugs. 10/pkg.

Rating: 33 Vac / 70 Vdc, 10A.



4mm Banana Jack to 2mm Banana Jack Adapter




Model#	Color
72916-0	Black
72916-2	Red

Accepts 2mm and 4mm safety-sheathed banana plugs. 10/pkg.

Rating: 33 Vac / 70 Vdc, 10A.



4mm Banana Plug to 2mm Sheathed Banana Jack Adapter




Model#	Color
72917-0	Black
72917-2	Red

Accepts 2mm safety-sheathed banana plugs. 10/pkg.

Rating: 33 Vac / 70 Vdc, 10A.



2mm Safety Sheathed Jacks



Model#	Color
72921-0	Black
72921-2	Red


2mm safety sheathed jack with 1.9mm wire wrap connecting pin.

Materials: Contacts: Nickel plated brass. Insulation: Polyamide.

Rating: 600V Cat II, 10A.



2mm Safety Sheathed Jack with Solder Tab



Model#	Color
72922-0	Black
72922-2	Red


Materials: Contacts: Nickel plated brass. Insulation: Polyamide.

Rating: 600V Cat II, 10A.



Micro SMD Grabber® Test Clip for 0.05 to 0.01in (1.25 to 0.2 mm) Lead Pitch

Model#	Profile Height	Lead Pitch	Tip	Qty	Colors
6442	0.28in (7mm) low	0.05 - 0.01in (1.25 - 0.3mm)	Long	10	10
6311	0.55in 14mm	0.03in - 0.01in 0.85 - 0.2mm	Long	2	2
6351	0.55in 14mm	0.03in - 0.01in 0.85 - 0.2mm	Long	10	2
6312	0.55in 14mm	0.05 - 0.01in 1.25 - 0.3mm	Long	2	2
6352	0.55in 14mm	0.05 - 0.01in 1.25 - 0.3mm	Long	10	2
6313	0.55in 14mm	0.05 - 0.01in 1.25 - 0.3mm	Short	2	2
6353	0.55in 14mm	0.05 - 0.01in 1.25 - 0.3mm	Short	10	2



• Use with PQFP, SOIC, TSOP and SSOP packages with lead pitches down to 0.01 to 0.02in (0.2 to 0.5 mm).

• Thin body allows an unlimited number of clips to be stacked side by side.

• Maximum frequency is 100MHz.

Rating: Hands free testing in controlled environment: 70 vrms max. For CE compliance: Not intended for hand-held use at voltages above 33 Vrms / 70 Vdc.

Rotating Micrograbber® Test Clip with Two 0.025in (0.635mm) Square Pins

Model#	Features
5790-*	Sold individually
5929-*	Rotating Micrograbber® Test Clip Kit. -0 kit contains 10 Model 5790 black clips, -2 kit contains 10 red clips.
5930	Rotating Micrograbber® Test Clip Kit., Kit contains 5 Black & 5 Red Model 5790 clips.



Use when testing IC leads at 0.05in (1.25mm) pitch or in other tight situations. Pincers rotate for ease of access.

Overall Length: 2.12in (53.85mm)

Rating: 30 Vac / 60 Vdc max, 2A max..

*Std Colors: -0 Black, -2 Red.

Micro SMD Grabber® Test Clip for 0.05 to 0.02in (1.25 to 0.5 mm) Lead Pitch

Model#	6490-*
--------	--------



• Use with PQFP & SOIC packages with 0.02in (0.5mm) lead pitch or greater.

• Pincers and 0.03in (0.76mm) pin plug are directly connected; no sliding parts.

• Pincers are stationary. Housing moves to close tips together.

• Device under test must be inactive when connecting pincers.

Rating: Hands free testing in controlled environment: 70 vrms max. For CE compliance: Not intended for hand-held use at voltages above 33 Vrms / 70 Vdc.

*Std Colors: -0 Black, -2 Red.

Oscilloscope Probes and Accessories

Pomona's oscilloscope probes give you the full range you need. Designed, rated, and specified to match the bandwidth of your instrument, they provide you with full voltage read-out over the entire rated bandwidth of each probe.



Replacement Passive Oscilloscope Probes

These general purpose monolithic passive voltage probes feature high performance for greater test flexibility. Complete accessory kit included.

See selection guide below.

Monolithic Passive Oscilloscope Probes

Model#	Probe Ratio	Maximum Input Voltage CAT I ¹	System Bandwidth MHz (-3 dB)	System Rise-time (ns)	Probe Input Resistance (MΩ)	Probe Input Capacitance (pF)	Compensation ² Range (pF)	Readout Actuator ⁴	Cable Length
5800A	1:1	300 ²	Up to 30 ³	< 11.66 ³	1	< 57 + 0-Scope	NA	No	4ft (1.2m)
6265	10:1	300	60	< 5.83	10	< 10.5	10 - 60	No	4ft (1.2m)
6266	1:1 10:1	300 ² 300	Up to 20 ³ 60	< 17.5 ³ < 5.83	1 10	< 65 + 0-Scope < 11	NA 10 - 60	No	4ft (1.2m)
5795A	10:1	300	100	< 3.50	10	< 9.5	10 - 60	No	4ft (1.2m)
4550B	1:1 10:1	300 ² 300	Up to 15 ³ 100	< 23.33 ³ < 3.50	1 10	< 64 + 0-Scope < 10.5	NA 10 - 60	No	4ft (1.2m)
6049A	10:1	300	150	< 2.33	10	< 10.5	10 - 30	No	4ft (1.2m)
6101A	10:1	300	150	< 2.33	10	< 10.5	10 - 30	Yes	4ft (1.2m)
SP150B	1:1 10:1	300 ² 300	Up to 15 ³ 150	< 23.33 ³ < 3.33	1 10	< 50+ 0-Scope < 15	NA 10 - 60	No	4ft (1.2m)
5803A	10:1	300	200	< 1.75	10	< 10	10 - 60	No	4ft (1.2m)
5806A	1:1 10:1	300 ² 300	Up to 20 ³ 200	< 17.5 ³ < 1.75	1 10	< 77 + 0-Scope < 11.5	NA 10 - 60	No	4ft (1.2m)
5827	100: 1	300	200	< 1.75	10	< 5.5	15 - 50	No	6.6ft (2.0m)
6069A	10:1	300	250	< 1.40	10	< 10	10 - 30	No	4ft (1.2m)
6102A	10:1	300	250	< 1.40	10	< 10	10 - 30	Yes	4ft (1.2m)
5809A	10:1	300	300	< 1.17	10	< 17	10 - 60	No	4ft (1.2m)
5812A	10:1	300	300	< 1.17	10	< 17	10 - 60	Yes	4ft (1.2m)

Replacement Accessory Kit: 6267

Kit includes:

- Retractable Hook Tip
- BNC Adapter
- IC Adapter
- Insulating Tip
- Trimmer Tool
- 6in (0.15m) Ground Lead with Alligator Clip


Oscilloscope Probe Tip Adapter Model# 6443



This adapter provides an easy, fast, and reliable way to connect your oscilloscope probe to IC test adapters, test clips and grabbers using 0.025in (0.635mm) connection pins.

Pomona adapters with 0.025in (0.635mm) pins

- | | | |
|------|------|---------------------|
| 5360 | 6313 | 6490 |
| 5790 | 6351 | 6442 |
| 6311 | 6352 | 6444 |
| 6312 | 6353 | All "IC" test clips |



- Rating:** All probes are rated 300V (DC + Peak AC), CAT I, per IEC1010-2-031. Maximum voltage allowed on the LO connection including shell and housing must not exceed 30V.
- Maximum input voltages are dependent on the oscilloscope input characteristics; take the lesser of the two specifications.
- Dependent upon oscilloscope input characteristics.
- Any oscilloscope that uses the Tektronix® style range actuator.
- For oscilloscopes with 1 MΩ input resistance.

Modular Passive Oscilloscope Probes



Featuring a new, compact, ergonomically designed probe handle, these modular general purpose passive voltage probes are ideal for use with a wide variety of oscilloscopes. They also feature a spring-loaded, pogo-pin replaceable tip. The fine tip probes are perfectly suited for probing high-density chip leads with less than 0.060in (1.52mm) spacing. Modular in design, the probe handle is capable of receiving a variety of spring-loaded and fixed tips, providing greater testing versatility. An affordable, versatile probe for many uses.

Probe sets feature probe handle, insulated adjusting tool, sprung hook, BNC adapter, 9.06in (230mm) ground lead, 0.98in (25mm) ground adapter, IC tip adapter, tip cover, rigid tip and spring-loaded tip (1 each), and complete set of instructions and specifications.

Model#	Probe Ratio	Maximum Input Voltage CAT II ¹	System Bandwidth MHz (-3 dB)	System Rise time (ns)	Probe Input Resistance (MΩ)	Probe Input Capacitance (pF)	Compensation ² Range (pF)	Readout Actuator ⁴	Cable Length
6491	1:1	100 V ²	Up to 25 ³	< 14.0 ³	1	< 38 + O-Scope	NA	NA	4ft (1.2m)
6493	10:1	300 V	60	< 5.90	10	< 10	10 - 60	No	4ft (1.2m)
6494	10:1	300 V	60	< 5.90	10	< 10	10 - 60	Yes	4ft (1.2m)
6499	1:1	100 V ²	20 ³	< 17.5 ³	1	< 40 + O-Scope	NA	No	4ft (1.2m)
	10:1	300 V	60	< 5.90	10	< 10	10 - 60		
6495	10:1	300 V	100	< 3.50	10	< 10	10 - 60	No	4ft (1.2m)
6500	1:1	100 V ²	20 ³	< 14.0 ³	1	< 42 + O-Scope	NA	No	4ft (1.2m)
	10:1	300 V	100	< 3.50	10	< 10	10 - 60		
6496	10:1	300 V	350	< 1.00	10	< 12	5 - 40	No	4ft (1.2m)
6497	10:1	300 V	350	< 1.00	10	< 12	5 - 40	Yes	4ft (1.2m)
6498	100:1	1.5 kV	350	< 1.20	50	< 6	10 - 50	No	6.6ft (2.0m)
6501	10:1	300 V	350	< 1.00	10	< 12	8 - 45	No	4ft (1.2m)
6492	10:1	300 V	350	< 1.00	10	< 12	8 - 45	Yes	4ft (1.2m)

Replacement Accessory Kit: 6552

- Kit includes:**
 Retractable Hook Tip
 BNC Adapter
 IC Adapter
 Insulating Tip
 Trimmer Tool
 6in (0.15m) Ground Lead with Alligator Clip
 Right-Angle Ground Lead Spring
 1 ea. Rigid Probe Tip
 1 ea. Spring Probe Tip (not sold separately)


Oscilloscope Probe Tip Adapter Model# 6553



This adapter provides an easy, fast, and reliable way to connect your oscilloscope probe to IC test adapters, test clips and grabbers using 0.025in (0.635mm) connection pins.

Pomona adapters with 0.025in (0.635mm) pins

- 5360 6351 6442
- 5790 6352 6444
- 6311 6353 All "IC" test clips
- 6312 6490 test clips
- 6313 6151



1 **Rating:** Per IEC1010-2-031. Maximum voltage allowed on the LO connection including shell and housing must not exceed 30V.
 2 Maximum input voltages are depended on the oscilloscope input characteristics; take the lesser of the two specifications.
 3 Dependent upon oscilloscope input characteristics.
 4 Any oscilloscope that uses the Tektronix® style range actuator.
 5 For oscilloscopes with 1 MΩ input resistance.

Microline Passive Oscilloscope Probes



500 MHz x 10 Passive Voltage Probe
4ft (1.2m) cable, 500V peak.

The perfect solution for accessing hard-to-reach test points, particularly fine pitch IC leads. The Microline Probe features a 500 MHz X10 passive voltage probe compactly designed for on-the-go field service or in the lab.


Tips can be replaced with Pomona 0.60in (1.52mm) probe tips model number 6475, see page 68.

Model#	Probe Ratio	Maximum Input Voltage CAT 1 ¹	System Bandwidth MHz (-3 dB)	System Rise-time (ns)	Probe Input Resistance (M Ω)	Probe Input Capacitance (pF)	Compensation ⁵ Range (pF)	Readout Actuator ⁴	Cable Length
6551	10: 1	500 V	500	< 0.70	10	< 10.5	8 - 20	Yes	4ft (1.2m)
6554	10: 1	500 V	500	< 0.70	10	< 10.5	8 - 20	No	4ft (1.2m)

Replacement Accessory Kit: 6552

- Kit includes:**
Retractable Hook Tip
BNC Adapter
IC Adapter
Insulating Tip
Trimmer Tool
6in (0.15m) Ground Lead with Alligator Clip
Right-Angle Ground Lead Spring
1 ea. Rigid Probe Tip⁶
1 ea. Spring Probe Tip⁶ (not sold separately)


Oscilloscope Probe Tip Adapter Model# 6553



This adapter provides an easy, fast, and reliable way to connect your oscilloscope probe to IC test adapters, test clips and grabbers using 0.025in (0.635mm) connection pins.

Pomona adapters with 0.025in (0.635mm) pins

- 5360 6351 6442
- 5790 6352 6444
- 6311 6353 All "IC" test clips
- 6312 6490 6151
- 6313



1 **Rating:** Per IEC1010-2-031. Maximum voltage allowed on the LO connection including shell and housing must not exceed 30V.

4 Any oscilloscope that uses the Tektronix® style range actuator.

5 For oscilloscopes with 1 MΩ input resistance.

6 For replacement tips: Model 6475 may be ordered for Models 6551 and 6554.

RF Detector (demodulator) Probe



Model# 5815A

Model 5815 is a miniature RF Detector Probe intended for use with a wide range of oscilloscopes. This probe is very useful for measuring RF signals up to 800 MHz. It provides an output of 1 Vdc for an input of 1 Vrms sinewave.

Diode Turn-On Voltage: 200 mV.

Input Capacitance: 5 pF.

Peak AC Input: 50V.

DC Isolation Incl. Peak AC: 200V.


Cable Length: 4ft (1.2m).

1 Vdc output for input of 1 Vrms.

Bandwidth: 1 MHz - 400 MHz ± 3dB,
500 KHz - 1 MHz ± 4dB,
400 MHz - 800 MHz ± 4dB.

Rating: Maximum voltage allowed on the LO connection including shell and housing must not exceed 30V from earth ground.

Insulated Oscilloscope Probes for Portable Applications



These passive voltage oscilloscope probes provide additional safety for portable instrument users. Pomona's Insulated Probes provide insulation coverage for the entire probe including the BNC connector. A spring-loaded sheath covers the tip ground point. Compensation point in BNC end.

- Offered in two styles:
6006 Fixed Attenuation X10.
6035 Switchable Attenuation X1/X10.
- Cable length 4ft (1.2m).
- Model 6033 is a set of two 6006 Probes (one red, one gray).

Accessories Included:

- Sprung Hook
- Trimmer Tool
- IC Tip
- Insulating Tip
- BNC Adapter
- Replacement Tip
- Ground Lead
- Sheathed Banana Plug Adapter

Rating: Maximum voltage allowed on the LO connection including shell and housing must not exceed 30V from earth ground.

Replacement Accessory Kit

Model# 6034-*

* Std. Colors: -2 Red, -8 Gray

Model#	Attenuation	Bandwidth (MHz)	Resistance (M Ω) ²	Input Impedance Capacitance (pF)	Approx. Risetime (nS)	Voltage (V Max) ³	Compensation ³ Range (pF)
6006-*	X10	200	10	15	1.8	250	10-60
6033 (set)	X10	200	10	15	1.8	250	10-60
6035-*	X1/X10	20/200	1/10	47/15	17.5/1.8	250	10-60

* -2 Red, -8 Gray

1 When connected to an oscilloscope with 1 M Ω input resistance.

2 Derated with frequency.

3 For oscilloscopes with 1 M Ω input resistance.

Active Differential Probe



Pomona **Model 6731** differential voltage probe allows users to safely make floating high voltage measurements while using general purpose oscilloscopes. Using a built-in differential amplifier, the floating signal is converted and scaled to a low-voltage signal referenced to earth ground. The probe can be used on circuits associated with electronic high-power converters, motor speed controls, switching mode power supplies, and other high voltage circuits requiring isolation.

Features include switchable attenuation, high impedance to ground for both positive and negative side of the balanced input, and maximum differential voltage up to 1000V. The probe input uses shrouded banana test probe tip. The output to the oscilloscope is made with a BNC cable with a safety insulated BNC male connector.

Included with the 6731:

- Large Jaw Alligator clips (one red and one black).
- Pin-Grabber Test Clips (one red and one black).
- 9V Alkaline Battery.

Optional:

- Model 6732: Universal Power Adapter.


Input Characteristics	
Input Probe	Shrouded banana test probe
Input Cable Length	60in (1.5m)
Probe Ratio	20:1 / 200:1
Voltage to Ground	600V CAT III 1000V CAT II
Maximum Input	1000 Vdc
Maximum Differential Input Voltage	1000 Vrms 1200V (DC + Peak AC)
Maximum Floating Voltage / Frequency	600V Category III /400 Hz (from shielding to ground)
Probe Input Resistance	5 M Ω (input to shielding) 10 M Ω (input to input)
Probe Input Capacitance	6 pF (input to shielding) 5 pF (input to input)
Operating Temperature	+32 to +122°F (0 to +50°C)
Output Characteristics	
Output Cable	BNC cable
Output Cable Length	20in (0.5mm)
Output Voltage Range	\pm 6.5V (into 1MW)
Accuracy	\pm 2.5%
Bandwidth	DC to 20 MHz (-3 dB)
Risetime	17.5 ns
CMRR	20:1 @ 60Hz =>70dB 20:1 @ 1MHz =>40 dB 200:1 @ 60Hz => 80dB 200:1 @ 1 MHz =>50dB
Power	
9V Alkaline Battery	8 hours operation. 400 hours in standby. Unit goes into standby mode after 30 minutes (battery mode only).
Model 6732 Optional Universal Power Adapter	For continuous operation

Audio/Video

Whether setting up your own home theater or looking for connectors for that next broadcast event, Pomona audio/video accessories get you connected reliably. From F connectors to phono jacks, look to Pomona for parts you can depend on.



High Definition 75Ω BNC Connectors



Model#	For Cable
6702	RG59B/U, 20 AWG, Belden 1505A
6703	RG6B/U, 18 AWG, Belden 1694A
6704	RG59B/U, 23 AWG

Precision matched to Belden cable for digital and analog SDI/HDTV signals.

Performance: 3 GHz with VSWR of 1.15

Impedance: 75Ω.

BNC: Shell: precision machined tarnish resistant black nickel-plated brass; Center Contact: male: gold-plated brass (20 micro inches).

Dielectric: PTFE.

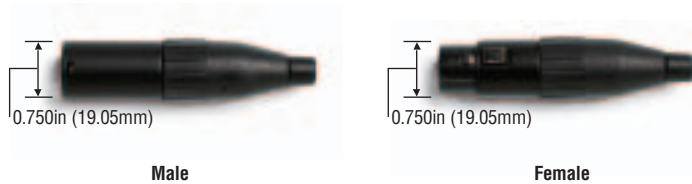
XLR Triple Binding Post



Model#	Type	RJ11
7288	(m)	•
7289	(f)	•
7286	(m)	–
7287	(f)	–

Adapter makes it easy to split out the signals from the three XLR audio conductors for access via 5-way binding posts. RJ11 jack also simplifies connection to phone for ring down tests of audio lines or for phone communications across audio cables. Includes three color-coded 5-way binding posts for high, low, and ground terminals. Cables can be connected to rugged binding posts via banana plug, spade lug, alligator clip, or simply fed into the through-hole or wrapped around the post.

XLR Straight Cable Connectors – Rugged




Model#	Type	Pins	Shell	IDC	Contacts	Lbs of Pull
5109A	(f)	3	Nickel		Silver	100
5110	(m)	3	Nickel		Silver	100
5125A	(f)	5	Nickel		Silver	45
5126A	(m)	5	Nickel		Silver	45
6852	(f)	3	Black Nickel		Gold	100
6853	(m)	3	Black Nickel		Gold	100
7273	(m)	3	Nickel	•	Silver	100
7274	(f)	3	Nickel	•	Silver	100
7275	(m)	3	Black Nickel	•	Silver	100
7276	(f)	3	Black Nickel	•	Silver	100

Passes the 100 pound stress test.

When connection failure is simply not an option, depend on Pomona XLR connectors. The patented XLR cable retention system can withstand up to 100 pounds (45.35 kg) of pull and up to 50,000 bends under stress. By securely capturing the cable, our system relieves strain from the solder joints between the cable and the connector, protecting your connections from workplace abuse.

BNC Male Terminator Plugs

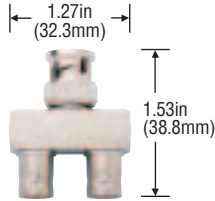


Model#	Ω
3840-50	50
3840-75	75

Rating: Frequency Range DC to 500 MHz, Power 0.5W @ 158°F (70°C) Max.

Accuracy: 1%.

BNC Within Series Adapters



Model#	Type	Special Features
6754	BNC (f/m/f)	In-line

In-line design improves cable routing.


Performance: 3 GHz .

Rating: Hands free testing in controlled voltage environment: 500 Vrms*, -85°F to +329°F (-65°C to +165°C).


Impedance: 75 Ω .

BNC: Shell: tarnish resistant nickel-plated brass; Center Contact: male: gold-plated brass; female: gold-plated beryllium copper; Dielectric: PTFE.

F Between Series Adapters



6714



6715

Model#	Type
6714	BNC (m)/F (f)
6715	BNC (f)/F (f)
6716	F (m)/BNC (f)


BNC: Shell: tarnish resistant nickel-plated brass; Center Contact: male: gold-plated brass; female: gold-plated beryllium copper (except as noted).

Dielectric: PTFE.



6716


F Within Series Adapters



6712


Model#	Type
6712	F (m/f) Right angle
6713	F (m/f) In line, Push-on

Material: Machined, nickel-plated brass



6713

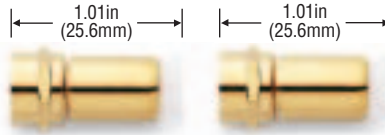
F Bulkhead Receptacle



Model#	Type
6706	F (f/f) In line, with nut and washer

Material: Machined, nickel-plated brass.

F Connectors



6707

6708

Model#	Type	For Cable
6707	F (m)	RG6
6708	F (m)	RG59


Easy installation. Simply strip the cable and push-on the connector. No crimp tool required.

Material: Gold-plated brass.

40lb (18.1kg) minimum cable retention.

Impedance: 75 Ω .

F Female PCB Mount



Model#	Type
6711	F (f) Reflow type with TFE insulator

For RG59 and RG6 cable.

True 75 Ω .

Mounts and locks onto circuit board edge.

RCA Plug/RCA Plug Cable Assemblies




Model#	Plugs	Plug Color at each end
6896-180	2 RCA / 2 RCA	White / Red
6898-180	1 RCA / 1 RCA	Black
6900-180	3 RCA / 3 RCA	Red / Green / Blue
6901-180	1 RCA / 1 RCA	Yellow

Material: Center Contact: gold-plated brass.

Length: 4.6 m (15 ft).

BNC Female to Phono (RCA) Male




Model#
5319

Rating: Hands free testing in controlled voltage environment: 500 Vrms*, 216°F (+102°C) max.

BNC: Center Contact: gold-plated.


BNC Male to Phono Jack



Model#
4054

Rating: Hands free testing in controlled voltage environment: 500 Vrms*, +257°F (+125°C) max.

BNC Female to 1/4in (6.35mm) Phone Plug




Model#
1297

Rating: Hands free testing in controlled voltage environment: 500 Vrms*, +257°F (+125°C) max.

Convert 2 conductor audio jacks to BNC.

BNC Female to Two Conductor, 0.14in (3.5mm) Dia. Mini Phone Plug



Model#
3837

Rating: Hands free testing in controlled voltage environment: 500 Vrms*, +257°F (+125°C) max.

Convert 2 conductor audio jacks to BNC.

BNC Male to 1/4in (6.35mm) Two Conductor Phone Jack


Model# 4043



Rating: Hands free testing in controlled voltage environment: 500 Vrms*, +257°F (+125°C) max.
Convert 2 conductor phone plugs to BNC.

BNC Female to Two Conductor Micro Phone Plug


Model# 4267



Rating: Hands free testing in controlled voltage environment: 500 Vrms*, +257°F (+125°C) max.
Permits BNC male to be used with equipment having micro jacks.
Phono plug cables are available see page 14.

Phono Jack to Double Stacking Banana Plug

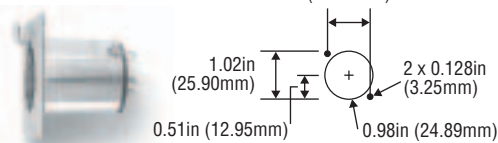
Model# 1442



Rating: Hands free testing in controlled voltage environment: 500 Vdc*, +122°F (+50°C) max.
Permits phono plug to be used with equipment having standard banana jacks or binding posts.


Wall/Floor Mount Female XLR Receptacle

Model#	Sockets
5113A	3



1/4in (6.35mm) Phone Plug Adapter with Binding Posts

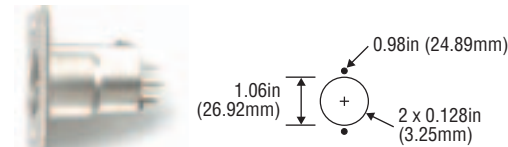
Model# 1285



Rating: Hands free testing in controlled voltage environment: 500 Vdc*, +122°F (+50°C) max.
2 Conductor phone plug.
Cross holes fit double banana plug.


Wall/Floor Mount Male XLR Receptacle

Model#	Pins
5117A	3



1/4in (6.35mm) Phone Jack to Double Stacking Banana Plug

Model# 4044



Rating: Hands free testing in controlled voltage environment: 500 Vrms*, +122°F (+50°C) max.
2 conductor 0.25in (6.35mm) dia. phone jack.

Rugged XLR Plug to XLR Jack Audio Cable

Model#	Length
6902-120	3.0 m (10 ft)
6902-180	4.6 m (15 ft)
6902-240	6.1 m (20 ft)
6902-300	7.6 m (25 ft)



BELDEN Cable

Rugged audio cables constructed with Belden 1172A Starquad cable includes a 3-pin rugged XLR male connector and a 3 contact rugged XLR female connector. Constructed to withstand 45.35 kg (100 lbs) of pull and up to 50,000 bends under stress.

Material: Shell: precision machined tarnish resistant black nickel-plated brass; Center Contact: male: gold-plated brass (20 micro inches); female: gold-plated heat treated beryllium copper.

True 75Ω BNC Male Cable

Model#	Length
6510-V-12-0	12in (0.3m)
6510-V-24-0	24in (0.6m)
6510-V-36-0	36in (0.9m)
6510-V-48-0	48in (1.2m)
6510-V-60-0	60in (1.5m)
6510-V-72-0	72in (1.8m)



BNC connectors are perfectly matched to 75Ω impedance for superior VSWR & return loss performance.

Ideal for digital video and telecommunication applications

Cable Type: High Flex, Multi-strand center conductor, RG59 Type, Black.

6869 XLR Plug to XLR Jack Low Noise Cable Assembly

Model#	Length
6869-180	4.6 m (15 ft)
6869-300	7.6 m (25 ft)



Low noise audio cable includes a 3-pin XLR male connector and a 3 contact XLR female connector.

Pull: 45.35 kg (100 lbs).

Material: Shell: tarnish resistant black nickel-plated brass; Center Contact: gold-plated brass.


*see rating message at start of section.

Automotive

Offering a variety of test accessories designed specifically for the automotive environment, Pomona simplifies automotive diagnostics. Pomona automotive accessories give you access to wiring or cables in congested engine compartments, under-dash wiring harnesses, and other generally hard-to-reach places.

Insulation Piercing Clip Sets

Model#	Features	Colors
6405	Attach to test leads	Set of red/black
6413	Attach to 0.080in (2.03mm) Probe tip	Set of red/black
6580-12	12in (304.8mm) long	-0 blk, -2 red
6580-24	24in (609.6mm)	-0 blk, -2 red



- Double V block centers wire.
- 6405, 6413: set of 2, (red and black jacks).
- Bright yellow for easy location.
- Attach to test leads.

Insulation Piercing Maxigrabber® Test Clip Set

Model# 5913



- Insulated probe for hard to reach test points.
- Set of 2, red and black.

Test Lead Rack

Model# 4408M



- Magnetic, attach to tool box or other steel cabinet.
- Neat storage for leads.
- Easy access.

Basic Backprobe Pins


Model# 6411



- Make connection to terminals inside connectors up to 1in (25.40mm) deep.
- For low voltage use < 30V.
- Pkg of 10.

Rigid Backprobe Pin

Model# 6544-02



- Sharp point to pierce insulation or weather boot up to 2in (50.8mm) deep.
- For low voltage use < 30V.
- Set of 2 (red + black).
- Fits comfort-grip style and modular probes 6232A and 6479.

Shielded Test Lead Set

Model# 6480



- Stacking double banana plug mates with instrument interface.
- 12in silicone leads connect to test probes or clips (See page 64).
- Silicone leads resist high temperatures.
- Shielded 4ft (1.22m) cable is stiff enough to keep away from moving parts.

Test Connector Adapter Set

Model# 6481



- Full set of pin and socket adapters
- 18 piece set includes one black and red pin and socket of each size.
- Contact sizes: 0.03in (0.75mm), 0.04in (1mm), 0.06in (1.5mm), 0.10in (2.5mm).
- Includes Silicone insulated 4ft (1.22m) leads to fit most DMMs from Fluke, Amprobe, Greenlee and others.

Coaxial Lead Set Lead Set

Model# 6534



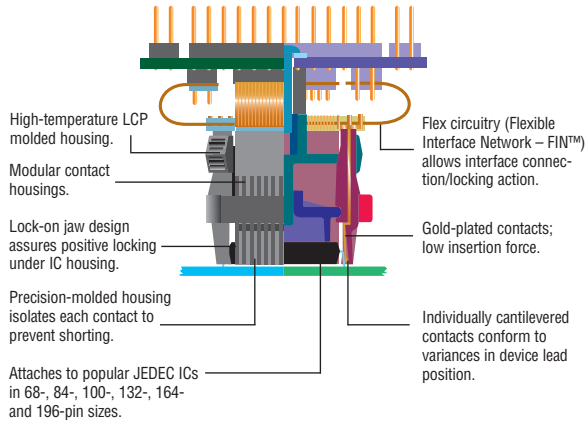
- Complete set of coaxial leads.
- Molded strain relief.
- Seven piece set from 1 to 10ft (0.3 to 3.05m).
- Standard BNC connectors fit oscilloscopes and other instruments.

IC Test Clips and Adapters


Innovative solutions. Pomona Electronics' IC Test Clips – designed for your chip. Uniquely designed for testing surface mount devices – easily, securely and successfully. Low-profile fine-pitch chips, densely populated boards, or vertical boards, POMONA test clips connect you with confidence.



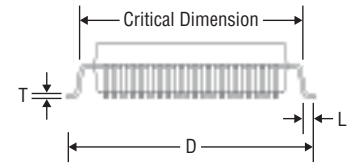
Pomona® JEDEC IC Test Clip Features



How to Measure or Calculate the Critical Dimension for Your QFP Test Clip

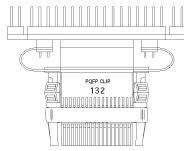



Measure Critical Dimension with calipers parallel to the plane of the PCB



Test Clip Selection Made Easy


To select the Pomona IC Test Clip specifically designed for your chip, find the table for your chip type and follow the selection procedure outlined in this section.



JEDEC QFP

To find your JEDEC QFP test clip, turn to the JEDEC QFP table on page 88 and reference the following characteristics of your target chip:

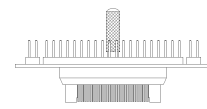

1. Number Of Leads
2. Body Size



SSOP/QSOP

To find your SSOP/QSOP test clip, turn to the SSOP/QSOP table on page 80 and reference the following characteristics of your target chip:

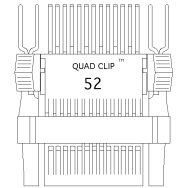

1. Lead Pitch and Body Size
2. Number Of Leads
3. Locking Feature (see Fig. 1, 2 & 3, page 88)



Metric QFP

To find your Metric (EIAJ) QFP test clip, turn to the Metric QFP table on page 89 and reference the following characteristics of your target device.


1. Number of leads
2. Body size
3. Lead pitch
4. Critical dim. (See below)



PLCC

To find your PLCC Quad Clip® test adapter, turn to the PLCC table on page 89 and reference the following characteristics of your target chip:

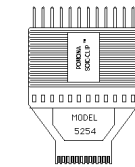
1. Number Of Leads
2. Body Size



DIP

To find your DIP test clip, turn to the DIP table on page 82 and reference the following characteristics of your target chip:

1. Number Of Leads
2. Test Clip Contact Style (see Fig. 1 & 2, page 90)



SOIC/SOJ

To find your SOIC Clip® test clip, turn to the SOIC/SOJ table on page 82 and reference the following characteristics of your target chip:

1. Number Of Leads
2. Confirm Body Width Compatibility
3. For Lower and Top Test Clip Width (see Fig. 1, 2 & 3, page 90)

JEDEC PQFP Test Clips




Fig. 1




Fig. 2

Model#	No. Leads	Body Size	Typical Applications	Fig.
5713	100	0.75in X 0.75in	Intel 80C186EC, 80386SX,	1
5777		(19.05mm x 19.05mm)	AMD 29205, 386EM, 386SXLP	2

Pomona's JEDEC QFP test clips are designed to fit on surface-mounted plastic and ceramic JEDEC chips. Choose from two clip types designed to give you optimum functionality and ease of use for testing, troubleshooting and custom-design evaluation with logic analyzers and oscilloscopes.

Lead Pitch: 0.025in (0.635mm).

Fig. 1: The basic JEDEC QFP test clip is designed for use on densely-populated boards where space is at a minimum. Leads at the top of the clip are 0.022in x 0.012in (0.56mm x 0.30mm) and are spaced 0.075in (1.9mm) apart.

Fig. 2: Pomona's most popular JEDEC QFP test clip features a large board with 0.025in (0.635mm) pins at 0.100in x 0.100in (2.54mm x 2.54mm) spacing for easy connection to logic analyzers and oscilloscopes. The board is elevated to avoid other board components near the target chip.

SSOP/QSOP Test Clips




Fig. 1



Fig. 2



Fig. 3

Model#	No. Leads	Lead Pattern	Body Size	Lead Pitch	Pkg. Type	Typical Applications	Fig.
5969	20	10+10	0.21in	0.026in	SSOP	TI SN74ABT245, IDT 74FCT244,	1
5969A			(5.3mm)	(0.65mm)		Maxim MAX153	2
5972	24	12+12	0.21in	0.026in	SSOP	IDT 74FCT244TPY, Phillips 80C751,	1
			(5.3mm)	(0.65mm)		MAXIM MAX120, MAX153	
5893	48	24+24	0.3in	0.025in	SSOP	TI ABT16244, ACT16245	3
			(7.62mm)	(0.65mm)			
5894	56	28+28	0.3in	0.025in	SSOP	IDT FCT16223, FCT162511	3
			(7.62mm)	(0.635mm)			

With Pomona's SSOP and QSOP test clips, technicians can now access all of the leads on popular low-profile, fine-pitch SSOP and QSOP chips. Each clip has 0.025in (0.635mm) sq. pins at 0.100in x 0.100in (2.54mm x 2.54mm) spacing to allow connections with jumpers or Pomona's flying leads.

Fig. 1: Clip is located and held with a cantilevered plastic guide that holds the ends of the chip under test. Ideal for densely-populated boards, this clip can attach onto a chip that is spaced only 0.050 (1.27mm) away from an adjacent board component.

Fig. 2: Clip features spring-loaded fingers to attach easily and hold firmly onto the ends of the chip. Clip fingers are opened by finger pressure on the upper handles. A clearance of 0.125in (3.17mm) is required at the ends of the chip under test.

Fig. 3: Clip features spring-loaded contact housings that clamp onto the side of the chip body. Gold-plated contacts are individually cantilevered to maintain positive connections. User interface provides 0.025 (0.635mm) sq. pins at 0.10 (2.54mm) centers.

Lead Pitch: 0.025in (0.635mm).

Pomona offers a wide variety of Micro-SMD Grabber® Test Clips for use in testing fine pitch PQFP devices. See SMD/Micro Format Test section for complete selection.



Metric QFP Test Clips




Fig. 1: Press-on clip




Fig. 2: PGA interface*




Fig. 3: Clip with locking fingers*





Fig. 4: Clip with internal locking feature

Model#	No. Leads	Body Size	Lead Pitch	Max. Height	Critical Dim. †	Typical Applications	Fig.
5961	44	0.39in x 0.39in (10mm x 10mm)	0.03in (0.80mm)	0.13in (3.4mm)	0.48in (12.3mm)	Motorola 68HC11	1
5961-2					0.46in (11.6mm)	NEC µPD71054, Altera EPM70320C44	1
5888	64	0.55in x 0.55in (14mm x 14mm)	0.03in (0.80mm)	0.13in (3.4mm)	0.64in (16.3mm)	Intel 82078, Phylon PHY1002	1
5888-2					0.61in (15.6mm)	Motorola 68HC05, Hitachi H8/3714	1
5751L	80	0.55in x 0.79in (14mm x 20mm)	0.03in (0.80mm)	0.13in (3.4mm)	0.64in x 0.88in (16.3mm x 22.3mm)	Intel 80C186XL, Cirrus Logic CL-SH260, Adaptec AIC-6360Q	1
5751L-2					0.61in x 0.85in (15.6mm x 21.6mm)	AMD 80C186, AMD S80L188, Phillips 9XC1X0, AMD S80L186	4
5643	100	0.55in x 0.79in (14mm x 20mm)	0.26in (0.65mm)	0.13in (3.4mm)	0.64in x 0.88in (16.3mm x 22.3mm)	Motorola 68EC020F,	1
5643L					(16.3mm x 22.3mm)	AT&T 3042, Fujitsu MB86600	4
5643L-2					0.61in x 0.85in (15.6mm x 21.6mm)	Altera EPM5130, Cirrus Logic CL-SH3620, Xilinx XC4003, Xilinx XC3042	4
6150	112	0.55in x 0.55in (14mm x 14mm)	0.02in (0.50mm)	0.06in (1.4mm)	0.59in (15.0mm)	TI TMS320C52	3
5868L		0.79in x 0.79in (20mm x 20mm)	0.26in (0.65mm)	0.13in (3.4mm)	0.83in (21.0mm)	Hitachi H8 / 510, H8 / 570, SH 7032	3
5868L-2	144	1.10in x 1.10in (28mm x 28mm)	0.26in (0.65mm)	0.13in (3.4mm)	0.85in (21.7mm)	Motorola DSP56156	3
5773-2					0.79in x 0.79in (20mm x 20mm)	0.02in (0.50mm)	0.06in (1.4mm)
6151	160	1.10in x 1.10in (28mm x 28mm)	0.26in (0.65mm)	0.13in (3.4mm)	0.83in (21.0mm)	Motorola 68302	3
5645L					1.19in (30.3mm)	Actel A1280, Emulex FAS256	4
5645L-2	176	0.94in x 0.94in (24mm x 24mm)	0.02in (0.50mm)	0.06in (1.4mm)	1.19in (30.3mm)	Motorola MPC403	4
6152					0.98in (25.0mm)	Intel 486SX	3
5770	208	1.10in x 1.10in (28mm x 28mm)	0.02in (0.50mm)	0.13in (3.4mm)	1.17in (29.6mm)	Intel 80486DX2E, Motorola MC68HC05,	1
5770L					(19.05mm x 19.05mm)	Actel A1480, Altera EPF8636, EPF8820	4
5770-2	240	1.26in x 1.26in (32mm x 32mm)	0.02in (0.50mm)	0.16in (4.0mm)	1.16in (29.3mm)	Most Ceramic + Metal Packages	3&4
5998A					1.33in (33.8mm)	Motorola XC68360 Ceramic	2
5998AL	240	1.26in x 1.26in (32mm x 32mm)	0.02in (0.50mm)	0.16in (4.0mm)	1.33in (33.8mm)	Analog Devices ADSP-21060,	2
5998AL						LSI L1A7747, Altera EPF81188	3
						Xilinx XC4025-MQ240	2&3

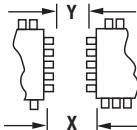
* Includes male to male adapter pins † For instructions on calculating the critical dimension, see page 79.

PLCC Test Clips



Pomona's low-cost Quad Clip® test clips quickly lock onto J-leaded PLCCs, providing easy access for testing surface-mounted devices. PLCC test clips attach to PLCC chips with a sliding cam that clamps onto the chip body. Access to chip leads is provided by 0.025in (0.635mm) pins at 0.100in (2.54mm) spacing. Pomona offers a Quad Clip® test clip to fit all currently available PLCC chip sizes.


	X Min.	Y Min.
Single Testing	0.120in (3.1mm)	0.110in (2.8mm)
Adjacent Testing	0.325 (8.3mm)	0.285 (7.2mm)



Lead Pitch: 0.050in (1.27mm)

Model#	No. Leads	Lead Pattern	Body Size	Typical Applications
5279	20	5 X 5	0.36in X 0.36in (9.14mm x 9.14mm)	Intel 85C220
5280	28	7 X 7	0.46in X 0.46in (11.68mm x 11.68mm)	Intel 5C60, 85C224, Philips 8XC751, Raytheon TMC1173
5733	32	7 X 9	0.46in X 0.56in (11.68mm x 14.22mm)	AMD 29F040, Xicor X28TC256, Cypress CY7B991
5281	44	11 X 11	0.63in X 0.63in (16.00mm x 16.00mm)	AMD MACH110, 80C88, Seimens SAB-C501
5312	52	13 X 13	0.75in X 0.75in (19.05mm x 19.05mm)	Intel 87C196, 87C196, Motorola 68008
5401	68	17 X 17	0.95in X 0.95in (24.13mm x 24.13mm)	Intel 80C188, AMD MACH220, Hitachi H8/330
5402	84	21 X 21	1.15in X 1.15in (29.21mm x 29.21mm)	AMD MACH130, Altera EPF8452, Cirrus Logic CLi6005
5515A	20-84			PLCC Clip Kit containing 1 of each size PLCC Clip

PLCC Pin Breakout



Use these test adapters to test socket mounted PLCC's. The PLCC test adapter is placed between the socket and the PLCC, 0.025in (0.635mm) square pins at 0.10in (2.54mm) spacing allow easy access testing for all leads of the PLCC. An overlay template provides easy pin identification.

Lead Pitch: 0.100in (2.54mm).

Model#	No. Leads
5451	28
5878	32
5452	44
5453	52
5454	68

DIP Test Clips



Fig. 1



Fig. 2

Model#	No. Leads	Chip Width	Contact Style	Contact Material	Typical Applications	Fig.
5108	8	0.3in (7.62mm)	Closed	Gold Plate		1
5208	8	0.3in (7.62mm)	Open	Gold Plate		2
5014	14	0.3in (7.62mm)	Closed	Nickel Silver		1
5214	14	0.3in (7.62mm)	Closed	Gold Plate		1
5114	14	0.3in (7.62mm)	Open	Nickel Silver		2
5314	14	0.3in (7.62mm)	Open	Gold Plate	Motorola 68HC11	2
3916A	16	0.3in (7.62mm)	Closed	Nickel Silver	Analog Devices AD7715	1
5116	16	0.3in (7.62mm)	Closed	Gold Plate		1
4236A	16	0.3in (7.62mm)	Open	Nickel Silver		2
5216	16	0.3in (7.62mm)	Open	Gold Plate		2
5120	20	0.3in (7.62mm)	Closed	Gold Plate	Intel 85C220	1
5220	20	0.3in (7.62mm)	Open	Gold Plate		2
4124A	24	0.6in (15.24mm)	Closed	Nickel Silver	Intel 85C224, 85C22C10	1
5124	24	0.6in (15.24mm)	Closed	Gold Plate	Mitsubishi M66251	1
4324A	24	0.6in (15.24mm)	Open	Nickel Silver		2
5224	24	0.6in (15.24mm)	Open	Gold Plate		2
4140A	40	0.6in (15.24mm)	Closed	Nickel Silver	Dallas DS80C320, Goldstar GM82V765B1, Phillips 87C575	1
4340A	40	0.6in (15.24mm)	Open	Nickel Silver		2
5240	40	0.6in (15.24mm)	Open	Gold Plate		2

Oxide Penetrating Dip Clips (Fig. 1)

No. of Model#	Pins
5692	16

Pomona DIP Test Clips provide fast, reliable and secure connections to socketed and through-hole DIP chips. Available in two styles, DIP Test Clips give you the option of full coverage of clip contacts for maximum durability or open contacts at the board level for easier access to chip leads.

Fig. 1: Spring-actuated clip features gold-plated beryllium copper or spring-tempered nickel silver pins to assure positive contact in a firm wiping action for hands-free testing.

Fig. 2: Clip features same construction as Figure 1 except for an opening on the outside of the contact housing to permit probing while the clip is attached to the DIP.

SOIC/SOJ Test Clips



Fig. 1




Fig. 2



Fig. 3

SOIC Clip® test clips feature a narrow-profile design that makes testing on surface mounted chips with gull wing or "J" leads. Compact design is ideal for testing on densely-populated boards easier and safer.

Fig. 1: Spring-loaded SOIC Clip® attaches to target chip and holds on with spring pressure against the chip body. Contacts on top of the clip are 0.025in (0.635mm) pins at 0.10in (2.54mm) spacing. Designed to attach to surface-mounted chips with either gull wing or "J" leads.

Fig. 2: This 14-pin clip features a slider that presses the contact housings against the chip and provides a more secure connection

on surface mounted chips with gull wing or "J" leads. Compact design is ideal for testing on densely-populated boards.

Fig. 3: New 32-, 40- & 44-pin SOIC/SOJ test clip is a new design of the spring-loaded clip that features double-row .025 wire wrap pins for easy connection to ribbon cable. This clip will fit all SOIC/SOJ chips between 0.30in (7.62mm) and 0.60in (15.24mm) width.

Lead Pitch: 0.050in (1.27mm).

Model#	No. Leads	Lower Width (A)	Body Widths	Top Width (B)	Typical Applications	Fig.
5250	8	0.26in (6.60mm)	0.15in to 0.3in (3.81mm to 7.62mm)	0.430in (10.92mm)	Analog Devices AD834JR, Triquint TQ9122N	1
5251	14	0.410 (10.41mm)	0.15in to 0.3in (3.81mm to 7.62mm)	0.755in (19.18mm)	Motorola HCT08A, Philips 74HC125	1
5413	14	0.410 (10.41mm)	0.15in (3.81mm)	0.520in (13.20mm)	Harris HFSP43280, Goldstar GM76C256	2
5252	16	0.460 (11.68mm)	0.15in to 0.3in (3.81mm to 7.62mm)	0.830in (21.08mm)	Maxim MAX791, Microlinear ML6509, AMD 26LS31	1
5253	20	0.560 (14.22mm)	0.15in to 0.3in (3.81mm to 7.62mm)	1.030in (26.16mm)	Linear Tech. LT1130, Maxim MX7226, Motorola HCT373A	1
5254	24	0.660 (16.76mm)	0.15in to 0.3in (3.81mm to 7.62mm)	1.230in (31.24mm)	Altera EP610APC, Linear Tech. LT1130, Motorola MC22V10S	1
5437	28	0.760 (19.30mm)	0.15in to 0.3in (3.81mm to 7.62mm)	1.430in (36.32mm)	Texas Inst. SN74F32D, Altera EPM5032, Raytheon TMC1171	1
6107	32	0.870 (22.10mm)	0.30in to 0.60in (7.62mm to 15.24mm)	0.870in (22.10mm)	Toshiba TMPN3120, Hitachi HM628128, NEC D431000AGW	3
6108	40	1.070 (27.18mm)	0.30in to 0.60in (7.62mm to 15.24mm)	1.070in (27.18mm)	—	3
6109	44	1.170 (29.72mm)	0.30in to 0.60in (7.62mm to 15.24mm)	1.170in (29.72mm)	—	3
5514					SOIC Clip® Test Kit contains 1 each 8 - 28 pin clips	

Static Control Products

Working with static sensitive devices? Pomona enables you to work with confidence when using our static control accessories. Whether you choose to purchase our selection of grounding systems or build your own ESD set-up, Pomona gives you a variety of individual accessories. Our accessories also make a perfect addition to our Test Companion Kits.



Large Service Kit

Model# 6088



Provides a larger working area than Model 6087. This kit provides a static-safe 24in x 24in (609.6mm x 609.6mm) laminated red vinyl mat. The mat includes a 10mm snap socket and two 8in x 11in (203.2mm x 279.4mm) pockets. Carry those often used tools right with the mat. A common point ground connector with two Banana Plug Jacks and a 15ft (4.5m) ground lead. An adjustable elastic wrist strap and a resistive coil cord complete the kit. Folds down to fit into your tool box.

Adjustable Elastic Wrist Strap Kit

Model# 6082



A complete wrist strap kit features adjustable elastic wrist strap. Also included: Resistive Coil Cord (1M Ω resistor molded in) extendable to 6ft (1.8m) with a Straight Banana Plug and Alligator Clip.

Field Service Kit

Model# 6087



A complete and durable service kit for static sensitive work. Features a static-safe 18in x 22in (460mm x 558.8mm) laminated red vinyl mat. The kit includes a mat with two 0.39in (10mm) snap sockets, common point ground connector with two Banana Plug Jacks and a 15ft (4.5m) ground lead, an adjustable elastic wrist strap and a resistive coil cord. Folds down to fit into your tool kit.

Model# 6088 and 6087

Mat Color: Red.
Thickness: 0.018in (0.46mm).
Surface Resistivity: 108 to 109 Ω / Sq.
Volume Resistivity: 109 Ω cm.
Static Decay: 0.01sec 5000V to 0V 12%RH.

Wrist Strap Tester

Model# 6086



Test any wrist strap connected to utility ground with a simple touch. The tester has two Banana Plug Sockets for Wrist Strap cord attachments. Once connected, the user simply touches the unit and a green light and audible sound indicate a proper ground. (Audible indicator has selectable on or off).

The tester can be mounted near your work area with Velcro® strips (supplied) or, using an integral button 10mm snap stud, attached directly to your static-safe work mat. Powered by a 120 VAC wall adapter (supplied), the tester has a "Power on" indicator. It is practical for both a quick test or as a continuous ground point connection. UL listed. Touch Type On-Demand Tester and Common Point Ground.

Adjustable Metal Wrist Strap Kit

Model# 6084



Complete wrist strap kit features the adjustable metal wrist strap. Also included: Resistive Coil Cord (1M Ω resistor molded in) extendable to 6ft (1.8m) with a Straight Banana Plug and Alligator Clip.

Wrist Straps



NEW
 Sizes

Model#	Circumference – Min.
6083 Adjustable	5.5in (139mm) 13in (330.2mm)
5528 Large Expand	7.3in (185mm) 13in (330.2mm)
5529 Medium Expand	6.5in (165mm) 12in (304mm)

Made of non-allergenic stainless steel, each link has a 0.08in (2mm) PVF film laminated on top for electrical insulation. Quick and easy adjustment without tools, the wrist strap will fit most users. A standard 0.16in (4mm) snap stud allows attachment to resistive coil cords.

Material: Band: Stainless steel / PVF Insulation.

Cover: Thermoplastic.

Wrist Circumference: 5.5in to 13.0in (139.7mm x 330.2mm).

Width: 0.63in (16.0mm).

Ring Terminal

NEW

Model# 5531

Attach this terminal to table or cabinet to create a banana jack for grounding wrist strap. Screw hole accepts up to #10 screw.



Stacking Snap Banana Jack

NEW

Model# 5532

Attach this jack to either banana snap stud (male) or banana snap socket (female). It allows multiple attachment to the same grounding point. Snap is 3/8in (9.52mm).

Material: High conductivity copper with tin plated finish.



Antistatic Ground Cord

NEW

Model# 5534

These patch cords feature a molded-in 1 Megohm resistor at the snap end. The 5534 has a straight banana plug, the 6085 has a right angle plug. Nominal extended length is 72in (183cm).



Antistatic Ground Cord with RT ANG B-Plug

NEW

Model# 6085

These patch cords feature a molded-in 1 Megohm resistor at the snap end. The 5534 has a straight banana plug, the 6085 has a right angle plug. Nominal extended length is 72in (183cm).



Adjustable Elastic Wrist Strap

NEW

Model# 6081

An adjustable, one size fits all, wrist strap. The wristband features a dual stainless steel cam that securely locks the plastic band, but allows easy adjustment without tools. The washable fabric band has silver impregnated nylon threads knitted into its inner surfaces. Only non-allergenic stainless steel and silver touch the skin. Standard 4mm snap stud allows attachment to resistive coil cords (Pomona modles 5534 and 6085). Wrist circumference: 2.5in (64mm) to 13in (330mm),(183cm).



Telecom Products

Accuracy and repeatability – Pomona connects to the telecom industry with an impressive selection of test accessories. Ideal for network testing, troubleshooting, leave-in-the-line patching, or system prototyping, Pomona Electronics' traditional reliability adds up to the quality connection telecom professionals demand.



Universal DSX-3 Test Kit

Model# 6568



- Ideal for OSP/CO technicians.
- Kit reduces the need for multiple cables to service and test DSX-3 panels.
- Adapters quickly convert BNC cables to Mini or Standard WECO interfaces.
- Cables are color coded blue (transmit) and red (receive) for ease of testing.
- Strain reliefs are molded directly to the cable and BNC plugs for added pull strength.
- Test Companion pouch allows for convenient accessory storage.

Kit includes:

- One blue BNC Male Cable Assembly
- One red BNC Male Cable Assembly
- Four Standard WECO to BNC Adapters
- Four Mini-WECO to BNC Adapters
- Test Companion Shoulder Pack

True 75Ω BNC Male Cable



Model#	Length
6510-V-12-0	12in (0.3m)
6510-V-24-0	24in (0.6m)
6510-V-36-0	36in (0.9m)
6510-V-48-0	48in (1.2m)
6510-V-60-0	60in(1.5m)
6510-V-72-0	72in (1.8m)

BNC connectors are perfectly matched to 75Ω impedance for superior VSWR & return loss performance.

Ideal for digital video and telecommunication applications.

Cable Type: High Flex, Multi-strand center conductor, RG59 Type, Black.

True 75Ω BNC Cable (Transmit/Receive)



Model#	Length	Color
6510-V-72-2	72in (1.8m)	Red
6510-V-72-6	72in (1.8m)	Blue

Cable and Strain Relief are color coded red and blue for easy identification of transmit and receive lines.

Cable Type: High Flex, Multi-strand center conductor, RG59 Type.

BNC Male to Bantam Plug Cable



Model#	Length
6517-96	96in (2.4m)

Cable Type: RG59 Type.

Bantam: Nickel-plated brass.

**BNC Female to WE309/
WE310 Plug Adapters**



Model#	Plug Type
2798	WE310
1794	WE309

Rating: Hands free testing in controlled environment: 500V Peak*, +122°F (+50°) max.

**BNC Female to Bantam
Plug Adapters**



Model#	4719

Rating: Hands free testing in controlled environment: 500V Peak*, +122°F (+50°) max.

Convert Bantam style jacks to BNC.

**75Ω BNC Male to Mini-WECO
Connector Cable**



Model#	Length
6515-96	96in (2.4m)

Cable Type: RG59 Type.

**75Ω BNC Male to Standard
WECO Connector Cable**



Model#	Length
6516-96	96in (2.4m)

Cable Type: RG59 Type.

**BNC Female to Mini/Standard
TO WECO Plug Adapters**



Model#	Plug Type
6519	Mini WECO
5008	Std. WECO

Permits BNC male to be used with equipment having Std. WECO or Mini WECO plugs.

Rating: Hands free testing in controlled environment: 500 Vrms*, +216°F (+102°C) max.

Mini-WECO Plug Patch Cord



Model#	Length
6502-96	96in (2.4m)

Cable Type: RG59 Type.

Bantam Plug Patch Cord



Model#	Length
4279-12	12in (0.3m)
4279-24	24in (0.6m)
4279-36	36in (0.9m)
4279-48	48in (1.2m)
4279-60	60in (1.5m)
4279-72	72in (1.8m)
4279-96	96in (2.4m)
4279-120	120in (3.0m)

Model#	Length
4279N-24	24in (0.6m)
4279N-36	36in (0.9m)
4279N-60	60in (1.5m)

Bantam Plug:
4279: Unplated brass.
4279N: Nickel-plated brass.

Rating: Hands free testing in controlled environment: 300 Vrms*, +122°F (+50°C) max.

Cable Type: 2 Conductor Shielded Twisted Pair, 0.180in (4.57mm) O.D.

Bantam Plug to Two Alligator Clips



Model#	Length
5026-36	36in (0.9m)
5026-60	60in (1.5m)

Model#	Length
5026N-60	60in (1.5m)

Bantam Plug:
5026: Unplated brass.
5026N: Nickel-plated brass.
Rating: Hands free testing in controlled environment: 150 Vrms*, +122°F (+50°C) max.
Cable Type: 2 Conductor Shielded Microphone, 0.180in (4.57) O.D.

Bantam Plug to Three Alligator Clips



Model#	Length
6321-96	96in (2.4m)

Bantam Plug: Nickel-plated brass.
Rating: Hands free testing in controlled environment: 150Vrms*.
Cable Type: 2 Conductor Shielded Twisted Pair.

Bantam Plug to Minigrabber® Test Clips



Model#	Length
5019-60	60in (1.5m)

Model#	Length
5019N-60	60in (1.5m)

Bantam Plug:
5019: Unplated brass.
5019N: Nickel-plated brass.
Rating: Hands free testing in controlled environment: 300 Vrms*, +122°F (+50°C) max.
Cable Type: 2 Conductor Shielded cable, 0.180in (4.57) O.D.

Bantam Plug to Micrograbber® Test Clips



Model#	Length
4778-60	60in (1.5m)

Bantam Plug: Unplated brass.
Rating: Hands free testing in controlled environment: 150 Vrms*, +122°F (+50°C) max.
Cable Type: 2 Conductor Shielded cable, 0.180in (4.57mm) O.D.

Bantam Plug to Double Banana Plug



Model#	Length
6523-96	96in (2.4m)

Bantam Plug: Nickel-plated brass.
Cable Type: RG59 Type.

Bantam Plug to Double Banana Plug, Balanced Line



Model#	Length
4281-60	60in (1.5m)

Bantam Plug: Unplated brass.
Rating: Hands free testing in controlled environment: 500V Peak*, +131°F (+55°C) max.
Cable Type: 2 Conductor Shielded Microphone, 0.180in (4.57mm) O.D.

*see rating message at start of section.

Bantam Plug to RJ11 Connector Cable



Model#	Length
6323-96	96in (2.4m)

Bantam Plug: Nickel-plated brass.
Rating: Hands free testing in controlled environment: 300 Vrms.
Cable Type: 2 Conductor Shielded Twisted Pair.
Pin out: 3-Ring, 4-Tip

Bantam Plug to RJ48/RJ45 Connector Cable



Model#	Length
6324-96	96in (2.4m)

Bantam Plug: Nickel-plated brass.
Rating: Hands free testing in controlled environment: 300 Vrms*.
Cable Type: 2 Conductor Shielded Twisted Pair.
Pin Out: 4-Ring, 5-Tip.

Two Single Bantam Plugs To RJ48/RJ45 Connectors



Model#	Length
6320-96	96in (2.4m)

Bantam Plug: Nickel-plated brass.
Rating: Hands free testing in controlled environment: 300 Vrms*.
Cable Type: 2 and 4 Conductor Shielded Twisted Pair. Bantam "Y" (Tx and Rx) to RJ48 modular plug.
Pin out: 1-Ring, 2-Tip, 4-Ring, 5-Tip.

Bantam Plug to WE310 Plug Patch Cable



Model#	Length
4280-36	36in (0.9m)
4280-48	48in (1.2m)
4280-60	60in (1.5m)
4280-96	96in (2.4m)
4280N-48	48in (1.2m)
4280N-60	60in (1.5m)

WE310 and Bantam Plugs:
 4280: Unplated brass.
 4280N: Nickel-plated brass.
Rating: Hands free testing in controlled environment: 300 Vrms*, +122°F (+50°C) max.
Cable Type: 2 Conductor Shielded Twisted Pair, 0.180in (4.57mm) O.D.

Bantam (Female) to WE310 Plug Adapter



Model#	Plating
4993	Unplated
6315	Nickel

Plug Body: Brass.
 3 Conductor adapter. Converts bantam cable into a WE310 plug-end patch cable.


Dual Bantam Plug Patch Cable



Model#	Length
6331-96	96in (2.4m)

Bantam Plugs: Nickel-plated brass.
Rating: Hands free testing in controlled environment: 300 Vrms*.
Cable Type: 4 Conductor Shielded Twisted Pair.

Bantam or WE310 Plug to Binding Post



Model#	Plug Type
2112	WE310
5001	Bantam

Rating: Hands free testing in controlled environment: 500V Peak*, +122°F (+50°C) max.
 Adapts Bantam or WE310 style equipment to binding posts and double banana plugs.

WE310 Plug to Double Banana Plug Cable



Model#	Length
6524-96	96in (2.4m)

Cable Type: RG59.

WE310 Plug to Two Alligator Clips

Model#	Length
3352-A-36	36in (0.9m)
3352-A-60	60in (1.5m)
3352-A-84	84in (2.1m)



WE310 Plug:
3352: Unplated brass.
3352N: Nickel-plated brass.
Rating: Hands free testing in controlled environment: 150 Vrms*, +122°F (+50°C) max.
Cable Type: 2 Conductor Twisted Pair, 0.250in (6.35mm) O.D.

Piercing Clips to Sheathed Banana Test Leads

Model#	Clip Type	Length
6483-48-*	Bed of Nails and Single Needle	48in (1.2m)
6485-48-*	Bed of Nails	48in (1.2m)



Pierces 19 to 26 AWG Wire.
Wire: 18 AWG Silicone Test Lead Wire.
For use with DMM's from Fluke, Wavetek (Meterman), Amprobe, Greenlee and others.
***Colors:** -0 Black, -2 Red, -02 includes both Black and Red.

WE310 Plug to Minigrabber® Test Clips

Model#	Length
4812-J-60	60in (1.5m)



WE310 Plug: Unplated brass.
Rating: Hands free testing in controlled environment: 300 Vrms*, +122°F (+50°C) max.
Cable Type: 2 Conductor Shielded Twisted Pair.


Piercing Clip Styles for Test Leads and Patch Cords

Bed of Nails/Single Needle

Small wire and single penetration of heavier wire.

Bed of Nails

Small wire penetration.



Two Single WE310 Plugs to RJ48/RJ45 Plug

Model#	Length
6316-96	96in (2.4m)



WE310 Plugs: Nickel-plated brass.
Rating: Hands free testing in controlled environment: 300 Vrms*.
Cable Type: 2 and 4 Conductor Shielded Twisted Pair.
310 "Y" (Tx and Rx) to RJ48 modular plug.
Pin out: 1-2-4-5 (4 Conductor), 4-5 (2 Conductor).

Piercing Clips to Bantam Plugs Patch Cord

Model#	Clip Type	Length
6484-60	Bed of Nails and Single Needle	60in (1.52m)
6486-60	Bed of Nails	60in (1.52m)




Cable: Two Conductor Twisted Pair.
Breakout Wire: 18 AWG.

66 Block Adapter to Alligator Clip

Model#	Length
6336-96	96in (2.4m)



Rating: 300 Vrms.
284-1 plug connects to punch down pins on 66 blocks and RJ21's.
Wire: 18 AWG, silicone insulation.



*see rating message at start of section.

***Color Code:** -0 Black, -1 Brown, -2 Red, -3 Orange, -4 Yellow, -5 Green, -6 Blue, -7 Violet, -8 Gray, -9 White

BNC Female to WE310 Phone Plug


Model# 2798



Rating: Hands free testing in controlled environment: 500V Peak*, +122°F (+50°C) max.

BNC Female to Mini-WECO Plug Adapter

Model# 6519



Rating: Hands free testing in controlled environment: 500V Peak, +216°F (+102°C) max.

Permits BNC male to be used with equipment having mini-WECO jacks. Video plug equivalent to WE-090.

BNC Female to Bantam Phone Plug


Model# 4719



Rating: Hands free testing in controlled environment: 500V Peak*, +122°F (+50°C) max.
Convert Bantam style jacks to BNC.

BNC Female to Standard WECO Plug Adapter

Model# 5008




Rating: Hands free testing in controlled environment: 500V Peak*, +216°F (+102°C) max.

Permits BNC male to be used with equipment having standard WECO jacks. Video plug equivalent to WE-090.

Bantam Phone Jack to WE310 Phone Plug


Model# 4993



Rating: Hands free testing in controlled environment: 500V Peak*. Use cords with Bantam style plugs on equipment with WE-310 jacks.

BNC Female to WE309 Phone Plug


Model# 1794



Rating: Hands free testing in controlled environment: 500V Peak*, +122°F (+50°C) max.

Stackable Binding Posts to Bantam Phone Plug

Model# 5001




Rating: Hands free testing in controlled environment: 500V Peak, +122°F (+50°C) max.

Adapts Bantam style equipment to binding posts and double banana plugs.

Stackable Binding Posts to WE310 Phone Plug

Model# 2112



Rating: Hands free testing in controlled environment: 500V Peak*, +122°F (+50°C) max.


Temperature Probes

Pomona connects you to quality temperature readings with a versatile selection of interchangeable J, and K-Type thermocouple probes designed to fit a variety of applications.

All of these probes are compatible with K-type digital thermometers or DMM's with a temperature function.



General Purpose Temperature Probe with Round Tip



Model#	Calibration
6367	K-Type

General purpose probe for gas, air, gel and liquid measurements.

Measurement Range: -40 to 500°F (-40 to 260°C).

Temperature Tolerance: ±3.9°F (±2.2°C) or 0.75%.

Probe Length: 6in (152.4mm); O.D. 0.125in (3.18mm).

Cable Length: 48in (1.22m).

Extended Range General Purpose Temperature Probe



Model#
6373

General purpose probe for gas, air, gels and liquid measurements.

Measurement Range: -320 to 1994°F (-196 to 1090°C).

Temperature Tolerance: ±3.9°F (±2.2°C) or 0.75%.

Probe Length: 8in (0.2m); O.D. 0.125in (3.18mm).

Cable Length: 48in (1.22m).

K-Type.

Extended Length Temperature Probe



Model#	Calibration
6371	K-Type

Conveniently attaches to our Mini-Connector Extension Cable (Model 6539 and 6379).

Measurement Range: -40 to 2000°F (-40 to 1093°C).

Temperature Tolerance: ±3.9°F (±2.2°C) or 0.75%.

Probe Length: 12in (0.3m); O.D. 0.070in (1.78mm).

Thermocouple Extension Wire Kit

Model#	Calibration	Temp. Range
6540K	K-Type	-40 to 500°F (-40 to +260°C)



Kit includes one pair of mini-connectors (male and female) and thermocouple wire (unassembled).
Length: 118in (3m).

Temperature Probe with Thermocouple Bead Tip

Model#	Calibration	Temp. Range
6378	K-Type	-40 to 500°F (-40 to +260°C)
6536	J-Type	+32 to 500°F (0 to +260°C)



General purpose probe for air and surface measurements.
Temperature Tolerance: ±3.9°F (±2.2°C) or 0.75%
Cable Length: 39in (0.99m).

Thermocouple with Self-adhesive Backing

Model#	Calibration	Length	Temp. Range
6542K-48	K-Type	48in (1.22m)	-4 to 392°F (-20 to +200°C)



Designed for fast surface temperature measurements.
Self-adhesive backing for easy placement and removal.
Available in K Calibrations.

Surface Temperature Probe

Model#
6376



Ideal for measuring surface temperatures in a lab or more rugged environment.
Measurement Range: 32 to 500°F (0 to 260°C).
Temperature Tolerance: ±3.9°F (±2.2°C) or 0.75%.
Probe Length: 4in (0.10m); O.D. 0.125in (3.18mm).
Cable Length: 48in (1.22m).
K-Type.

Do-It-Yourself Male Mini-Connector

Model#	Calibration	Temp. Range
6372	K-Type	-40 to 500°F (-40 to +260°C)
6559	J-Type	-40 to 500°F (-40 to +260°C)



Male mini-connector with Isothermal screw terminal for attachment to thermocouple wire (max. 20 AWG).
Measurement Range: -40 to 400°F (-40 to 204°C).
Temperature Tolerance: ±3.9°F (±2.2°C) or 0.75%.

Do-It-Yourself Female Mini-Connector

Model#	Calibration	Temp. Range
6380	K-Type	-40 to 500°F (-40 to +260°C)
6562	J-Type	-40 to 500°F (-40 to +260°C)



Female mini-connector with Isothermal screw terminal for attachment to thermocouple wire (max. 20 AWG).
Measurement Range: -40 to 400°F (-40 to 204°C).
Temperature Tolerance: ±3.9°F (±2.2°C) or 0.75%.

Category Page#

Adapters

Adapter Accessories 18-22
 Adapter Kit, Coaxial Cable 18-22
 Banana Jack and Plug 30-41
 [see separate Banana Plugs & Jacks section]
 Banana to Connector Pin and Socket 40-41
 Banana to Pin Tip 41
 Banana Plug to Phono Jack 85
 Bantam to Binding Post 96, 98
 Bantam to WE310 96
 BNC Dust Cap 22
 BNC to 1/4in Phone Plug 84
 BNC to 3.5mm Plug 84, 85
 BNC to Banana Plug 20
 BNC to Bantam 98
 BNC to Binding Post 20
 BNC to BNC 18, 22
 BNC to F 84
 BNC to Micro Phone Plug 85
 BNC to Mini Phone Plug 84
 BNC to N 18, 28
 BNC to Phone Plug 84, 85
 BNC to Phono Jack 84
 BNC to SMA 18, 28
 BNC to TNC 29
 BNC to Tini Plug 84, 85
 BNC to Triax 29
 BNC to UHF 18, 28
 BNC to WE309 98
 BNC to WE309 / 310 98
 BNC to WECCO 98
 Coaxial Adapters and Kits 18-22
 Coaxial Connectors and Adapters 18-29
 F to F 84
 N to N 19, 26
 Oscilloscope Probe Tip 79-82
 Phone Plug 1/4in to Banana Plug 85
 Phone Plug to Banana Plug 85
 Safety Banana Jack to Banana Plug 31
 SMA to "N" 18, 28
 SMA to SMA 18, 24
 SMA to TNC 28
 Terminal Strip to Banana Jack 34, 35
 Test Probe, DMM 58-71
 Thermocouple 99-100
 Pin Tip to Banana 41
 TNC to TNC 29
 Triax to Triax 26
 Triaxial 26, 27
 Type N to BNC 18, 28
 Universal Kits 18-22
 WE310 to Binding Post 98

Alligator Clips, Regular Size

To Banana Jack 69, 74
 Breakout to BNC 15, 17
 DMM Test Lead 97, 64, 48-50
 Extra Large 68, 74
 Patch Cord to Alligator Clip 48-50
 Patch Cord to Bantam 94-96
 Patch Cord to BNC 15, 17
 Patch Cord to 1000V Alligator Clip 48-50

Category Page#

Alligator Clips, Mini

To 2mm Banana Jack 74, 77
 Breakout to BNC 15, 17
 DMM Test Lead 48-50
 Patch Cord to Banana, double 46
 Patch Cord to Banana, single 49
 Patch Cord to Banana, mini, double 46
 Patch Cord to Mini Alligator Clip 46, 49
 Patch Cord to Mini Grabber 48
 To Pin Tip 74

Alligator Clips, Micro

Patch Cord to Micro Alligator Clip 46, 49

Attenuators

BNC Attenuator 21

Audio

Audio 83-85
 XLR Connector 83-85

Automotive

Automotive 86
 Backprobe Pin 86
 Connector Test Probe 86
 Connector Test Socket 86
 Lead Holder 86
 Piercing Probes 86
 Test Pins and Sockets 86

Banana Plugs and Jacks (Binding Posts too)

Banana Jack Mounting Base 85
 Banana Jack, panel mount with wire wrap 85-86
 Banana Jack to Banana Jack 31, 44, 69
 Banana Jack to Miniature Banana Plug 37, 39
 Banana Jack Miniature Panel Mount 38
 Banana Jack to Pin Tip Jack 40
 Banana Jack Panel Mount 34, 38, 39
 Banana Miniature Jack to Banana Plug 39
 Banana Miniature Plug Panel Mount 34, 35
 Banana Miniature Plug Shorting Bar 37
 Banana Plug Adapters 40
 Banana Plug Panel Mount 34
 Banana Plug to Pin Tip Plug 43, 45
 Banana Plugs and Jacks 30-40
 Banana Shorting Bar 37
 Binding Post 35-41
 Binding Post, Double 36
 Binding Post Miniature 37
 Binding Post Mounting Base 35
 Binding Post Shorting Bar 36
 Binding Post, Spring Loaded 36
 Binding Post, with Wire Wrap 35
 Binding Post to Banana Plug 41
 Connector Test Probe 41
 Connector Test Socket 41
 Coupler 31, 41, 69
 Double Banana Plugs 41
 Double Banana Jacks, Panel Mount 34
 Low Thermal 41
 Miniature Banana Jack 41
 Miniature Banana Plug 40, 44
 Nut, Hex 36
 Pin Tip Jack Panel Mount 39
 Safety Banana Jack to Banana Plug adapter 31
 Safety Banana, Jacks 31, 34, 35
 Safety Banana, panel mount 39
 Safety Banana Plugs 31, 32, 33
 Safety Banana Plug, right angle 32
 Safety Banana Plug, stackable 30-31

Category Page#

Single Banana Jacks 33
 Single Banana, Plugs 31-33, 35
 Solderless Banana Plug, double 30
 Solderless Banana Plug, single 32
 Solderless Banana Plug, triple 31
 Solderless Binding Post, double 38, 40
 Solderless Mini Banana Plug, double 36
 Solderless Mini Banana Plug, single 37
 Solderless Mini Banana Plug, triple 36
 Spade Lug 39, 41, 67
 Splice, Banana 30
 Stackable Banana Plug, double 30
 Stackable Banana Plug, single 32
 Stackable Banana Plug, triple 31
 Stackable Binding Post, double 40
 Stackable Mini Banana Plug, double 36
 Stackable Mini Banana Plug, single 37
 Stackable Mini Banana Plug, triple 36
 Stacking Banana Plug, quad, single 31
 Test Pins and Sockets 40-41
 Triple Banana Plugs 31
 Triple Banana Jacks, panel mount 34

Boxes and Enclosures

Boxes and Enclosures 52-57
 Box, Aluminum 52-56
 Box, Plastic 56-57

Breakouts

Assemblies and Breakouts 9-17
 BNC to Alligator Clips 17
 BNC to Banana Plug 16-17
 BNC to Pin Tip 16, 17
 BNC to Spade lugs 17
 BNC to Square Jack 16-17
 BNC to Test Clips 17
 BNC to Wire Lead 17

Broadcast

BNC Color-Coded Sleeves 10
 BNC High Definition Coaxial Connectors 83
 BNC Terminator 21, 84

Cable Assemblies

Assemblies and Breakouts 9-17
 Banana Miniature Plug 17
 BNC Color-Coded Sleeves 10
 BNC to Alligator Clips 15, 17
 BNC to Banana Plug 15, 16, 17
 BNC to BNC 10-12, 85, 93
 BNC to N 12
 BNC to Phone Plug 14
 BNC to Pin Tip 16, 17
 BNC to SMA 12
 BNC to Spade lugs 17
 BNC to Square Jack 16, 17
 BNC to Test Clips 14-15, 17
 BNC to TNC 14
 BNC to UHF 12
 BNC to Wire Lead 17
 Coaxial Cable Set 86
 Lead Holder 9, 42
 N to N 13
 Phone Plug 84
 SMA to "N" 13
 SMA to SMA 12, 13
 Triax to Alligator Clips 13
 Triax to Triax 14
 UHF to UHF 18

Category	Page#
Connectors	
Banana Plugs & Jacks [see separate Banana Plugs & Jacks section]	30-41
Binding Post [see Banana Plugs & Jacks section]	35-40
BNC 75Ω	10, 21, 83
BNC Bulkhead Receptacle, Hermetically Sealed	23
BNC Coaxial	18-24, 28, 29
BNC, Hermetically Sealed	23
BNC High Definition	83
BNC, Isolated, Bulkhead Receptacle	23
BNC Panel	23
BNC PCB	23
BNC Strain Relief Boot	24
Broadcast Connectors and Adapters	83-85
Coaxial Connectors and Adapters	18-29
F Coaxial	84
F Panel	84
F to BNC	84, 85
F to PCB	84
Grabber Type Clips	68, 72-78
N Coaxial	25
N Panel	26
N Terminator	21
Retractable Sheath Banana Plug	50
SMA Coaxial	18, 24, 25, 28
SMA Panel	25
SMA PCB	25
SMB Coaxial	26
Tip Pin, Plug	38, 39
Tip Pin, Panel Mount	39
Tip Pin, Panel Mount with Wire Wrap	39
TNC	24, 28
Triax Coaxial	22, 24, 26, 27
Triax Panel	27
Twinax Coaxial	27
Twinax Panel	27
XLR Connectors (many models in Broadcast Catalog)	83-85
Crimp Tools	
Crimp Tools	27
DC Blocking	
BNC Blocking Capacitor	21
DMM Accessories	
0.04", 0.06" & 0.08" Replaceable Probe Tips	65
Alligator Clips	60, 61, 62, 69, 74, 75
Automotive Leads	86
Backprobe Pins	60, 87
Banana Jack to Banana Jack	37, 38, 66
Cases and Pouches	64
Couplers	31, 41, 69
Couplers, Test Lead, Banana	69
DMM Accessories and Kits	58-71
DMM Accessories Cases and Pouches	64
Do It Yourself DMM Accessories	71
Kelvin Clips with Leads	71
Kelvin Probe Set	71
Kit List	64
Piercing Alligator Clips to Banana Plug	89
Piercing Probes	61, 66, 86
Pogo Tip Probes	65, 66
Probe Tip Adapter	58, 59, 60, 61, 69
Probe Tips, Spring-Loaded (Pogo Pin)	65, 66
Probe Tips, Replacable	58, 63, 66, 67
Retractable Needle Tip Test Probes	65
RF Detector Test Probe	70

Category	Page#
Screw-on Alligator Clips Set	65
Shielded Leads	68
Spade Lug	41, 47
Spade Lug Adapter	69
Spring Loaded Probe tip sets	63
Test Clips	68, 72, 73, 74, 75
Test Lead Kits	58, 59, 60, 63
Test Lead Wire	71
Test Leads and Test Lead Kits	67
Test Leads, Modular	67
Test Probe RF Detector	70
Test Probe Selection Table	64
Test Probe SMD Tweezers	70
Test Probe Tip Adapters	58, 59, 60, 61
Test Probe with Leads	65, 67, 70, 71
Test Probe, Modular	67
Wire Piercing Test Clip	68
Wire, Test Lead	71
Do-It-Yourself	
Leads and Grabbers	71-73
IC Test Clips	
IC Test Clips and Adapter	87-90
Kelvin Clips	
Kelvin Probes, Clips with Leads	71
Oscilloscope Probes	
Differential Probe	82
Probes	79-82
Probes Accessory Kit	79-82
Probes and Accessories	79-82
RF Detector Test Probe	81
SMD	73, 76, 78, 81
SMD Adapter	79-81
Patch Cords	
66 Block to Alligator	97
Alligator to Alligator	49
Banana Jack to Banana Plug	49
Banana Jack to Minigrabber	44
Banana Jack, Sheathed to Minigrabber	44
Banana Jack to Test Clip	44
Banana Plug	30-40
Banana Plug to Maxigrabber	44
Banana Plug to Micrograbber	44
Banana Plug Miniature	43
Banana Plug Miniature to Test Clip	44
Banana Plug, Miniature to Minigrabber	51
Banana Plug to MiniPincher	44
Banana Plug to Minigrabber	44, 45
Banana Plug to Alligator Clip	46, 48, 49
Banana Plug to Pin Tip	43, 45
Banana Plug, Retractable Sheathed to Minigrabber	50
Banana Plug, Retractable Sheathed to Banana Plug, Retractable Sheathed	50
Banana Plug, Retractable Sheathed to SMD Grabber	68, 72-78
Banana Plug, Sheathed to Extra Large Alligator Clip	49
Banana Plug to Square Pin Jack	50
Banana Plug to Test Clip	44, 45, 48, 49, 83
Banana Plug, Miniature to Standard	43
Bantam	94
Bantam to Alligator	95
Bantam to Banana Plug	95
Bantam to RJ11	96
Bantam to RJ45 / RJ48	96

Category	Page#
Bantam to Test Clip	95
Bantam to WE310	96
BNC 75Ω	10, 21, 85
BNC to Alligator Clip	15, 17
BNC to Double Banana Plug	15
BNC to BNC	18, 22
BNC to Grabbers and Pincers	14, 15
BNC to Type N	18, 28
BNC to Bantam	98
BNC to Phono Plug	84
BNC to Pin Tip Plug	41
BNC to SMA	18, 28
BNC to TNC	29
BNC to UHF	18, 28
BNC to WE310	98
BNC to WECO I	98
Coax	18-29
Coiled Patch Cords	43, 45, 47
Double Shielded Coax, Triaxial	26, 27
Fuse Holder Banana Plug	43
Lead Holder	42
Large Alligator Clip	68
Low Thermal	41
Miniature Banana Plug to Minigrabber	51
Minigrabber to Pin Tip Plug	72
Type N	13
Patch Cords and Test Leads	42-51
Patch Cord to 66 Block	77
Patch Cord to Banana, Double	45, 46
Patch Cord to Banana, Single	42-44, 49-51
Patch Cord to Large Alligator Clip	74
Patch Cord to Spade Lug	47, 51
Patch Cord to Triaxial	13, 14
Patch Cord to WE310	94-98
Pin Tip	17, 39, 40, 43, 74
Pin Tip to Test Clip	50
Retractable Sheath Banana Plug to Minigrabber	49, 50, 51
Retractable Sheathed Banana Plug to Minigrabber	50
Retractable Sheathed Banana Plug to SMD Grabber	75
Sheathed Banana Jack to Minigrabber	44
Sheathed Banana Plug to Extra Large Alligator Clip	49
Shielded, Double Banana	44
Shielded Twisted Pair, Triaxial	13
SMA	18, 24, 28
SMD Grabber to Square Pin Jack	51
SMD Test Clip	44, 48, 73, 75
Spade Lug	47, 51
Spade Lug to Alligator	51
Square Pin to Banana	50
Spade Lug to Banana Plug	47
Square Pin Jack	51
Square Pin Jack to Pin Tip	51
Square Pin Jack to Test Clip	51
Test Clip	48, 50
Test Clip to Alligator	48
Triaxial	13
Twisted Pair	9
UHF	13, 28
WE310	94, 96, 97, 98
WE310 to Alligator	97
WE310 to Banana Plug	96
WE310 to RJ45 / RJ48	97
WE310 to Test Clip	97
WECO	94, 98

Category	Page#
Shorting Cap	
BNC Shorting Cap	22
SMA Shorting Cap	24
Static Control	
Kit	91
Patch Cord	92
Static Control	91
Tester	91
Wrist Strap	91
Telecom	
BNC to Bantam	93, 98
Bantam	94, 96
Bantam to Alligator	95
Bantam to Banana Plug	95
Bantam to RJ11	96
Bantam to RJ45 / RJ48	96
Bantam to Test Clip	95
Bantam to WE310	96
BNC to Bantam	98
BNC to WE310	94, 98
BNC to WECO	94, 98
Patch Cords	93-97
WE310	94, 96, 98
WE310 to Alligator	97
WE310 to Banana Plug	96
WE310 to RJ45 / RJ48	97
WE310 to Test Clip	97
WECO	94, 98
Piercing Alligator Clips to Banana Plug	97
Telecom	93-98
Test Kit	93
Bantam to Binding Post	96, 98
Bantam to WE310	96, 98
Temperature Probes	
Temperature Probes	99-100
Connectors	100
Terminators	
BNC Terminator	21
SMA Terminator	24
Test Clips	
Banana Jack	72
Pin Tip	72
Solder Type	74
Grabbers and Test Clips	72-74
Kelvin Clips with Leads	71
Pin Tip to Alligator Clip	74
SMD	72, 75-78
Thread	72
Test Leads	
Patch Cords and Test Leads	42-51
Test Probes	
Test Probes	58-71
SMD Tweezers	70
Video	
Video	83-85
Wire	
Test Lead Wire	71

Category	Page#
Alphabetical Listed Items	
Alligator Clips	68, 69, 74
Attenuators, BNC	21
Automotive Leads	86
Backprobe Pins	86
Cases & Pouches	64
Coiled Patch Cords	43, 45, 47
Couplers	31, 41, 69
Differential Oscilloscope probe	82
ESD Control Products	91, 92
Grabber type clips	72-78
Hanging Rack	9, 86
Hardware, replacement	36
Hermetically Sealed BNC	23
Kit List, DMM Test Leads	64
Low Thermal Patch Cord	41
Low Thermal Lug	41
Magnetic Test Lead holder	86
Maxi Grabber Clips	68, 73
Micro Grabber Clips	73, 76
Mini Grabber Clips	71-74
Mini Pincer Clip	71-74
Mounting Bases, panel mount	35
Nuts, Hex, replacements	36
Piercing Probes	68
Pogo Tip Probes	65, 66, 70
Pouches & Cases	64
Retractable Sheath Banana Plug	32
RF Detector	81
Screw-on Alligator clip probes	65
Shielded Leads, DMM	68
Shorting Link, binding post	36
Shorting Plugs	30, 31, 37, 39
Sleeves, color-coded	10
SMD Grabber Clips	75-78
SMD Oscilloscope Grabber Clips	73, 76, 79-81
Spade Lugs	41, 47
Splices	31, 41, 69
Spring Loaded Tip Probes	65, 66, 70
Static Control Products	91-92
Strain Relief Boot	24
Terminators, BNC	21, 84
Terminators, Type N	21
Test Lead Rack Holders	9, 86
Tini Plug to BNC adapter	84
Thermocouple Adapters	99-100
Triaxial Adapters	26, 27
Triaxial Connectors	26, 27
Triaxial Patch Cords	13-14
Tweezers	70
Wire Wrap Items	35, 39
Wire Reference Table, Coax	9
Wire Reference Table, Patch Cord and Test Lead	42

Model#	Page#	Model#	Page#	Model#	Page#	Model#	Page#	Model#	Page#
AL-B	.49	2103	.56	2945	.37	3562	.40	4108	.21
B	.42	2104	.57	2948	.42	3563	.40	4115	.36
BNC-C	.11	2105	.56	2952	.39	3564	.40	4119	.21
HB	.42	2112	.96, 98	2970	.31	3565	.40	4124A	.90
MDP	.30	2138	.39	2BA	.45	3580	.27	4140A	.90
MDP-S	.30	2142	.38	2BA-AL	.46	3600	.26	4159	.23
MDP-ST	.30	2143	.38	2BC	.45	3601	.54	4160	.23
MDP-X	.31	2224	.57	2BC-BNC	.15	3602	.54	4176	.72
MG-B	.49	2239-C	.45	2BC-MG	.46	3603	.54	4225	.73
P	.51	2240	.74	2BC-PP	.45	3606	.54	4226	.54
PT080	.50	2244	.36	3014	.43	3690	.37	4233	.73
SP150B	.79	2247-K	.46	3027-K	.46	3719	.53	4236A	.90
1081	.51	2249-C	.9, 10	3030	.37	3728	.52	4240	.21, 25
1126	.43	2249-E	.10	3073	.17	3742	.55	4243	.36
1166	.48	2249-K	.10	3221	.17	3743	.55	4245	.52
1167	.45	2249-Y	.10	3230	.53, 49	3744A	.41	4246	.53
122505A	.32	2256-X	.13	3231	.53	3750	.35	4247	.54, 55
122506A	.32	2256-C	.13	3232	.53	3751	.52	4248	.53
1236	.49	2259	.56	3234	.53	3752	.52	4267	.85
1269	.20	2269	.34	3239	.53	3753	.52	4274	.43
1270	.20	2305	.41	3257	.33	3754	.52	4276-C	.11
1285	.85	2352	.52, 53, 54	3258	.33	3760	.35	4277-C	.12
1286	.40	2382	.37	3261	.33	3770	.35	4279	.94
1296	.20	2383	.38	3263	.33	3777A	.41	4279N	.94
1297	.84	2390	.52	3264	.33	3778	.23	4280	.96
1325	.32	2391	.52	3265	.33	3780	.47	4280N	.96
1326-A	.45	2392	.52	3266	.33	3781	.47	4281	.95
1326-C	.45	2393	.52	3267	.35	3782	.43	4282	.24
1330	.30	2397	.52	3268	.37	3784	.51	4283	.24
1330-ST	.30	2398	.52	3269	.20	3786-C	.45	4284	.24
1366-C	.13	2399	.52	3271	.37	3787-C	.14	4285	.24
1367-C	.12	2400	.52	3272	.37	3788	.17	4286	.24
1368-A	.45	2401	.52	3273	.37	3789	.17	4288	.28
1383-C	.11	2411	.53	3276	.37	3834	.41	4289	.28
1390	.31	2417	.53	3277	.38	3837	.84	4290	.28
1432	.40	2420	.53	3283	.22	3839	.22	4291	.28
1437	.74	2428	.53	3284	.22	3840	.21, 84	4292	.28
1440	.42	2439	.37	3285	.22	3841	.26	4293	.28
1442	.85	2440	.38	3286	.28	3842	.26	4294	.28
1452	.20	2447	.23	3287	.28	3843	.20	4295	.28
1468	.20	2447A	.23	3288	.28	3844	.29	4296	.28
1469	.20	2451	.23	3289	.74	3846	.22	4297	.28
1508/POM	.9, 42	2451A	.23	3296	.20	3847	.22	4298	.28
1581	.34	2455	.26	3301	.54	3850	.57	4299	.28
1614	.69	2477	.39	3302	.54	3862	.35	4311	.72
1658-T	.13	2484	.43	3306	.54	3863	.35	4324A	.90
1693	.47	2630	.17	3311	.55	3864	.45	4340A	.90
1756	.47	2631	.17	3316	.55	3901	.17	4384	.57
1794	.98, 94	2708	.42, 9	3328	.54, 55	3916A	.90	4388	.27
1809	.40	2798	.94, 98	3352-A	.97	3925	.72	4391	.21
1823	.31	2842	.51	3364	.31	3957	.17	4408	.9, 42
1825	.32	2854	.34	3430	.20	3958	.54	4408M	.86
1829	.30, 31	2864	.43	3452	.39	3966	.17	4416	.54
1837	.31	2882-C	.16	3491	.74	4005	.35	4487	.11
1894	.20	2885	.17	3533	.22	4011	.72	4488	.22
1948-C	.14	2886	.17	3534	.22	4022	.38	4507	.52
1960	.51	2894	.41	3535	.28	4043	.85	4512	.33
2035	.37	2901	.53	3542	.39	4044	.85	4513	.37
2096	.56	2902	.53	3548	.35	4054	.84	4521	.73
2098	.56	2906	.53	3560	.40	4057	.52	4524-C	.12
2099	.56	2944	.37	3561	.40	4098	.35	4528-BB	.12

Model#	Page#	Model#	Page#	Model#	Page#	Model#	Page#	Model#	Page#
4528-K	.12	4864	.52, 53, 55, 56, 57	5143-K	.70	5314	.90	5692	.90
4528-X	.12	4892	.30	5144	.68	5319	.84	5697	.11
4530-C	.16	4896	.22	5145	.31	5325A	.59	5698	.18
4531-C	.15	4897	.32	5148	.23	5342	.13	5699	.35
4532-C	.15	4898	.30	5155	.24	5343-C	.16	5700	.35
4536	.47	4899	.32	5156	.24	5344	.22	5701	.35
4537	.47	4900	.34	5157	.24	5360	.73	5713	.88
4538	.43	4903	.56	5165	.40	5375	.25	5733	.89
4543	.39	4911A	.49	5167	.33	5379	.25	5748	.18
4550B	.79	4914	.30	5168	.33	5401	.89	5749	.19
4555	.72	4933	.33	5169	.33	5402	.89	5751L	.89
4565	.73	4934	.33	5170	.33	5403	.50	5751L-2	.89
4578	.23	4935-BB	.12	5173	.39	5405	.40	5770	.89
4590	.35	4940	.29	5178	.26	5406	.32	5770-2	.89
4601	.33	4945-K	.16	5186	.54	5410	.17	5770L	.89
4613	.48, 13	4956	.26	5187-C	.15	5412	.51	5773-2	.89
4614	.35	4957	.27	5187-K	.15	5413	.90	5777	.88
4617	.37	4958	.27	5188	.17	5418	.74	5787A	.69
4619	.35	4959	.25	5189	.17	5419	.48	5788	.74
4648-C	.15	4963-E	.14	5198	.56	5421	.44	5790	.78
4650	.50	4969	.10, 17	5203	.56	5422-C	.46	5795A	.79
4652	.48	4970	.17	5208	.90	5423-C	.14	5800A	.79
4653	.36	4979	.23	5214	.90	5428	.44	5803A	.79
4654	.35	4986	.33	5216	.90	5437	.90	5806A	.79
4655	.55	4987	.33	5218	.26	5451	.89	5809A	.79
4656	.55	4993	.96, 98	5219	.27	5452	.89	5812A	.79
4658	.55	4995	.36	5220	.90	5453	.89	5815A	.81
4661	.26	4996	.44	5223	.14	5454	.89	5827	.79
4684	.21	4997	.22	5224	.90	5510	.21	5830	.73
4690	.40	5001	.96, 98	5230	.32	5511	.22	5868L	.89
4691	.40	5008	.94, 98	5233	.34	5512	.21	5868L-2	.89
4702	.51	5014	.90	5240	.90	5513	.21	5878	.89
4719	.94, 98	5018	.35	5250	.90	5514	.90	5888	.89
4723	.72	5019	.95	5251	.90	5515A	.89	5888-2	.89
4725	.13	5019N	.95	5252	.90	5517A	.66	5893	.88
4726	.54	5026	.95	5253	.90	5519A	.66	5894	.88
4741	.50	5051	.17	5254	.90	5520	.73	5898	.66
4742	.52	5053	.44	5255	.55	5521	.48	5899A	.62
4768-K	.46	5056	.26	5259	.51	5522	.72	5900A	.61
4770	.36	5058-X	.13	5260	.11	5523	.47	5901B	.60
4771	.50	5066	.24	5268-C	.16	5524	.73	5903A	.61
4772	.50	5068	.24	5270	.50	5525	.48	5904A	.61
4773	.39	5069	.17	5279	.89	5528	.91	5906A	.67
4777-C	.14	5076	.24	5280	.89	5529	.91	5907A	.67
4777-K	.14	5079	.22	5281	.89	5531	.92	5908A	.67
4778	.95	5085	.22	5285	.22	5532	.92	5909A	.67
4787	.25	5088	.24	5286	.22	5534	.6, 92	5910B	.68
4788	.23	5089	.26	5290	.26	5543B	.59	5911B	.68
4804	.24	5090	.29	5291A	.46	5643	.89	5912B	.68
4805	.24	5108	.90	5292	.6, 68	5643L	.89	5913	.68, 86
4812-J	.97	5109A	.83	5297	.21	5643L-2	.89	5914	.68
4814-BB	.12	5110	.83	5298	.29	5645L	.89	5916A	.69, 74
4814-K	.12	5113A	.85	5299	.29	5645L-2	.89	5925	.73
4815	.17	5116	.90	5300	.29	5672A	.59	5927	.73
4826	.72	5117A	.85	5301	.48	5673B	.61	5929	.78
4846-BB	.12	5120	.90	5302	.44	5674C	.59	5930	.78
4846-K	.12	5124	.90	5304-K	.15	5676A	.66	5931	.34
4846-X	.12	5125A	.83	5305	.17	5677B	.58	5932	.41
4850	.25	5126A	.83	5307	.22	5678-K	.70	5934	.41
4859	.24	5133	.70	5309A	.66	5682	.69	5935	.40
4862	.54, 55	5142-K	.70	5312	.89	5689A	.67	5936	.40

Model#	Page#	Model#	Page#	Model#	Page#	Model#	Page#	Model#	Page#
5940	.71	6244	.44	6413	.68, 86	6700	.22	7066	.24
5948	.50	6245	.44	6440	.36	6701	.22	7073	.23
5950A	.66	6246	.47	6441	.36	6702	.83	7074	.7, 26
5951A	.66	6248	.44	6442	.78	6703	.83	7207	.7, 22
5952A	.65	6249	.43	6443	.73, 79	6704	.83	7273	.83
5953A	.65	6252	.69	6456	.59	6706	.84	7274	.83
5955	.64	6253	.11	6469	.66	6707	.84	7275	.83
5961	.89	6254	.19	6470	.66	6708	.84	7276	.83
5961-2	.89	6262	.69	6472	.66	6711	.84	7277	.27
5969	.88	6263	.69	6475	.70	6712	.84	7278	.27
5969A	.88	6264	.69	6477	.66	6713	.84	7280	.27
5972	.88	6265	.79	6479	.67	6714	.84	7281	.27
5998A	.89	6266	.79	6480	.86	6715	.84	7282	.27
5998AL	.89	6268	.54	6481	.41, 86	6716	.27, 84	7286	.83
6006	.82	6275	.65	6483	.49	6717	.23	7287	.83
6033	.82	6283-C	.44	6484	.97	6718	.23	7288	.83
6035	.82	6286	.67	6485	.97	6720	.34	7289	.83
6041B	.68, 74	6288	.67	6486	.97	6721	.32, 71	7290	.5, 65
6042B	.68, 74	6291	.10	6490	.78	6723	.65	72902	.3, 76
6049A	.79	6303	.71	6491	.80	6726	.65	72903	.76
6069A	.79	6304	.67	6492	.80	6727	.42	72904	.76
6081	.92	6311	.78	6493	.80	6728	.31	72905	.3, 76
6082	.91	6312	.78	6494	.80	6729	.31, 71	72906	.3, 76
6083	.91	6313	.78	6495	.80	6730	.71	72907	.76
6084	.91	6315	.96	6496	.80	6731	.82	72908	.4, 16
6085	.92	6316	.97	6497	.80	6732	.82	72909	.16
6086	.91	6320	.96	6498	.80	6733	.71	72910	.20
6087	.91	6321	.95	6499	.80	6734	.71	72911	.20
6088	.91	6323	.96	6500	.80	6754	.84	72912	.6, 34
6090	.48	6324	.96	6501	.80	6767	.7, 25	72913	.34
6091	.48	6331	.96	6502	.94	6768	.25	72914	.5, 20, 78
6101A	.79	6336	.97	6510-V	.10, 85	6769	.26	72915	.78
6102A	.79	6340	.58	6515	.94	6770	.26	72916	.78
6106	.70	6341	.65	6516	.94	6771	.26	72917	.78
6107	.90	6342	.65	6517	.93	6772	.26	72918	.33
6108	.90	6343	.59	6519	.94, 98	6779	.29	72919	.77
6109	.90	6344	.59	6523	.95	6780	.29	72920	.5, 77
6112A	.64	6345	.63, 64	6524	.96	6781	.29	72921	.5, 78
6120	.64	6351	.78	6530A	.60	6782	.29	72922	.6, 78
6146	.64	6352	.78	6534	.86	6852	.83	72923	.5, 77
6147	.64	6353	.78	6536	.100	6853	.83	72924	.74, 77
6150	.89	6354	.65, 70	6540K	.100	6869	.85	72925	.77
6151	.89	6356	.49	6542K	.100	6883	.36	72926	.4, 10
6152	.89	6357	.48	6544	.86	6884	.36	72927-C	.16
6162	.64	6358	.67	6545	.32	6896	.84	72928	.75
6163	.64	6364	.70	6546	.32	6898	.84	72929	.77
6166	.64	6365	.66	6547	.36	6900	.84	72930	.34
6172A	.63, 64	6366	.66	6548	.36	6901	.84	72931	.18
6173A	.62, 64	6367	.99	6549	.36	6902	.85	72932	.19
6174	.63, 64	6371	.99	6551	.81	7035	.22	72933	.19
6175	.64, 68	6372	.100	6553	.73, 80	7037	.22	72934	.4, 18
6177	.64	6373	.99	6554	.81	7040	.22	72935	.3, 75
6200	.64	6376	.100	6559	.100	7041	.22	72936	.77
6201	.19	6378	.100	6562	.100	7048	.7, 24		
6203	.69	6380	.100	6567	.74	7049	.24		
6204A	.60	6383	.32, 71	6568	.93	7050	.24		
6212	.70	6384	.32, 71	6570	.49	7057	.25		
6231	.44	6387	.34	6573A	.69, 74	7058	.25		
6232A	.67	6389	.36	6576	.49	7063	.7, 24		
6235	.6, 68	6405	.68, 86	6580	.68, 86	7064	.24		
6237	.64	6411	.86	6601	.65	7065	.24		

You can quickly find complete product specifications and discover Pomona's newest product announcements when you visit our website:

www.pomonaelectronics.com



Now there are three ways for you to find the product you are looking for.

1. Search by Keywords

Simply click on [Search by Keywords] in the left-hand column of the homepage. Then enter the description of the product in the keywords box and select [Search Now].

2. Search by Category

From the homepage select [View Products] under either "Test and Measurement" or "Broadcast/Multimedia". You will see a list of product categories from which to choose.

3. Search by Model #

Enter the model number of the Pomona product into the [Search by Model] box and select [Go].



Whichever method you choose you will be presented with model numbers and [pdf] hotkeys which will take you directly to specification information on the product you want.

Once you have a specific Pomona model number you are interested in, you can immediately find a distributor with stock on hand. From the left-hand navigation column select [View Distributor Stock], enter the model number into the box, and click [Go]. You will be presented with a list of distributors with that part on hand.

Make the Pomona site your "favorite" place to "go to" when you need the world's most complete line of quality test accessories.

**Technical Support
1-800-443-5853**

Because technical questions about products or applications can arise almost anywhere, Pomona offers immediate technical support. You can reach a qualified resource via e-mail or phone either by visiting the Pomona website, or dialing toll-free direct. While you are in the Technical Support section of our website, you can also refer to selector guides, view or request a catalog, or go directly to the specific product information you seek.



Nothing in this catalog is to be construed as an offer. Product availability, prices and delivery dates are subject to Pomona's order confirmation form. The same applies to orders based on development samples delivered. Pomona products are intended to be used in accordance with the specifications in this catalog. Any use or application that deviates from those specifications may be dangerous. **A limited warranty applies to Pomona products. Pomona will not be liable for any loss, damage, cost of repair, or incidental or consequential damages of any kind, arising in connection with the design, manufacture, sale, or repair of the products, whether based on express or implied contract, negligence or strict liability. Pomona will not be liable to buyer for any amount exceeding the purchase price of the product which proves to be defective.** Pomona will not be responsible or liable for any patent infringements or other rights of third parties, which may result from the use of this catalog. Registered trademarks used in this catalog are the property of their respective companies.



Pomona[®]

ELECTRONICS

In the United States:

Pomona Electronics
9028 Evergreen Way
Everett, WA 98204
United States

www.pomonaelectronics.com

Tel: 1-800-490-2361
Fax: 1-425-446-5844

Lit.#: 2074413 C-ENG-N Rev. C

Volume 51

In Europe:

Pomona Electronics
P.O.Box 1186
5602 BD Eindhoven
The Netherlands

www.pomona.cc

Tel: +31 (0) 40 2675 150
Fax: +31 (0) 40 2675 151

Pub ID: 11004-eng Rev 01

All other areas:

www.pomonaelectronics.com

Tel: 1-425-446-5500
Fax: 1-425-446-5844

Products in this catalog are available through:



Copyright © 2005. Pomona is a trademark of Pomona Electronics. All other product and company names are trademarks or registered trademarks of their respective companies. Specifications subject to change without notice. All rights reserved. Printed in the U.S.A.