

SR400 Nylon Cable Chain

Inner height (D) 25 mm

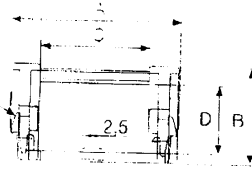
Construction by single link with
antifriction pivot

Cover removable from

inner radius

Movable separators can be installed to
create different compartments

Part no PG305



Separator

- Unassembled	Part. no S400
- Assembled	Part. no S400MC

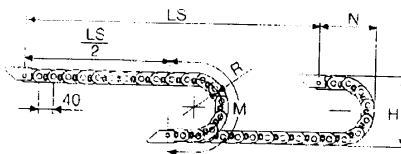
Technical characteristics when self-supported

3

Speed	10 m/s
Acceleration	50 m/s ²

For higher requirements please consult our
technical dept.

A	B	C	D	R	Weight/m	Chain
mm	mm	mm	mm	mm	kg	Part Number
62	35	40	25	50	1,10	SR400040
62	35	40	25	75	1,10	SR400041
62	35	40	25	100	1,10	SR400042
62	35	40	25	150	1,10	SR400043
82	35	60	25	50	1,25	SR400060
82	35	60	25	75	1,25	SR400061
82	35	60	25	100	1,25	SR400062
82	35	60	25	150	1,25	SR400063




R	H	N	M
mm	mm	mm	mm
50	135	110	240
75	185	135	315
100	235	160	395
150	335	210	555

Length of chain (L)

Half travel distance ($\frac{LS}{2}$)
plus length of curve (M)

$$L = \frac{LS}{2} + M$$



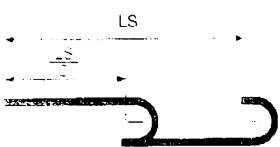
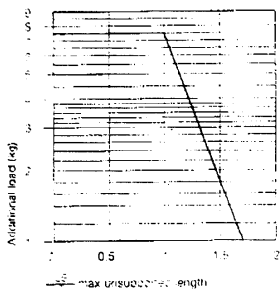
SR400 C=60	AN400K	SR400 C=60	AG400K1
------------	--------	------------	---------

* Available on request in stainless steel



Self-Supporting Capacity Diagram

The maximum length of the self-supporting capacity ($\frac{LS}{2}$) in relationship to the weight of the cables and hoses contained per linear metre.



For applications with $\frac{LS}{2}$ and weights not included in the area of the diagram showing self-supporting capacity, verify the possible use of support rollers (see page 30).

End Brackets

The end brackets set allows the two ends of the chain to be attached to the equipment.

Nylon Type

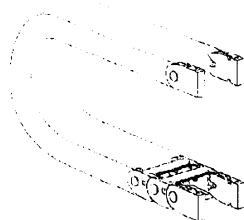


Fig. A
End brackets can be mounted in any position. (Fig. A)
See end brackets mounting variations: page 31.

Bright Zinc Plated Steel Type*

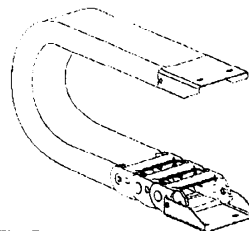
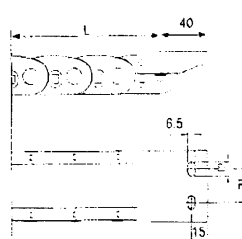
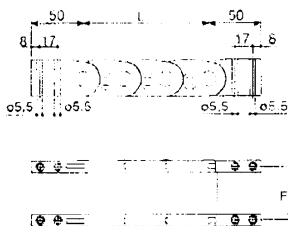


Fig. B
End brackets can be mounted in any position. (Fig. B)
See end brackets mounting variations: page 31.



Chain	F
	mm
SR400 C=40	50
SR400 C=60	70

Chain	F
	mm
SR400 C=40	30
SR400 C=60	50

Nylon Type Part Numbers

Complete Set Assembled	
Chain	End Brackets
Type	Set
SR400 C=40	AN400KM
SR400 C=60	AN400KM

Complete Set Unassembled	
Chain	End Brackets
Type	Set
SR400 C=40	AN400K
SR400 C=60	AN400K

Bright Zinc Plated Steel Type Part Numbers

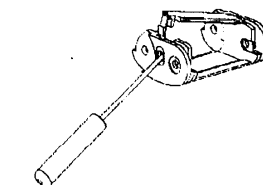
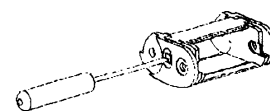
Complete Set Assembled	
Chain	End Brackets
Type	Set
SR400 C=40	AP400KM1
SR400 C=60	AG400KM1

Complete Set Unassembled	
Chain	End Brackets
Type	Set
SR400 C=40	AP400K1
SR400 C=60	AG400K1

* Available on request in stainless steel

Serie Medium

SR400
Nylon Cable Chain



How to open the cover.



Special tool to remove the connecting pivots: part number PZ010.

For further information please consult Brevetti Stendalto's Technical Office