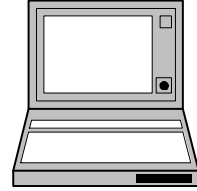


C200H - LK201
 3G2C7 - LK201
 3G2A6 - LK201
 CV500 - LK201 (Port 1)

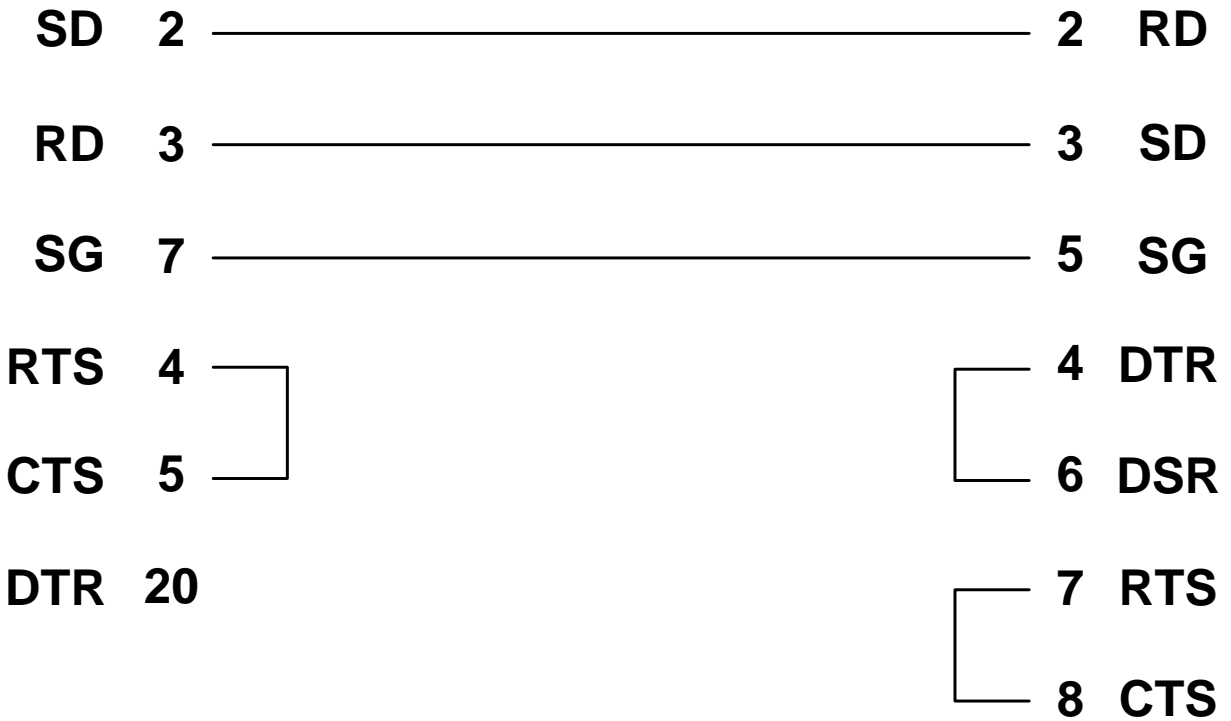


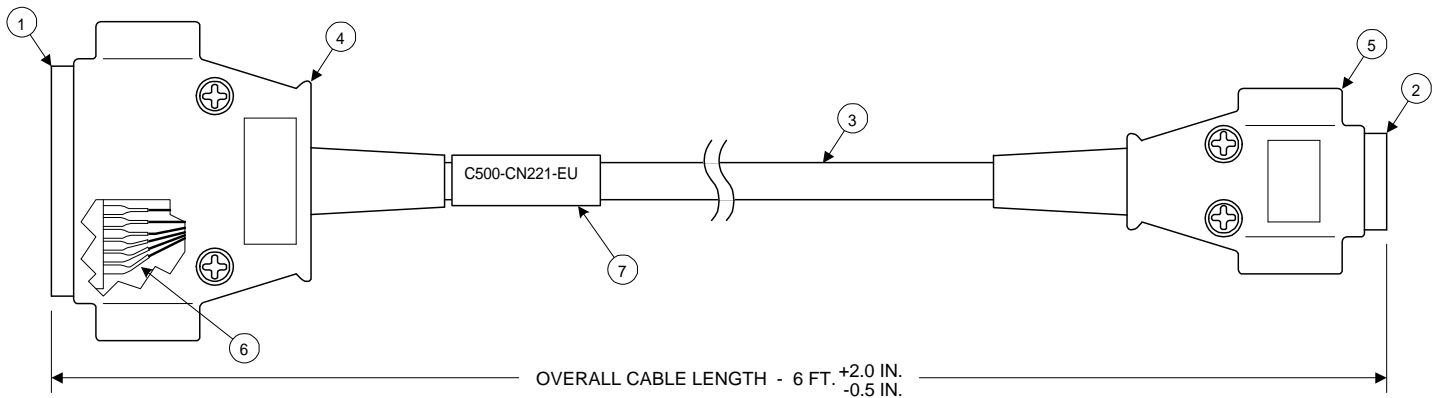
25-pin

Cable Part Number
C500 - CN221 - EU



AT Computer (9-pin)





CABLE C500-CN221-EU

1. DB-25 MALE CONNECTOR WITH SOLDER CUPS
2. DE-9 FEMALE CONNECTOR WITH SOLDER CUPS
3. 3 CONDUCTOR, 24 AWG STRANDED, FOIL SHIELD, PVC JACKETED CABLE
4. OMRON DB-25 BACKSHEL W/ 2.6MM JACK SCREWS, P/N XM2S-2511
5. OMRON DE-9 BACKSHELL W/ #4-40 JACK SCREWS, P/N XM2S-0913
6. HEAT SHRINK TUBING TO COVER SOLDERED CONNECTION, BOTH ENDS
7. HEAT SHRINK TUBING, WHITE WITH PRINTED PART NUMBER AS SHOWN IN BLACK, 8 PT. HELVETICA. POSITION APPROXIMATELY AS SHOWN.

	FROM #1 PIN	TO #2 PIN	
TXD	2	2	RXD
RXD	3	3	TXD
	*4 to 5	nc	
	nc	*4 to 6	
	nc	*7 to 8	
COM	7	5	COM
	1 to SHIELD	nc	

* PIN TO PIN JUMPERS

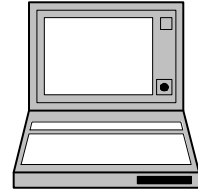
-	-	-	-	-	APPROVAL	DATE	MATERIAL: -	C500 BASIC/ASCII/LINK TO IBM-AT COMPUTER CABLE	
-	-	-	-	-	DRWN	11-2-94	FINISH: -	DRWG NO:	PFP0015A
-	-	-	-	-	CHCKD	-	TOLERANCE: -	UNITS: ENGLISH	FILE NAME: -
-	-	-	-	-	APRVD	-		SCALE: NONE	SIZE: A
REV	DESCRIPTION	COS NO.	DATE	SGND				SHEET: 1 OF 1	Omron Electronics, Inc. Omron Manufacturing of America

C200H - LK201
 3G2C7 - LK201
 3G2A6 - LK201
 CV500 - LK201 (Port 1)

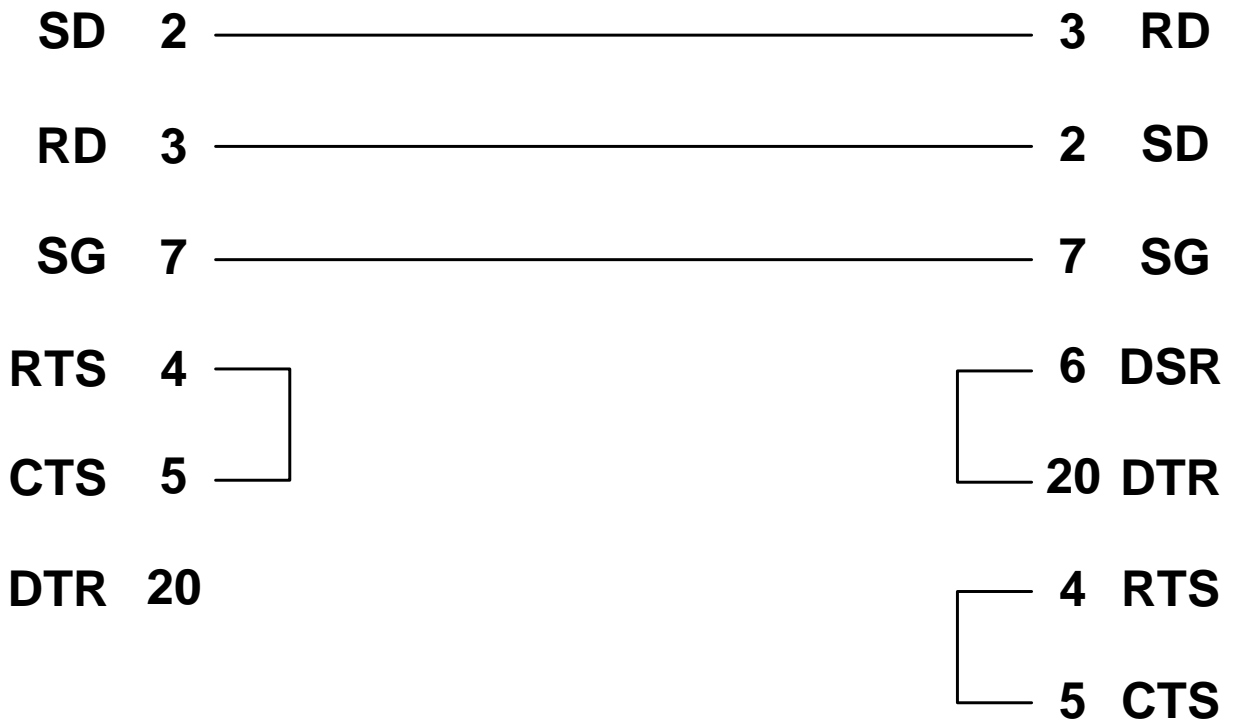


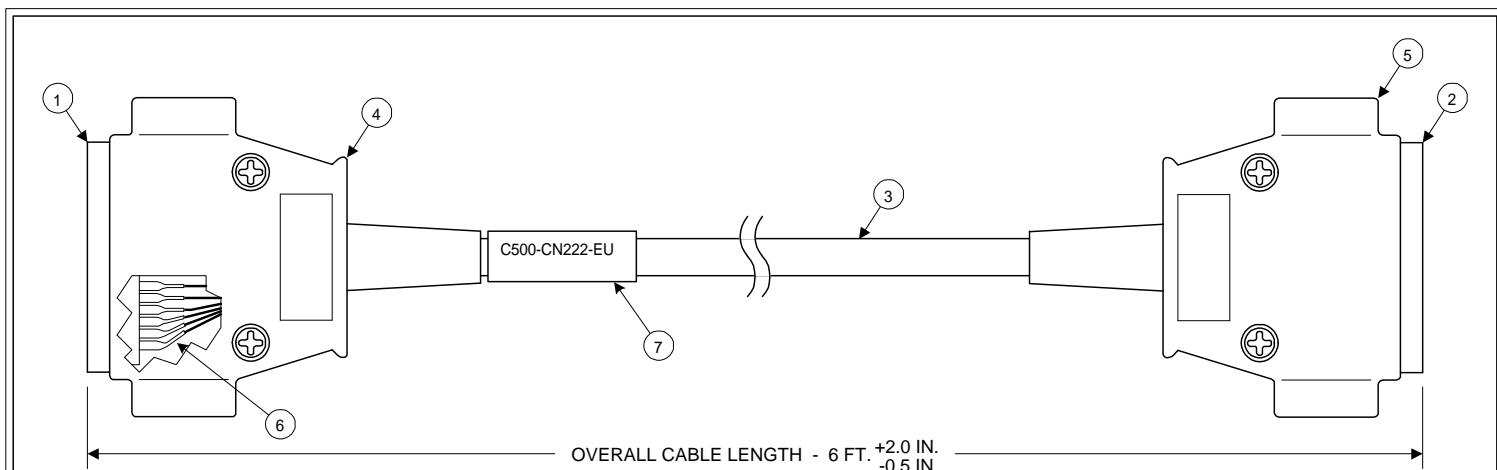
25-pin

Cable Part Number
 C500 - CN222 - EU



XT Computer (25-pin)





CABLE C500-CN222-EU

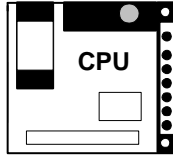
1. DB-25 MALE CONNECTOR WITH SOLDER CUPS
2. DB-25 FEMALE CONNECTOR WITH SOLDER CUPS
3. 3 CONDUCTOR, 24 AWG STRANDED, FOIL SHIELD, PVC JACKETED CABLE
4. OMRON DB-25 BACKSHELL W/ 2.6MM JACK SCREWS, P/N XM2S-2511
5. OMRON DB-25 BACKSHELL W/ #4-40 JACK SCREWS, P/N XM2S-2513
6. HEAT SHRINK TUBING TO COVER SOLERED CONNECTION, BOTH ENDS
7. HEAT SHRINK TUBING, WHITE WITH PRINTED PART NUMBER AS SHOWN IN BLACK, 8 PT. HELVETICA. POSITION APPROXIMATELY AS SHOWN.

	FROM #1 PIN	TO #2 PIN	
TXD	2	3	RXD
RXD	3	2	TXD
	*4 to 5	nc	
	nc	*6 to 20	
	nc	*4 to 5	
COM	7	7	COM
	1 to SHIELD	nc	

* PIN TO PIN JUMPERS

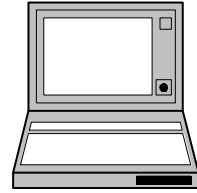
-	-	-	-	-	APPROVAL	DATE	MATERIAL: -	C500 BASIC/ASCII/LINK TO IBM-XT COMPUTER CABLE	
-	-	-	-	-	DRWN	11-2-94	FINISH: -	DRWG NO:	PFP0016A
-	-	-	-	-	CHCKD	-	TOLERANCE: -	UNITS: ENGLISH	FILE NAME: -
-	-	-	-	-	APRVD	-	SCALE: NONE	SHEET: 1 OF 1	SIZE: A
REV	DESCRIPTION	COS NO.	DATE	SGND					Omron Electronics, Inc. Omron Manufacturing of America

CV500 - LK201 (Port 2)
 CVM1 built-in Hostlink
 C200HS built-in Hostlink
 CQM1 built-in Hostlink
 IDSC built-in Hostlink

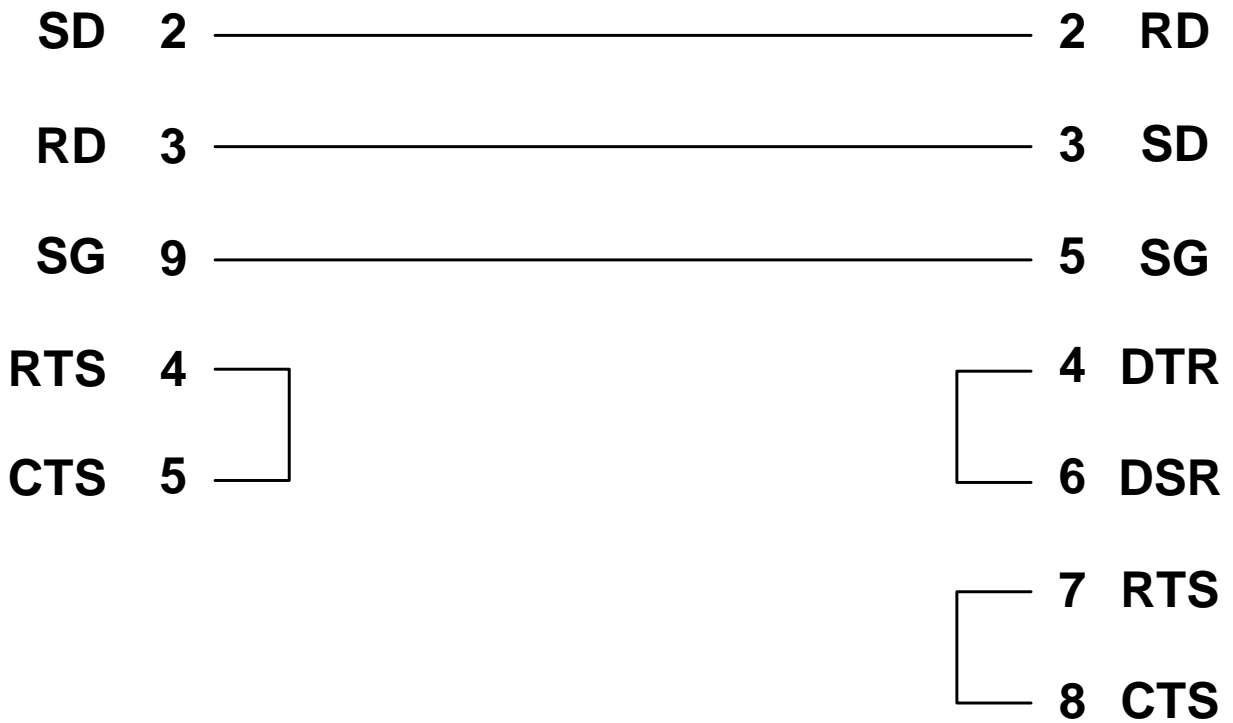


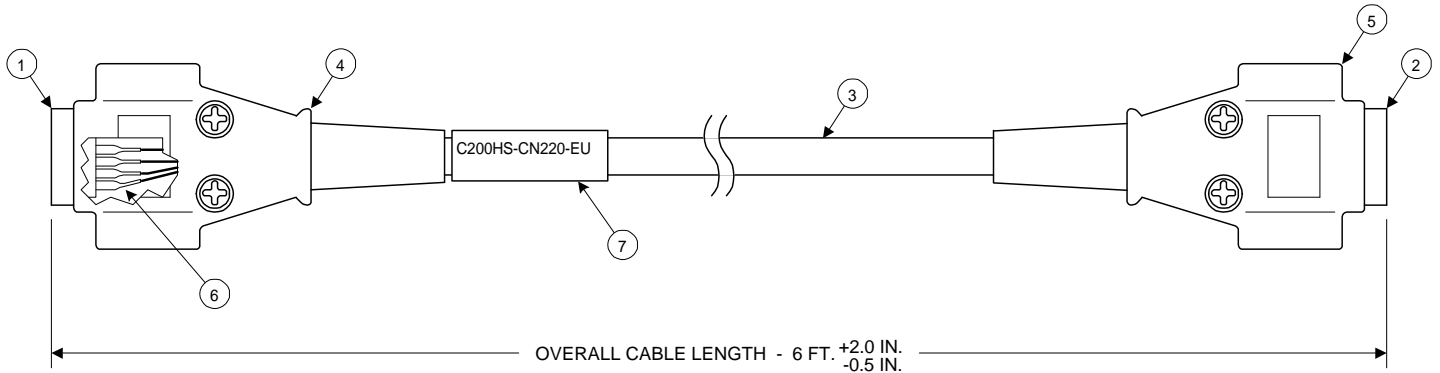
9-pin

Cable Part Number
C200HS - CN220 - EU



AT Computer (9-pin)





CABLE C200HS-CN220-EU

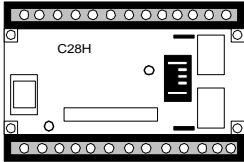
1. DE-9 MALE CONNECTOR WITH SOLDER CUPS
2. DE-9 FEMALE CONNECTOR WITH SOLDER CUPS
3. 3 CONDUCTOR, 24 AWG STRANDED, FOIL SHIELD, PVC JACKETED CABLE
4. OMRON DE-9 BACKSHELL W/ 2.6MM JACK SCREWS, P/N XM2S-0911
5. OMRON DE-9 BACKSHELL W/ #4-40 JACK SCREWS, P/N XM2S-0913
6. HEAT SHRINK TUBING TO COVER SOLDERED CONNECTION, BOTH ENDS
7. HEAT SHRINK TUBING, WHITE WITH PRINTED PART NUMBER AS SHOWN IN BLACK, 8 PT. HELVETICA. POSITION APPROXIMATELY AS SHOWN.

	FROM #1 PIN	TO #2 PIN	
TXD	2	2	RXD
RXD	3	3	TXD
	*4 to 5	nc	
	nc	*4 to 6	
	nc	*7 to 8	
SG	9	5	SG
	1 to SHIELD	nc	

* PIN TO PIN JUMPERS

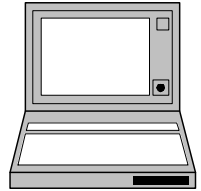
-	-	-	-	-	APPROVAL	DATE	MATERIAL: -	HOST LINK PORT TO IBM-AT COMPUTER CABLE	
-	-	-	-	-	DRWN	10-26-94	FINISH: -	DRWG NO:	PFP0010A
-	-	-	-	-	CHCKD	-	TOLERANCE: -	UNITS: ENGLISH	FILE NAME: -
-	-	-	-	-	APRVD	-		SCALE: NONE	SIZE: A
REV	DESCRIPTION	COS NO.	DATE	SGND				SHEET: 1 OF 1	Omron Electronics, Inc. Omron Manufacturing of America

All C**H Series
PLC's

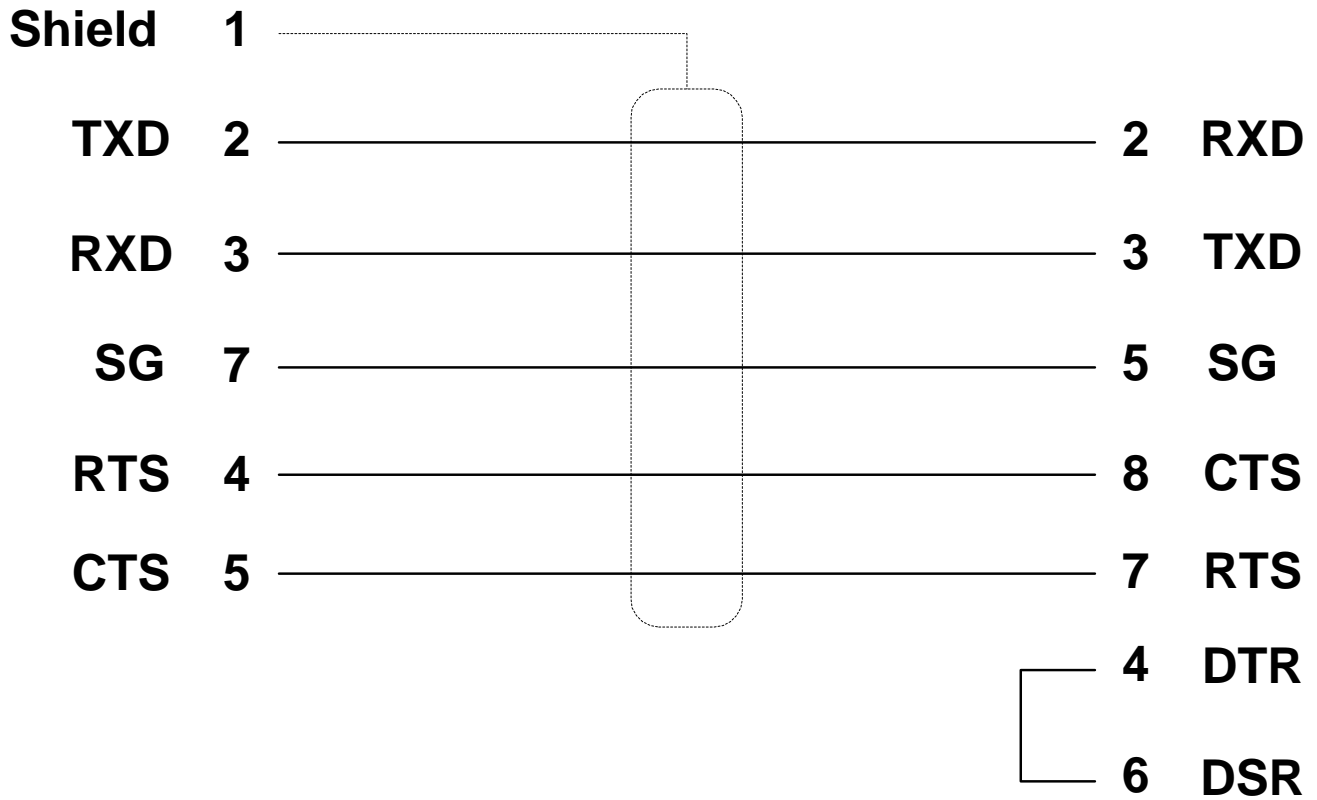


9-pin

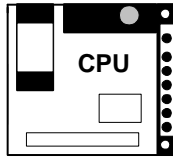
**Omron does not make a cable
for this configuration**



AT Computer (9-pin)




CVM1 built-in Hostlink
 C200HS built-in Hostlink
 CQM1 built-in Hostlink

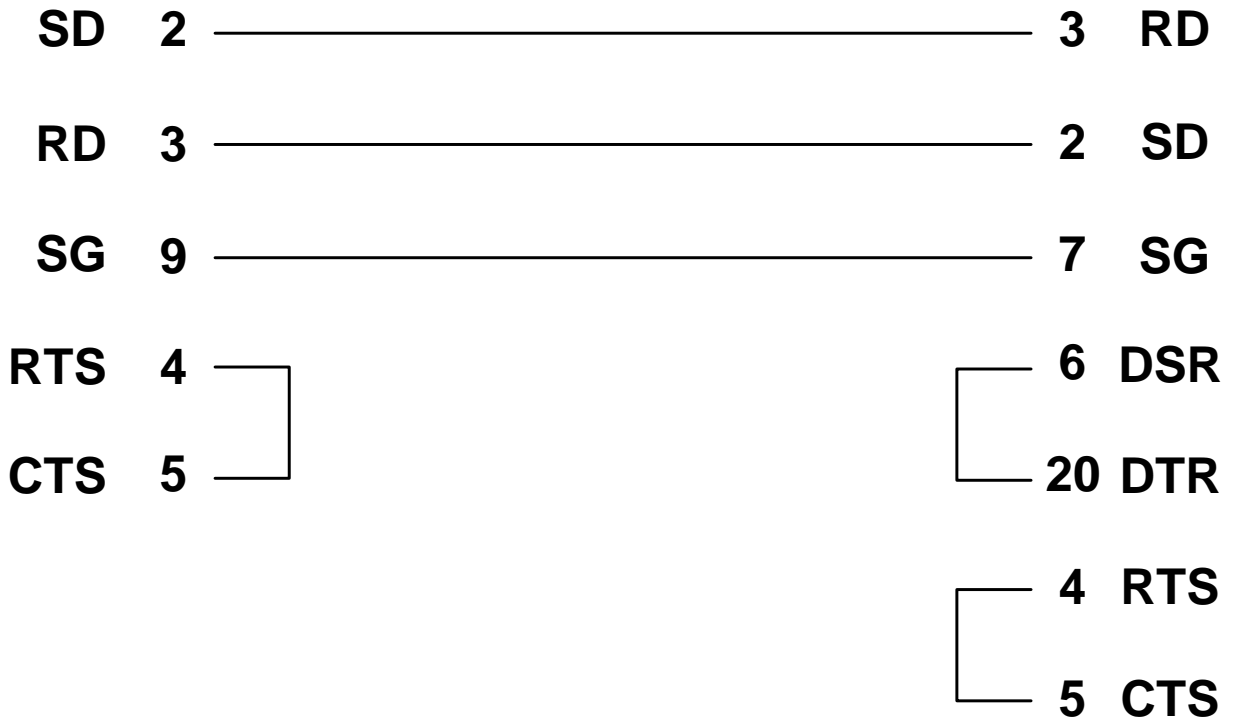


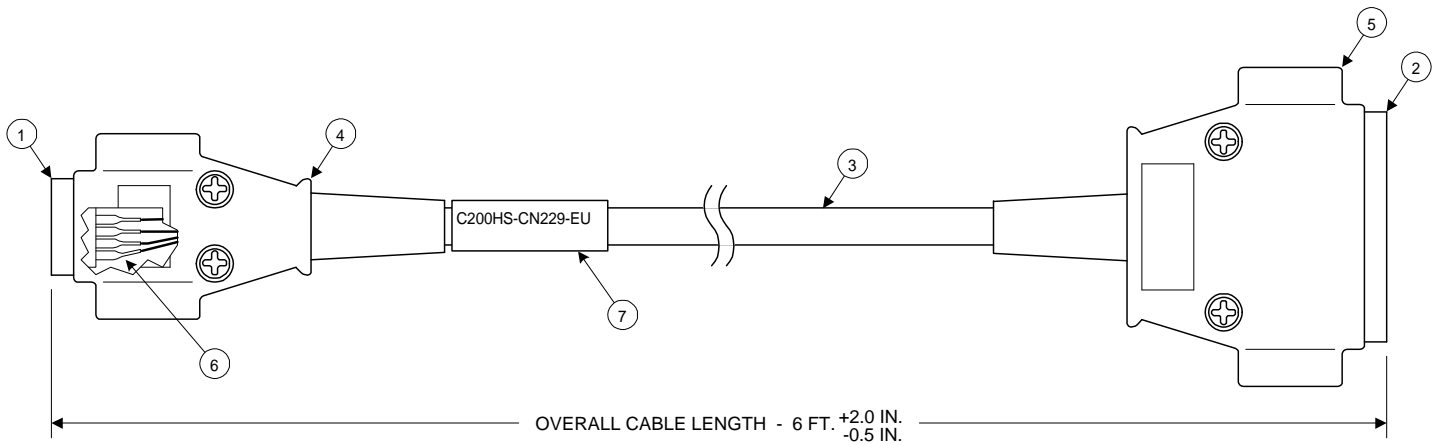
9-pin

Cable Part Number
C200HS - CN229 - EU



XT Computer (25-pin)





CABLE C200HS-CN229-EU


1. DE-9 MALE CONNECTOR WITH SOLDER CUPS
2. DE-25 FEMALE CONNECTOR WITH SOLDER CUPS
3. 3 CONDUCTOR, 24 AWG STRANDED, FOIL SHIELD, PVC JACKETED CABLE
4. OMRON DE-9 BACKSHELL W/ 2.6MM JACK SCREWS, P/N XM2S-0911
5. OMRON DE-25 BACKSHELL W/ #4-40 JACK SCREWS, P/N XM2S-2513
6. HEAT SHRINK TUBING TO COVER SOLDERED CONNECTION, BOTH ENDS
7. HEAT SHRINK TUBING, WHITE WITH PRINTED PART NUMBER AS SHOWN IN BLACK, 8 PT. HELVETICA. POSITION APPROXIMATELY AS SHOWN.

	FROM #1 PIN	TO #2 PIN	
TXD	2	3	RXD
RXD	3	2	TXD
	*4 to 5	nc	
	nc	*6 to 20	
	nc	*4 to 5	
SG	9	7	SG
	1 to SHIELD	nc	

* PIN TO PIN JUMPERS

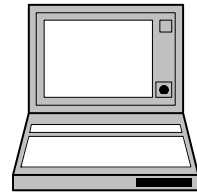
-	-	-	-	-	APPROVAL	DATE	MATERIAL: -	HOST LINK PORT TO IBM-XT COMPUTER CABLE	
-	-	-	-	-	DRWN	10-26-94	FINISH: -	DRWG NO:	PFP0011A
-	-	-	-	-	CHCKD	-	TOLERANCE: -	UNITS: ENGLISH	FILE NAME: -
-	-	-	-	-	APRVD	-		SCALE: NONE	SIZE: A
REV	DESCRIPTION	COS NO.	DATE	SGND				SHEET: 1 OF 1	Omron Electronics, Inc. Omron Manufacturing of America

C200H-ASC02
C200H-BASIC/ASCII

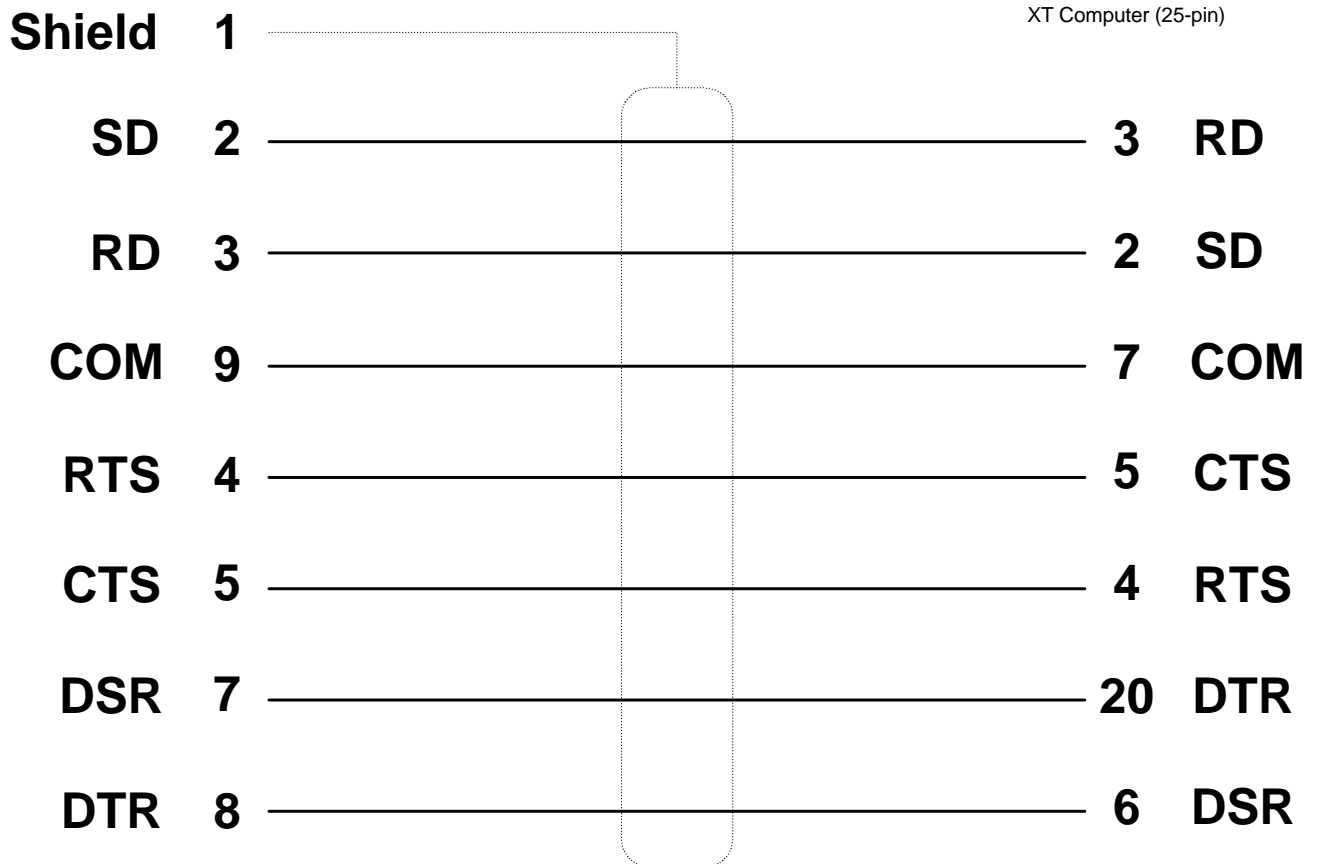


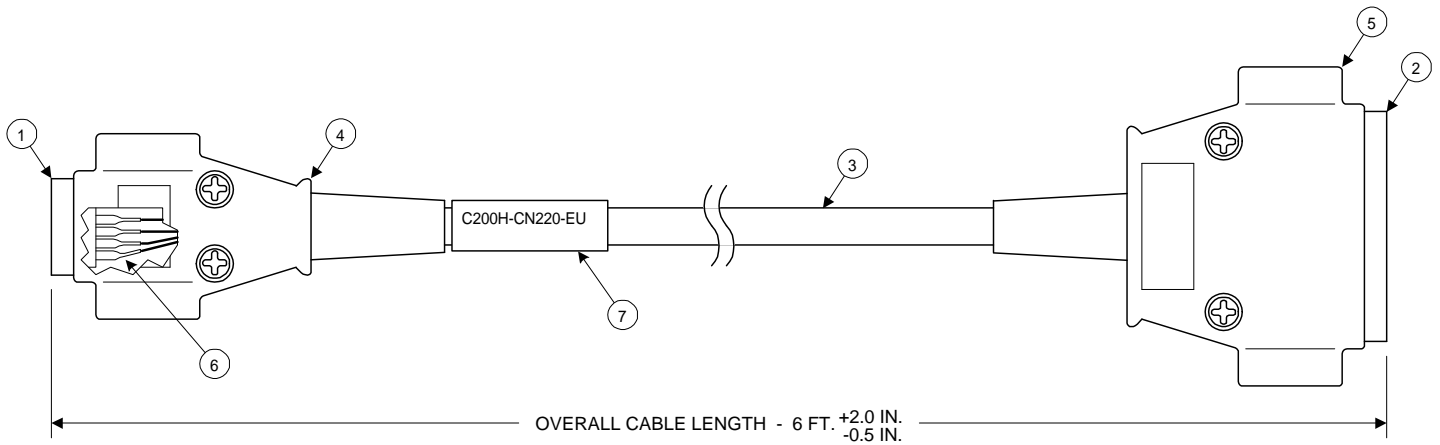
Cable Part Number

C200H - CN220 - EU



XT Computer (25-pin)





OVERALL CABLE LENGTH - 6 FT. +2.0 IN. -0.5 IN.


CABLE C200H-CN220-EU

1. DE-9 MALE CONNECTOR WITH SOLDER CUPS
2. DB-25 FEMALE CONNECTOR WITH SOLDER CUPS
3. 7 CONDUCTOR, 24 AWG STRANDED, FOIL SHIELD, PVC JACKETED CABLE
4. OMRON DE-9 BACKSHELL W/ 2.6MM JACK SCREWS, P/N XM2S-0911
5. OMRON DB-25 BACKSHELL W/ #4-40 JACK SCREWS, P/N XM2S-2513
6. HEAT SHRINK TUBING TO COVER SOLDERED CONNECTION, BOTH ENDS
7. HEAT SHRINK TUBING, WHITE WITH PRINTED PART NUMBER AS SHOWN IN BLACK, 8 PT. HELVETICA. POSITION APPROXIMATELY AS SHOWN.


	FROM #1 PIN	TO #2 PIN	
TXD	2	3	RXD
RXD	3	2	TXD
RTS	4	5	CTS
CTS	5	4	RTS
	6		nc
DSR	7	20	DTR
DTR	8	6	DSR
COM	9	7	COM
	1 to SHIELD		nc

-	-	-	-	-	APPROVAL	DATE	MATERIAL: -	C200H BASIC/ASCII MODULE TO IBM-XT COMPUTER CABLE	
-	-	-	-	-	DRWN	10-18-94	FINISH: -	DRWG NO: PFP0006B	
-	-	-	-	-	CHCKD	-	TOLERANCE: -	UNITS: ENGLISH	FILE NAME: -
B	ADDED ITEMS #6 AND 7	-	10-18-94	-	-	-	-	SCALE: NONE	SIZE: A
A	ORIGINAL	-	7-14-94	-	APRVD	-	-	SHEET: 1 OF 1	OMRON Omron Electronics, Inc. Omron Manufacturing of America
REV	DESCRIPTION	COS NO.	DATE	SGND	-	-	-	-	-

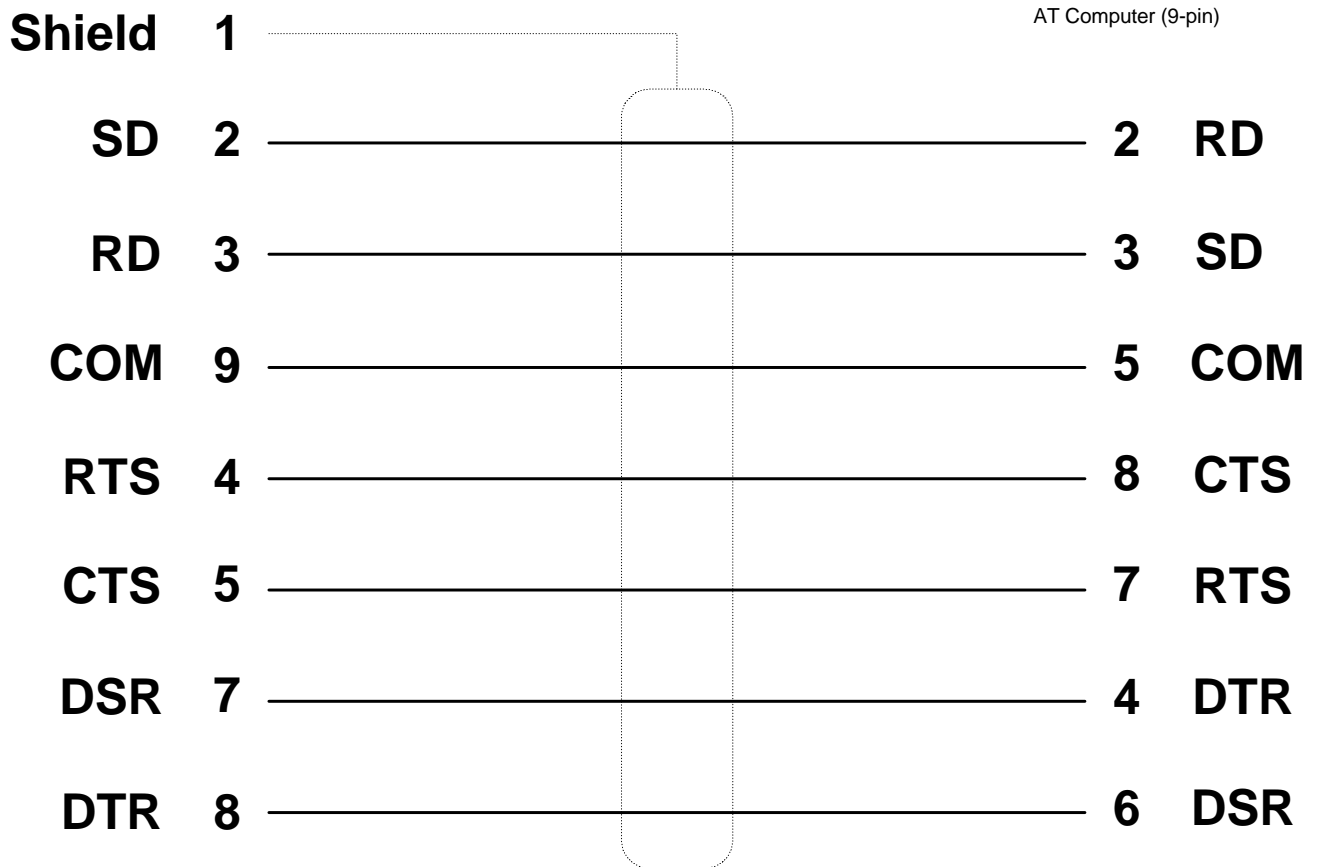
C200H-ASC02
C200H-BASIC/ASCII

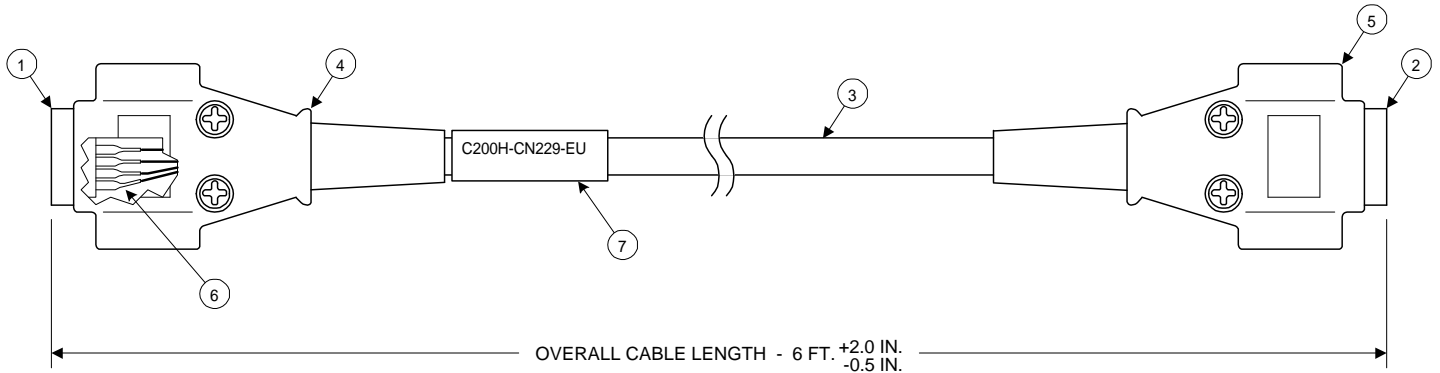


Cable Part Number C200H - CN229 - EU



AT Computer (9-pin)





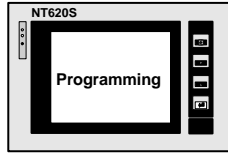
CABLE C200H-CN229-EU

1. DE-9 MALE CONNECTOR WITH SOLDER CUPS
2. DE-9 FEMALE CONNECTOR WITH SOLDER CUPS
3. 7 CONDUCTOR, 24 AWG STRANDED, FOIL SHIELD, PVC JACKETED CABLE
4. OMRON DE-9 BACKSHELL W/ 2.6MM JACK SCREWS, P/N XM2S-0911
5. OMRON DE-9 BACKSHELL W/ #4-40 JACK SCREWS, P/N XM2S-0913
6. HEAT SHRINK TUBING TO COVER SOLDERED CONNECTION, BOTH ENDS
7. HEAT SHRINK TUBING, WHITE WITH PRINTED PART NUMBER AS SHOWN IN BLACK, 8 PT. HELVETICA. POSITION APPROXIMATELY AS SHOWN.

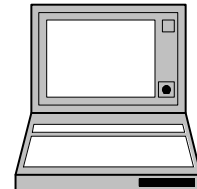
	FROM #1 PIN	TO #2 PIN	
TXD	2	2	RXD
RXD	3	3	TXD
RTS	4	8	CTS
CTS	5	7	RTS
	6	nc	
DSR	7	4	DTR
DTR	8	6	DSR
COM	9	5	COM
	1 to SHIELD	nc	

-	-	-	-	-	APPROVAL	DATE	MATERIAL: -	C200H BASIC/ASCII MODULE TO IBM-AT COMPUTER CABLE	
-	-	-	-	-	DRWN	OBA	10-18-94	FINISH: -	DRWG NO: PFP0005B
B	ADDED ITEMS #6 AND 7	-	10-18-94	-	CHCKD	-	-	UNITS: ENGLISH	FILE NAME: -
A	ORIGINAL	-	7-14-94	-	APRVD	-	-	SCALE: NONE	SIZE: A
REV	DESCRIPTION	COS NO.	DATE	SGND				TOLERANCE: -	SHEET: 1 OF 1
								Omron Electronics, Inc. Omron Manufacturing of America	

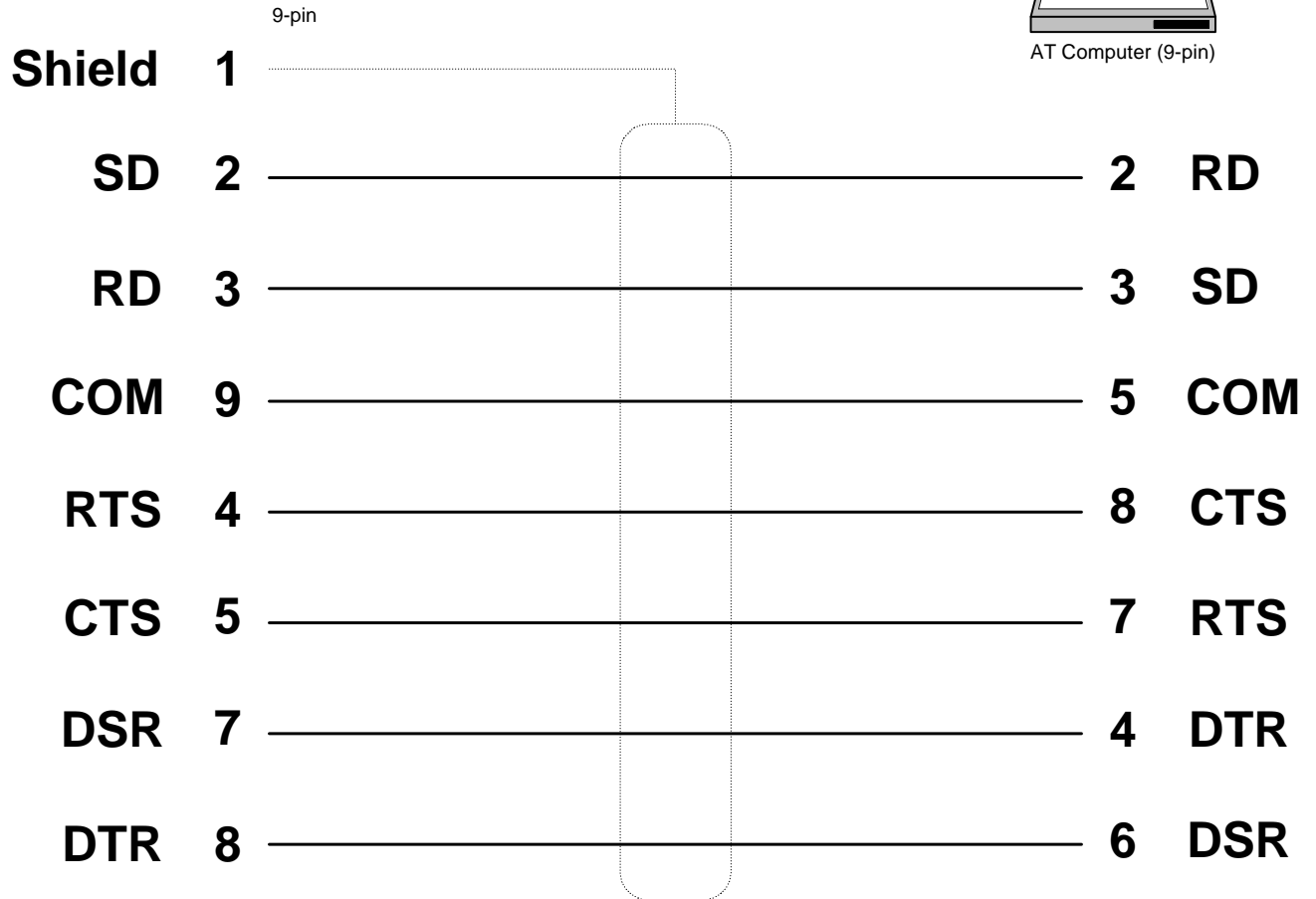
NT11S, NT20S,
NT600S, NT30,
NT30C, NT620S/620C

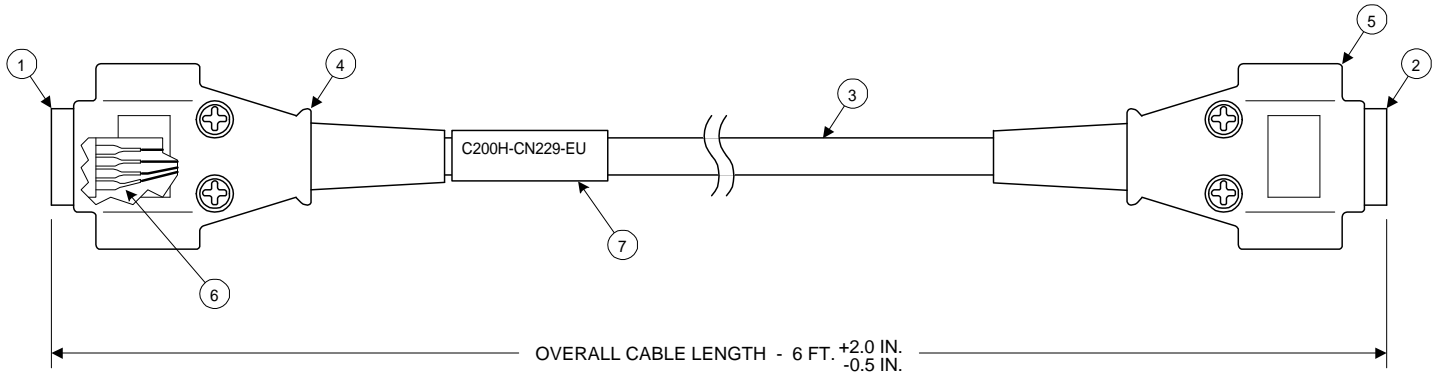


Cable Part Number
C200H - CN229 - EU



AT Computer (9-pin)






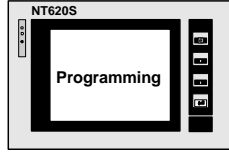
CABLE C200H-CN229-EU

1. DE-9 MALE CONNECTOR WITH SOLDER CUPS
2. DE-9 FEMALE CONNECTOR WITH SOLDER CUPS
3. 7 CONDUCTOR, 24 AWG STRANDED, FOIL SHIELD, PVC JACKETED CABLE
4. OMRON DE-9 BACKSHELL W/ 2.6MM JACK SCREWS, P/N XM2S-0911
5. OMRON DE-9 BACKSHELL W/ #4-40 JACK SCREWS, P/N XM2S-0913
6. HEAT SHRINK TUBING TO COVER SOLDERED CONNECTION, BOTH ENDS
7. HEAT SHRINK TUBING, WHITE WITH PRINTED PART NUMBER AS SHOWN IN BLACK, 8 PT. HELVETICA. POSITION APPROXIMATELY AS SHOWN.

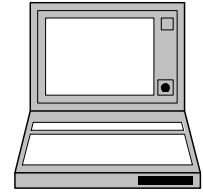
	FROM #1 PIN	TO #2 PIN	
TXD	2	2	RXD
RXD	3	3	TXD
RTS	4	8	CTS
CTS	5	7	RTS
	6		nc
DSR	7	4	DTR
DTR	8	6	DSR
COM	9	5	COM
	1 to SHIELD		nc

-	-	-	-	-	APPROVAL	DATE	MATERIAL: -	C200H BASIC/ASCII MODULE TO IBM-AT COMPUTER CABLE	
-	-	-	-	-	DRWN	10-18-94	FINISH: -	DRWG NO:	PFP0005B
-	-	-	-	-	CHCKD	-	TOLERANCE: -	FILE NAME: -	SIZE: A
B	ADDED ITEMS #6 AND 7	-	10-18-94	-	-	-	UNITS: ENGLISH		
A	ORIGINAL	-	7-14-94	-	APRVD	-	SCALE: NONE		
REV	DESCRIPTION	COS NO.	DATE	SGND	-	-	SHEET: 1 OF 1	 Omron Electronics, Inc. Omron Manufacturing of America	

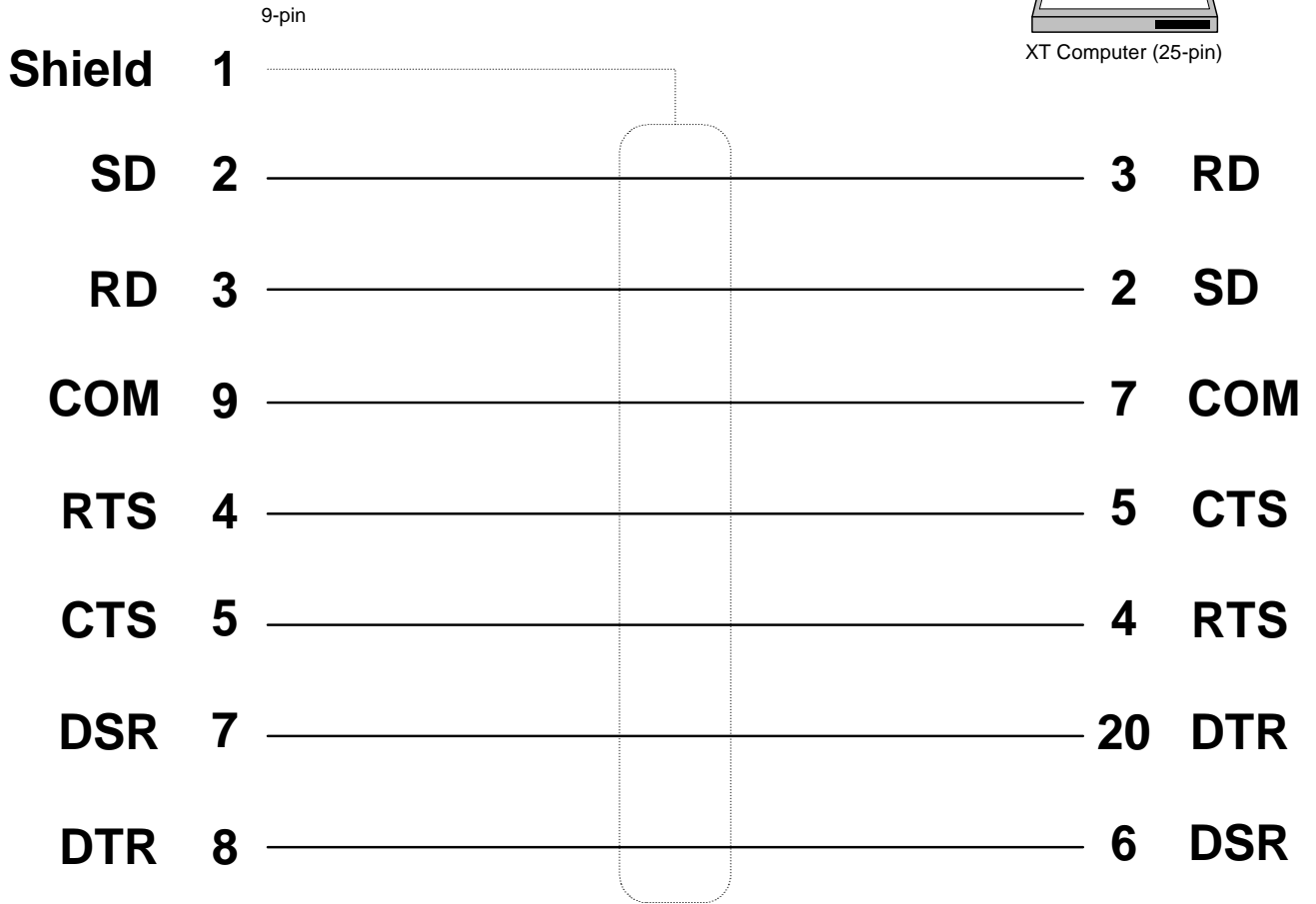
NT11S, NT20S,
NT600S, NT30,
NT30C, NT620S/620C

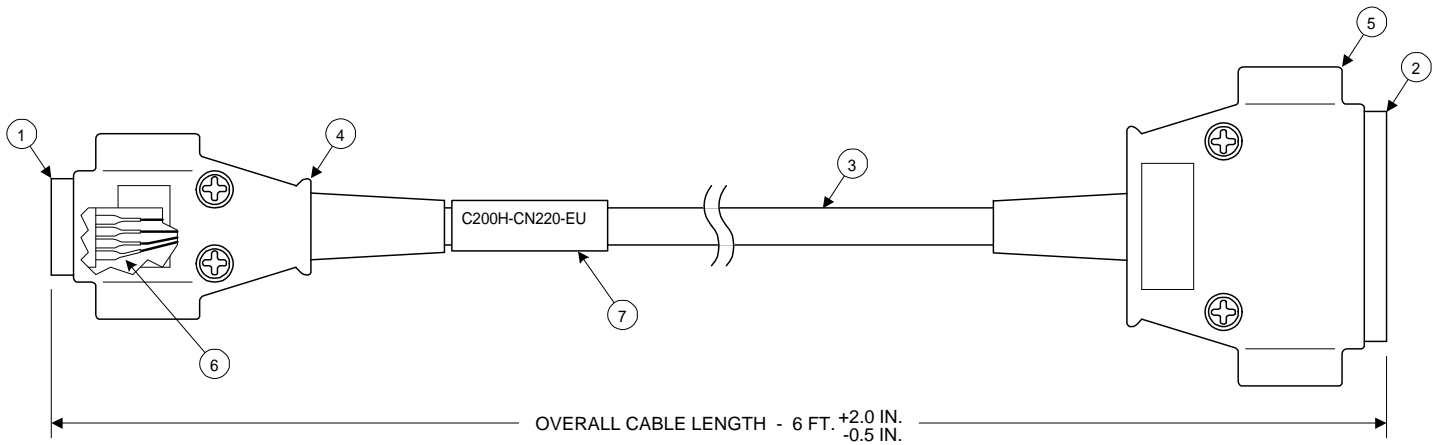


Cable Part Number
C200H - CN220 - EU



XT Computer (25-pin)





OVERALL CABLE LENGTH - 6 FT. +2.0 IN.
-0.5 IN.

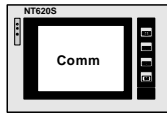
CABLE C200H-CN220-EU

1. DE-9 MALE CONNECTOR WITH SOLDER CUPS
2. DB-25 FEMALE CONNECTOR WITH SOLDER CUPS
3. 7 CONDUCTOR, 24 AWG STRANDED, FOIL SHIELD, PVC JACKETED CABLE
4. OMRON DE-9 BACKSHELL W/ 2.6MM JACK SCREWS, P/N XM2S-0911
5. OMRON DB-25 BACKSHELL W/ #4-40 JACK SCREWS, P/N XM2S-2513
6. HEAT SHRINK TUBING TO COVER SOLDERED CONNECTION, BOTH ENDS
7. HEAT SHRINK TUBING, WHITE WITH PRINTED PART NUMBER AS SHOWN IN BLACK, 8 PT. HELVETICA. POSITION APPROXIMATELY AS SHOWN.

	FROM #1 PIN	TO #2 PIN	
TXD	2	3	RXD
RXD	3	2	TXD
RTS	4	5	CTS
CTS	5	4	RTS
	6	nc	
DSR	7	20	DTR
DTR	8	6	DSR
COM	9	7	COM
	1 to SHIELD	nc	

-	-	-	-	-	APPROVAL	DATE	MATERIAL: -	C200H BASIC/ASCII MODULE TO IBM-XT COMPUTER CABLE	
-	-	-	-	-	DRWN	OBA	10-18-94	FINISH: -	DRWG NO: PFP006B
-	-	-	-	-	CHCKD	-	-	TOLERANCE: -	FILE NAME: -
B	ADDED ITEMS #6 AND 7	-	10-18-94	-	APRVD	-	-	UNITS: ENGLISH	SIZE: A
A	ORIGINAL	-	7-14-94	-				SCALE: NONE	
REV	DESCRIPTION	COS NO.	DATE	SGND				SHEET: 1 OF 1	OMRON Omron Electronics, Inc. Omron Manufacturing of America

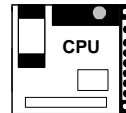
NT11S, NT20S,
NT600S, NT30,
NT30C, NT620/620S



9-pin male

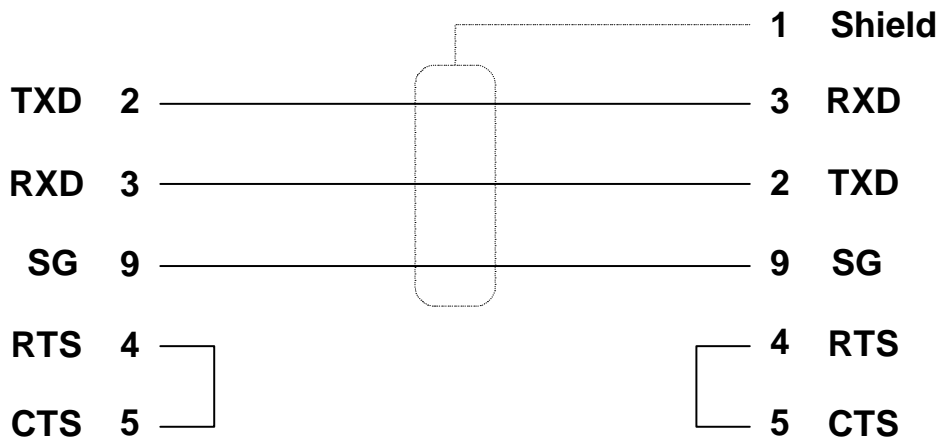
Cable Part Number
C200H - CN510 - EU

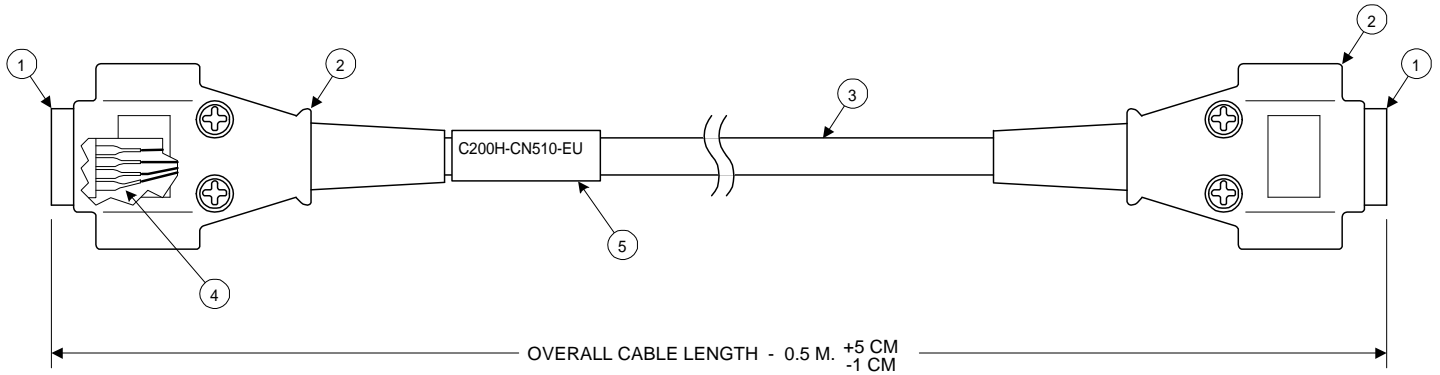
CV500 - LK201 (Port 2)
CVM1 built-in port
C200HS built-in port
CQM1 built-in port
IDSC built-in port



9-pin male

CV500-LK201 (Port 2)
CVM1 built-in port
C200HS built-in port
CQM1 built-in port
IDSC built-in port





CABLE C200H-CN510-EU

1. DE-9 MALE CONNECTOR WITH SOLDER CUPS, QTY 2
2. OMRON DE-9 BACKSHELL W/ 2.6MM JACK SCREWS, QTY 2
OMRON CAT. NO. XM2S-0911, PIM NO. 4584252-0
3. 3 CONDUCTOR, 24 AWG STRANDED, FOIL SHIELD, PVC JACKETED CABLE*
4. HEAT SHRINK TUBING TO COVER SOLDERED CONNECTION, BOTH ENDS
5. HEAT SHRINK TUBING, WHITE WITH PRINTED PART NUMBER AS SHOWN IN BLACK, 8 PT. HELVETICA TYPE. POSITION APPROXIMATELY AS SHOWN.

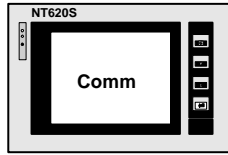
* RECOMMENDED: CAROL #C0743, 6 CONDUCTOR CABLE

FROM PIN	TO PIN
TXD 2	3 RXD
RXD 3	2 TXD
nc	4 to 5*
4 to 5*	nc
+5 6	nc
COM 9	9 COM
nc	1 to SHIELD

* JUMPER PINS 4 TO 5 IN EACH CONNECTOR

-	-	-	-	-	APPROVAL	DATE	MATERIAL: -	S-SERIES PT to C-CV SERIES CPU PORT	
-	-	-	-	-	DRWN	OBA	11-28-95		
-	-	-	-	-	CHCKD	-	-	TOLERANCE: -	DRWG NO: PFP0017-A
-	-	-	-	-	APRVD	-	-	UNITS: ENGLISH	FILE NAME: -
REV	DESCRIPTION	COS NO.	DATE	SGND	-	-	-	SCALE: NONE	SIZE: A
								SHEET: 1 OF 1	Omron Electronics, Inc. Omron Manufacturing of America

NT11S, NT20S, NT30,
NT30C, NT600S,
NT620C/620S



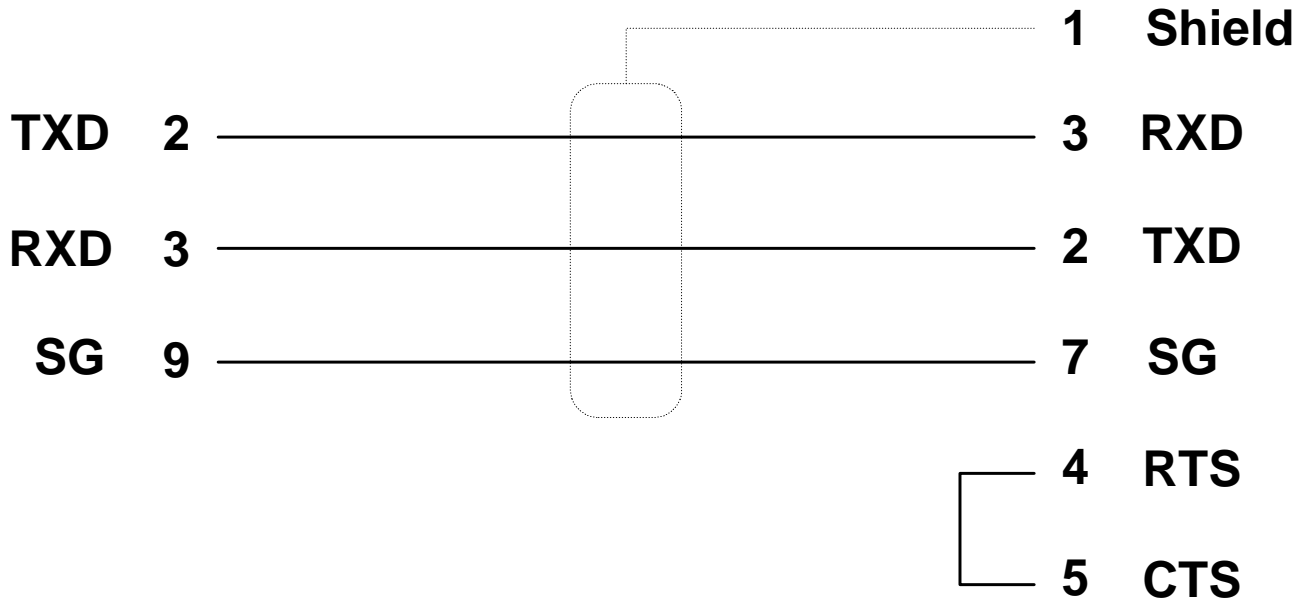
9-pin male

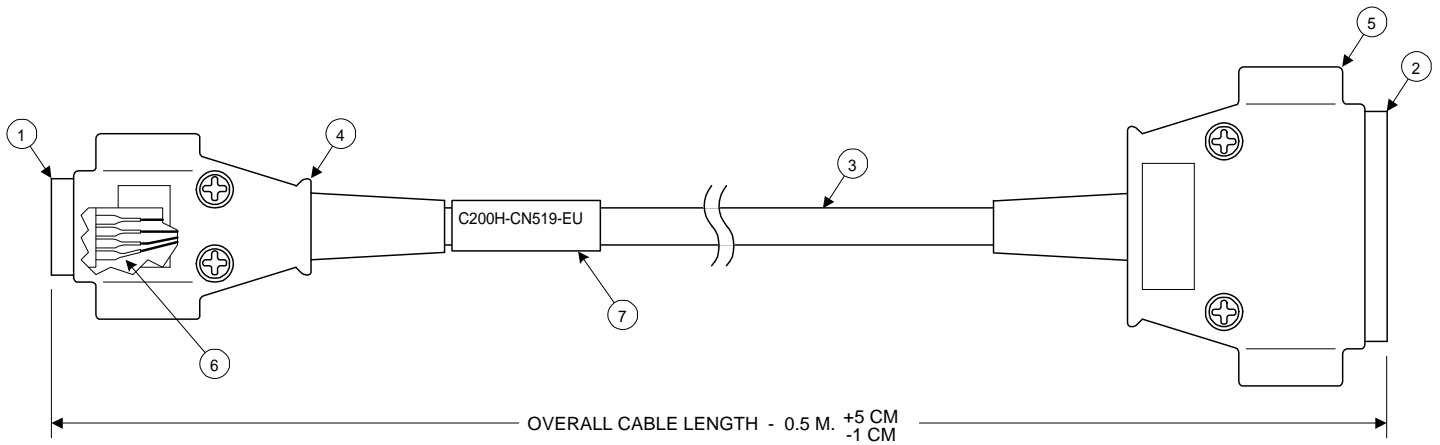
Cable Part Number
C200H-519-EU (50 cm)
C200H-329-EU (3M)
C200H-529-EU (5M)

C500 - LK203
 C200H - LK201
 3G2A6 - LK201
 3G2C7 - LK201
 CV500 - LK201 (Port 1)



25-pin





CABLE C200H-CN519-EU

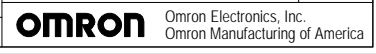
1. DE-9 MALE CONNECTOR WITH SOLDER CUPS
2. DB-25 MALE CONNECTOR WITH SOLDER CUPS
3. 3 CONDUCTOR, 24 AWG STRANDED, FOIL SHIELD, PVC JACKETED CABLE
4. OMRON DE-9 BACKSHELL W/ 2.6MM JACK SCREWS, CAT. XM2S-0911, PIM 4584252-0
5. OMRON DB-25 BACKSHELL W/ 2.6MM JACK SCREWS, CAT. XM2S-2511, PIM 4584254-0
6. HEAT SHRINK TUBING TO COVER SOLDERED CONNECTION, BOTH ENDS
7. HEAT SHRINK TUBING, WHITE WITH PRINTED PART NUMBER AS SHOWN IN BLACK, 8 PT. HELVETICA TYPE. POSITION APPROXIMATELY AS SHOWN.

* RECOMMENDED: CAROL #C0743, 6 CONDUCTOR CABLE

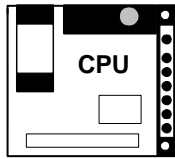
	FROM #1 PIN	TO #2 PIN	
TXD	2	3	RXD
RXD	3	2	TXD
	nc	4 to 5*	
	---	---	
+5	6	nc	
COM	9	7	COM
	nc	1 to SHIELD	

* JUMPER PINS 4 TO 5

-	-	-	-	-	APPROVAL	DATE	MATERIAL: -	S-SERIES PT to C-CV SERIES HOST LINK MODULE	
-	-	-	-	-	DRWN	11-28-95	FINISH: -		
-	-	-	-	-	CHCKD	-	TOLERANCE: -	UNITS: ENGLISH	DRWG NO: PFP0020-A
-	-	-	-	-	APRVD	-		SCALE: NONE	FILE NAME: -
REV	DESCRIPTION	COS NO.	DATE	SGND				SHEET: 1 OF 1	SIZE: A



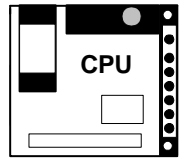
CPM1 / CQM1 / C200H /
IDSC



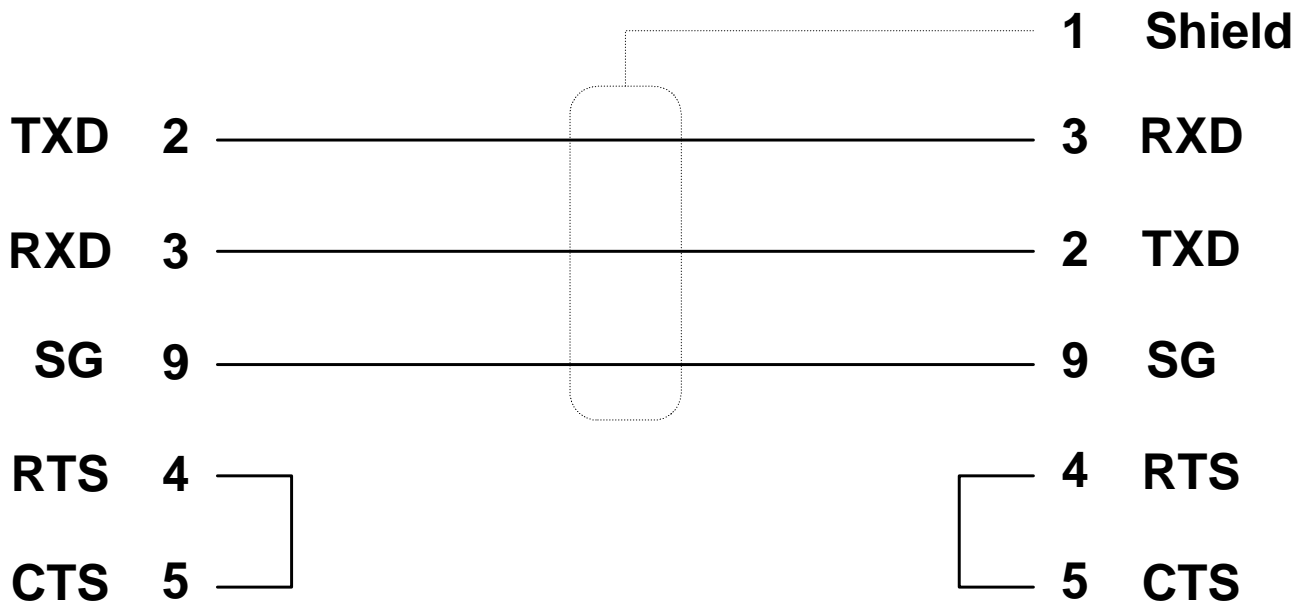
9-pin male

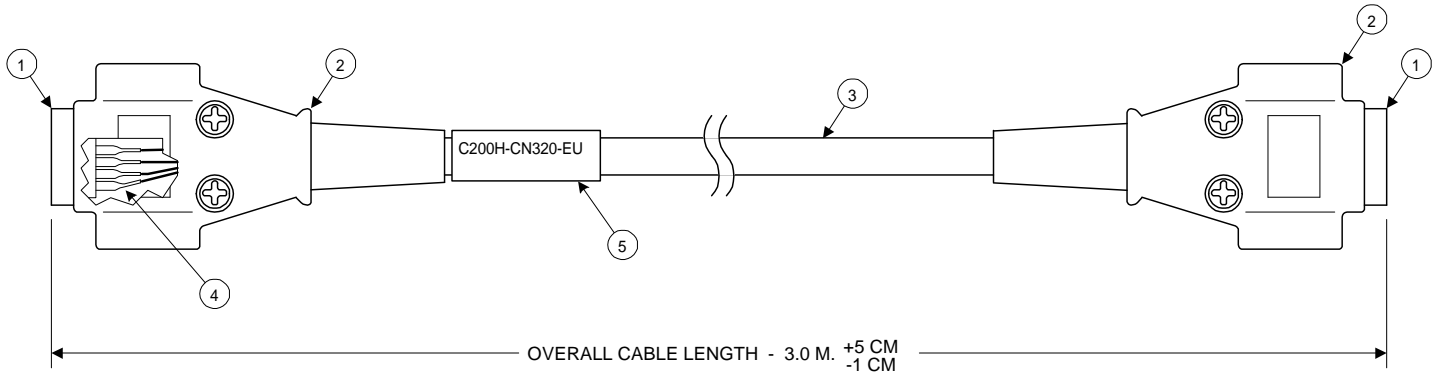
Cable Part Number
C200H - CN320 - EU
C200H - CN520 - EU
(one-to-one link)

CPM1 / CQM1 / C200H /
IDSC



9-pin male






CABLE C200H-CN320-EU

1. DE-9 MALE CONNECTOR WITH SOLDER CUPS, QTY 2
2. OMRON DE-9 BACKSHELL W/ 2.6MM JACK SCREWS, QTY 2
OMRON CAT. NO. XM2S-0911, PIM NO. 4584252-0
3. 3 CONDUCTOR, 24 AWG STRANDED, FOIL SHIELD, PVC JACKETED CABLE*
4. HEAT SHRINK TUBING TO COVER SOLDERED CONNECTION, BOTH ENDS
5. HEAT SHRINK TUBING, WHITE WITH PRINTED PART NUMBER AS SHOWN IN BLACK, 8 PT. HELVETICA TYPE. POSITION APPROXIMATELY AS SHOWN.

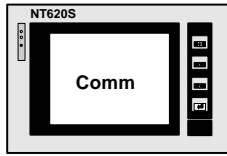
* RECOMMENDED: CAROL #C0743, 6 CONDUCTOR CABLE

FROM PIN	TO PIN
TXD 2	3 RXD
RXD 3	2 TXD
nc	4 to 5*
4 to 5*	nc
+5 6	nc
COM 9	9 COM
nc	1 to SHIELD

* JUMPER PINS 4 TO 5 IN EACH CONNECTOR

-	-	-	-	-	APPROVAL	DATE	MATERIAL: -	S-SERIES PT to C-CV SERIES CPU PORT		
-	-	-	-	-	DRWN	OBA	11-28-95			FINISH: -
-	-	-	-	-	CHCKD	-	-	TOLERANCE: -	DRWG NO: PFP0018-A	
-	-	-	-	-	APRVD	-	-	UNITS: ENGLISH	FILE NAME: -	SIZE: A
REV	DESCRIPTION	COS NO.	DATE	SGND	-	-	-	SCALE: NONE	 Omron Electronics, Inc. Omron Manufacturing of America	
-	-	-	-	-	-	-	-	SHEET: 1 OF 1		

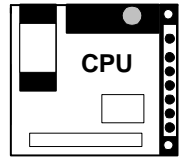
NT11S, NT20S, NT30,
NT30C, NT600S,
NT620C/620S



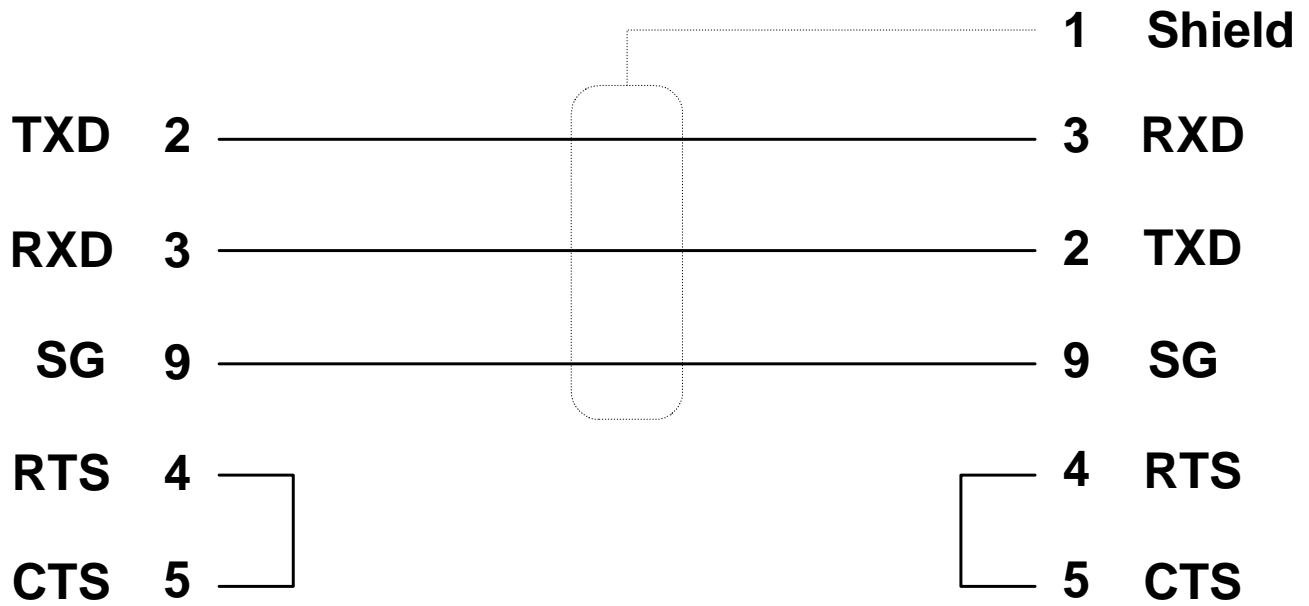
9-pin male

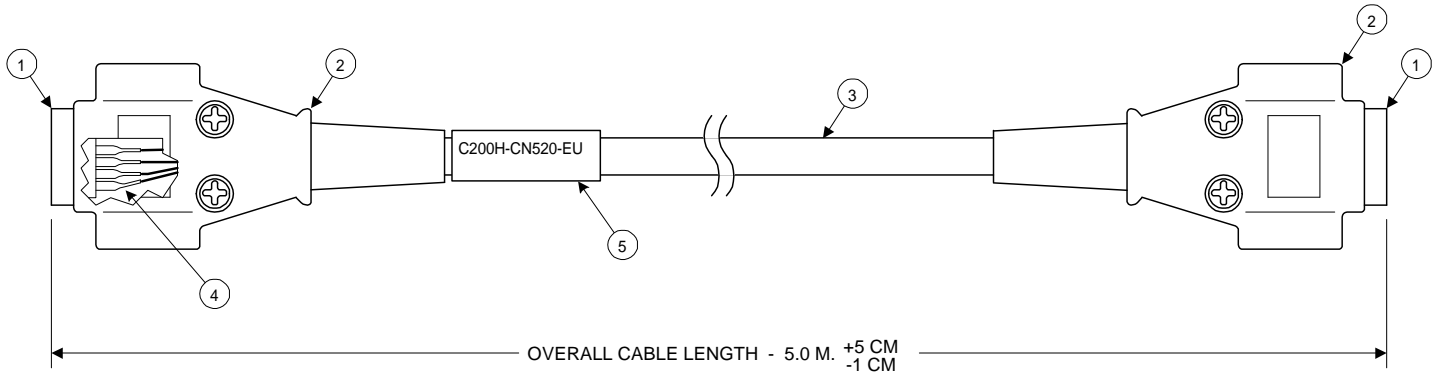
Cable Part Number
C200H - CN320 - EU
C200H - CN520 - EU

CV500 - LK201 (Port 2)
CVM1 built-in port
C200HS built-in port
CQM1 built-in port
CPM1- CIF01
IDSC built-in port



9-pin male






CABLE C200H-CN520-EU

1. DE-9 MALE CONNECTOR WITH SOLDER CUPS, QTY 2
2. OMRON DE-9 BACKSHELL W/ 2.6MM JACK SCREWS, QTY 2
OMRON CAT. NO. XM2S-0911, PIM NO. 4584252-0
3. 3 CONDUCTOR, 24 AWG STRANDED, FOIL SHIELD, PVC JACKETED CABLE*
4. HEAT SHRINK TUBING TO COVER SOLDERED CONNECTION, BOTH ENDS
5. HEAT SHRINK TUBING, WHITE WITH PRINTED PART NUMBER AS SHOWN IN BLACK, 8 PT. HELVETICA TYPE. POSITION APPROXIMATELY AS SHOWN.

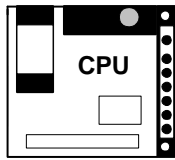
* RECOMMENDED: CAROL #C0743, 6 CONDUCTOR CABLE

FROM PIN	TO PIN
TXD 2	3 RXD
RXD 3	2 TXD
nc	4 to 5*
4 to 5*	nc
+5 6	nc
COM 9	9 COM
nc	1 to SHIELD

* JUMPER PINS 4 TO 5 IN EACH CONNECTOR

-	-	-	-	-	APPROVAL	DATE	MATERIAL: -	S-SERIES PT to C-CV SERIES CPU PORT		
-	-	-	-	-	DRWN	OBA	11-28-95			FINISH: -
-	-	-	-	-	CHCKD	-	-	TOLERANCE: -	DRWG NO: PFP0019-A	
-	-	-	-	-	APRVD	-	-	UNITS: ENGLISH	FILE NAME: -	SIZE: A
REV	DESCRIPTION	COS NO.	DATE	SGND	-	-	-	SCALE: NONE	 Omron Electronics, Inc. Omron Manufacturing of America	
-	-	-	-	-	-	-	-	SHEET: 1 OF 1		

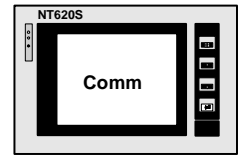
CV500 - LK201 (Port 2)
 CVM1 built-in port
 C200HS built-in port
 CQM1 built-in port
 CPM1- CIF01
 IDSC built-in port



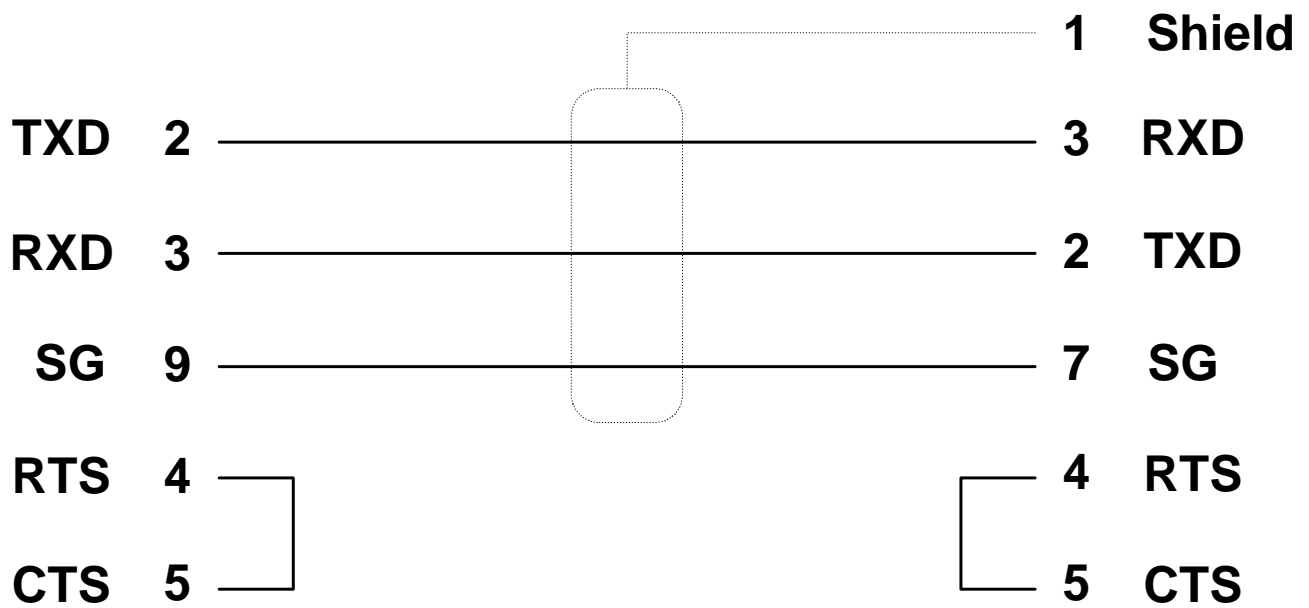
9-pin male

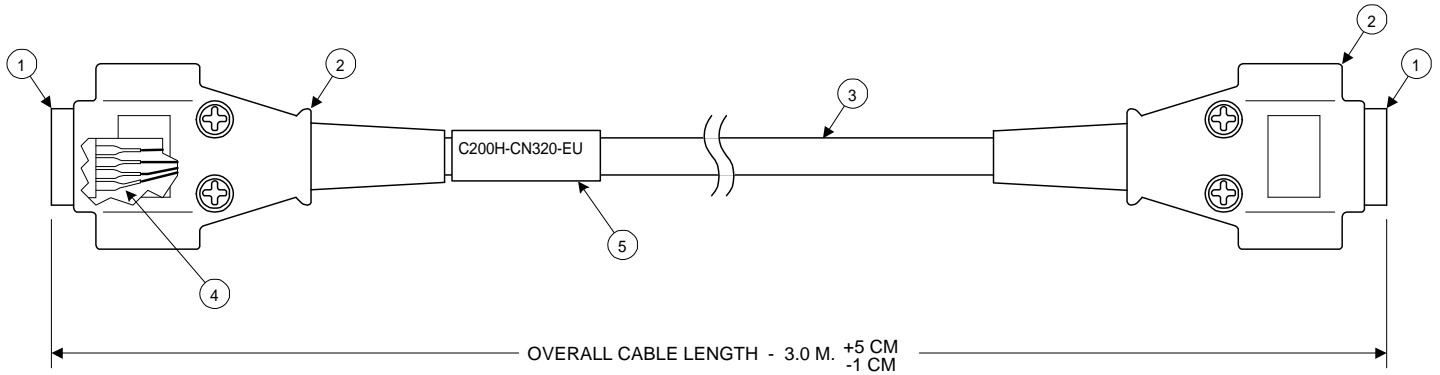
Cable Part Number
 C200H - CN320 - EU
 C200H - CN520 - EU

PT (NT600M - LK201)



9-pin male





CABLE C200H-CN320-EU

1. DE-9 MALE CONNECTOR WITH SOLDER CUPS, QTY 2
2. OMRON DE-9 BACKSHELL W/ 2.6MM JACK SCREWS, QTY 2
OMRON CAT. NO. XM2S-0911, PIM NO. 4584252-0
3. 3 CONDUCTOR, 24 AWG STRANDED, FOIL SHIELD, PVC JACKETED CABLE*
4. HEAT SHRINK TUBING TO COVER SOLDERED CONNECTION, BOTH ENDS
5. HEAT SHRINK TUBING, WHITE WITH PRINTED PART NUMBER AS SHOWN IN BLACK, 8 PT. HELVETICA TYPE. POSITION APPROXIMATELY AS SHOWN.

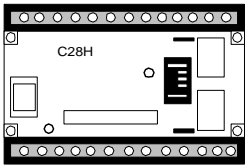
* RECOMMENDED: CAROL #C0743, 6 CONDUCTOR CABLE

FROM PIN	TO PIN
TXD 2	3 RXD
RXD 3	2 TXD
nc	4 to 5*
4 to 5*	nc
+5 6	nc
COM 9	9 COM
nc	1 to SHIELD

* JUMPER PINS 4 TO 5 IN EACH CONNECTOR

-	-	-	-	-	APPROVAL	DATE	MATERIAL: -	S-SERIES PT to C-CV SERIES CPU PORT	
-	-	-	-	-	DRWN	OBA	11-28-95		
-	-	-	-	-	CHCKD	-	-	TOLERANCE: -	DRWG NO: PFP0018-A
-	-	-	-	-	APRVD	-	-	UNITS: ENGLISH	FILE NAME: -
REV	DESCRIPTION	COS NO.	DATE	SGND	-	-	-	SCALE: NONE	SIZE: A
-	-	-	-	-	-	-	-	SHEET: 1 OF 1	OMRON Omron Electronics, Inc. Omron Manufacturing of America

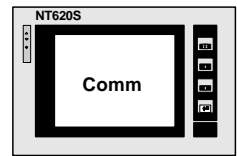
All C**H Series
PLC's



9-pin

**Omron does not make a cable
for this configuration**

NT11S/NT20S/NT30
NT600S/NT620



9-pin

