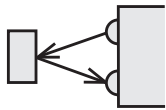


Direct Detection Photoelectric Sensor



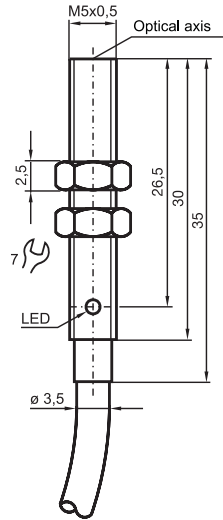
OBT50-5GM35-□*1
OBT50-5GM45-□*1 -V3



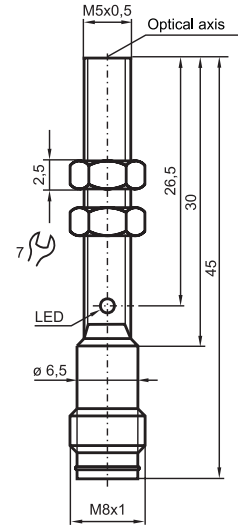
50 mm

Features

- Extremely small size
- Fully self-contained, no amplifier requested
- Long sensing range
- Voltage 10 VDC ... 30 VDC, output current 100 mA, circuit proof
- Optical outlet material: glass, easy to clean
- Vacuum potted, no residual air inside the switch, protection class IP 67



Cable design

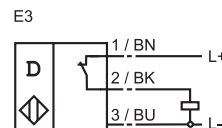
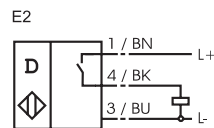
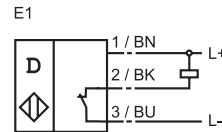
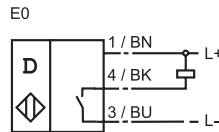


Plug design M8 x 1 (-V3)

Cable sockets, mounting aids etc. see "Accessories" section

e. g. cable sockets: V3-GM-5M-PUR (straight)
V3-WM-E2-5M-PUR (angled)

Electrical connection



*1 - electrical connection

Technical data

Model number	OBT50-5GM35-E2 OBT50-5GM35-E0 OBT50-5GM35-E1 OBT50-5GM35-E3 OBT50-5GM45-E2-V3 OBT50-5GM45-E0-V3 OBT50-5GM45-E1-V3 OBT50-5GM45-E3-V3
Sensing range	50 mm
Reference card size	Standard white card 200 mm x 200 mm
Light source	IR light 880 nm
Switch frequency	250 Hz
ON delay	3 msec
Readiness delay	20 msec
Distance hysteresis	10 % typ.
Electrical data	
Rated operational voltage	10 VDC ... 30 VDC, ripple 20 % U_B
Rated operational current	100 mA circuit/overload proof
Current consumption	15 mA
Ambient light limit	Sunlight $\leq 10\,000$ Lux Halogen light $\leq 3\,000$ Lux
Indicators	LED yellow LED yellow flashing
Operating temperature	Switch status Function reserve 273 Kelvin ... 328 Kelvin (0 °C ... +55 °C)
Mechanical data	
Protection class to IEN 60 529	IP 67
Allowable shock- and Vibration resistance	IEC 947-5-2/7.4
Connection type	2 m cable, 3 x 0.14 mm ² PVC grey / V3 plug connector
Housing	Brass
Material front lens	Glass
Weight	38 g
Conforms to	EN 60 947-5-2

Characteristic response curve

Permissible distance (offset) between optical axis and object.

