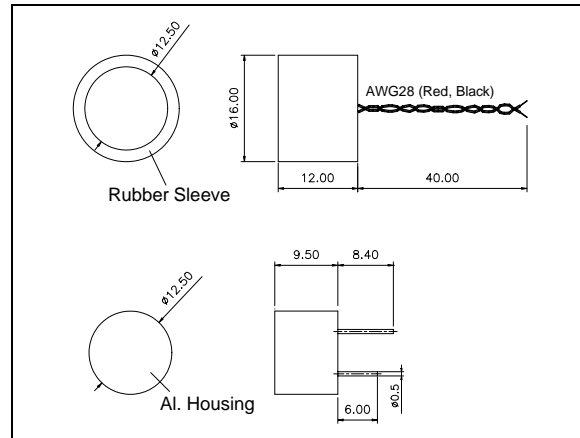




Dimensions: dimensions are in mm



Specification

400EP125

Transceiver

Center Frequency	40.0±1.0Khz
Bandwidth (-6dB)	400EP125 1.5Khz
Transmitting Sound Pressure Level (with rubber sleeve) at resonant frequency; 0dB re 0.0002μbar per 10Vrms at 30cm	98dB min.
Receiving Sensitivity (with rubber sleeve) at resonant frequency 0dB = 1 volt/μbar	-80dB min.
Nominal Impedance (Ohm)	1000
Ringng (ms) @25°C	1.2 max.
Capacitance at 1Khz	±20% 1400 pF
Max. Driving Voltage (Cont.)	20Vrms
20 bursts, 25ms repetition rate	100Vpp
Total Beam Angle	-6dB 125°
Operation Temperature	-30 to 80°C
Storage Temperature	-40 to 85°C

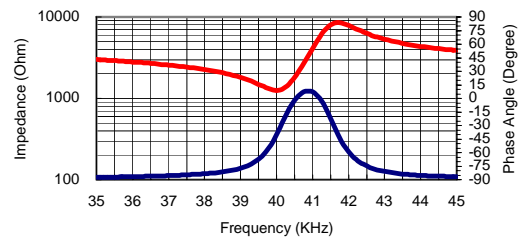
All specification taken typical at 25°C
Models of less ringing are available

Models available:

1	400EP125	Natural Aluminum Housing
2	400EP125B	Black Painted Housing
3	400EP125BR	Black Housing+Rubber Sleeve

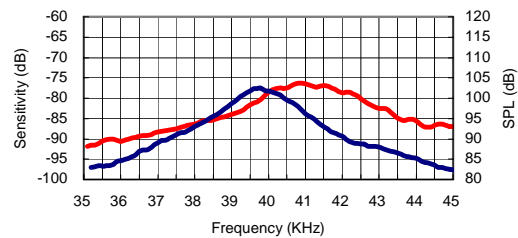
Impedance/Phase Angle vs. Frequency

Tested under 1Vrms Oscillation Level



Sensitivity/Sound Pressure Level

SPL Tested under 10Vrms@30cm



Beam Angle: Tested at 40.0Khz frequency

