



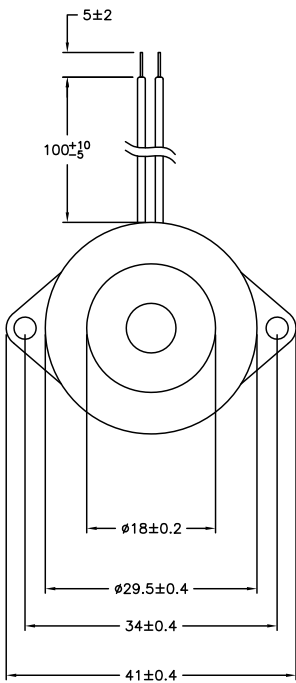
ALL RIGHTS RESERVED. NO PORTION OF THIS PUBLICATION, WHETHER IN WHOLE OR IN PART CAN BE REPRODUCED WITHOUT THE EXPRESS WRITTEN CONSENT OF SPC TECHNOLOGY.

SPC-F005.DWG

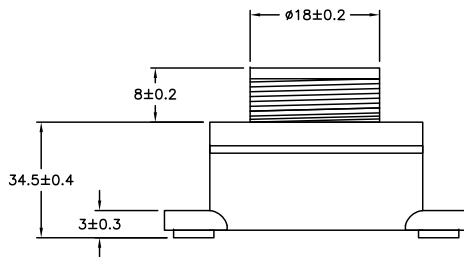
REVISIONS

DOC. NO. SPC-F005 * Effective: 7/8/02 * DCP No: 1398

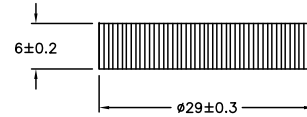
DCP #	REV	DESCRIPTION	DRAWN	DATE	CHECKD	DATE	APPRVD	DATE
2039	A	RELEASED	JN	04/14/09	JWM	04/14/09	JWM	04/14/09



TOP VIEW



SIDE VIEW



NUT

Notes

- Material of Case: ABS
- Color: Black
- Operating Temperature: -20°C +60°C
- Storage Temperature: -30°C +70°C

Electrical Specifications

- Operating Voltage (VDC): 1.5-28 VDC
- Rated Voltage (VDC): 24 VDC
- Max Current at rated voltage (mA): 20 mA
- Frequency (KHz): 3.5±0.5
- Min. sound pressure at rated voltage (dBA/30cm): 95
- Tone: SINGLE
- Pulse rate at Rated Voltage (Pulse/Sec): NIL
- Terminal: Lead

DISCLAIMER:
ALL STATEMENTS AND TECHNICAL INFORMATION CONTAINED HEREIN ARE BASED UPON INFORMATION AND/OR TESTS WE BELIEVE TO BE ACCURATE AND RELIABLE. SINCE CONDITIONS OF USE ARE BEYOND OUR CONTROL, THE USER SHALL DETERMINE THE SUITABILITY OF THE PRODUCT FOR THE INTENDED USE AND ASSUME ALL RISK AND LIABILITY WHATSOEVER IN CONNECTION THEREWITH.

TOLERANCES:
UNLESS OTHERWISE SPECIFIED, DIMENSIONS ARE FOR REFERENCE PURPOSES ONLY.

DRAWN BY:	DATE:
Jason Nash	04/14/09
CHECKED BY:	DATE:
Jeff McVicker	04/14/09
APPROVED BY:	DATE:
Jeff McVicker	04/14/09

DRAWING TITLE:			
Audible Signal Buzzer			
SIZE	DWG. NO.	ELECTRONIC FILE	REV
A	MC25174	12P8514.DWG	A
SCALE:	U.O.M.: mm [INCHES]	SHEET: 1 OF 1	
NTS			