


NTC Thermistors, SMD Chip



FEATURES

- Extended resistance values available in standard sizes
- Wraparound Ni barrier terminations with 100 % Sn (or Sn90Pb10)
- Allows design flexibility for use with hybrid circuitry
- Available in bulk or tape and reel packaging
- High-density monolithic construction with glass overcoat
- Compliant to RoHS directive 2002/95/EC
- Halogen-free according to IEC 61249-2-21 definition



RoHS
COMPLIANT
HALOGEN
FREE

QUICK REFERENCE DATA	
PARAMETER	VALUE
Resistance value at 25 °C	1.0 kΩ to 350 kΩ
Tolerance on R_{25} - value	± 1 %, ± 2 %, ± 3 %, ± 5 %, ± 10 %
$B_{25/75}$ value	3181K to 4247K
Tolerance on $B_{25/85}$ - value	± 3 %
Operating temperature range at zero power (intermittent)	- 40 °C to + 125 °C (150 °C)

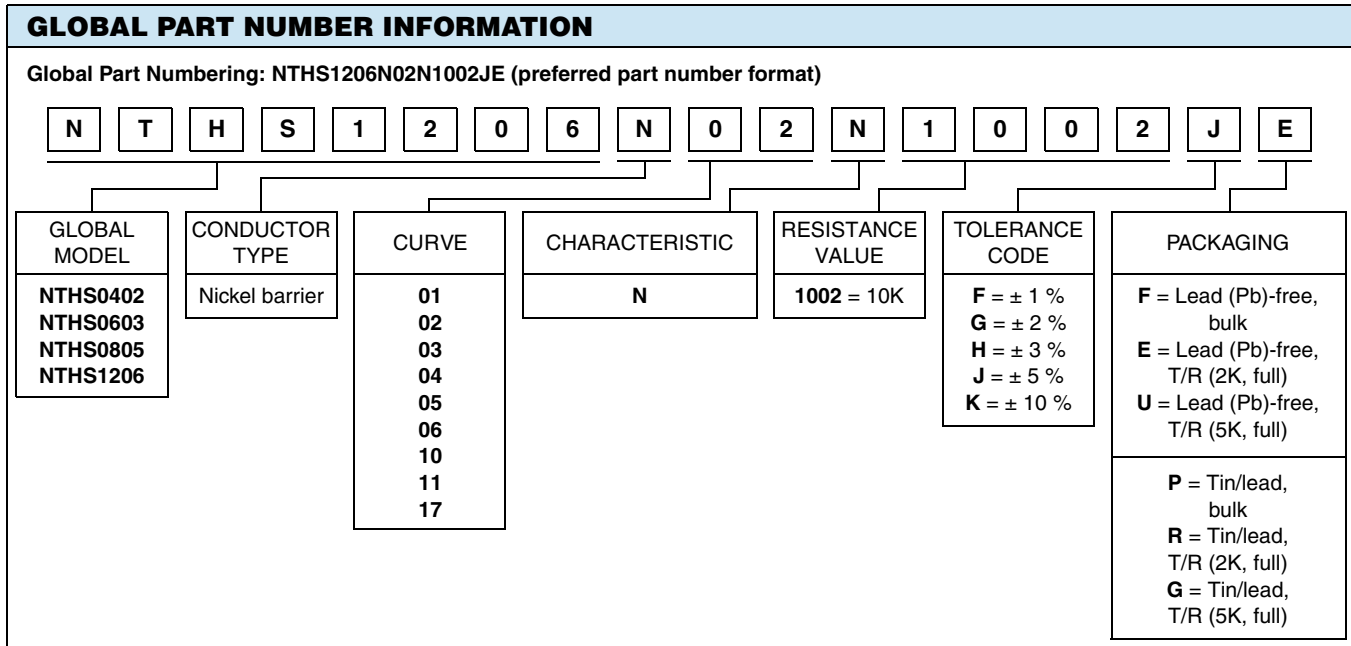
APPLICATIONS

- Temperature sensing, protection and compensation in automotive, industrial, telecom and consumer applications. Examples are:
 - Battery chargers
 - Power suppliers
 - Office equipment
 - LCD compensation
 - In-car entertainment

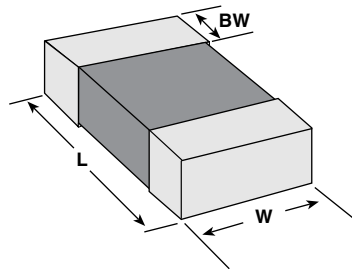
NTHS PRODUCT DATA AND R_{25} RESISTANCE RANGE AVAILABILITY							
CURVE	$B_{25/75}$ (K)	TCR (%/K)	NTHS0402 (kΩ)	NTHS0603 (kΩ)	NTHS0805 (kΩ)	NTHS1206 (kΩ)	$R_{25} \pm$ TOL. AVAILABILITY
3	3181	- 3.70	-	1 to 2	1 to 1.5	1 to 2	5, 10
6	3254	- 3.60	-	2.5 to 4.7	2 to 3.3	2.7 to 3.5	5, 10
2	3477	- 3.83	10 to 12	6.8 to 12	4.7 to 10	6 to 10	3, 5, 10
10	3500	- 3.90	18 to 25	12 to 20	6 to 12	10 to 20	3, 5, 10
11	3700	- 4.00	30 to 34	22 to 32	15 to 30	20 to 33	3, 5, 10
5	3890	- 4.30	47 to 50	38 to 57	35 to 50	30 to 44	3, 5, 10
1	3964	- 4.40	68 to 100	50 to 100	33 to 78	38 to 100	1, 2, 3, 5, 10
17	4064	- 4.54	250	150 to 220	100 to 200	100 to 220	3, 5, 10
4	4247	- 4.68	350	250 to 350	200 to 300	200 to 330	3, 5, 10
Maximum dissipation at 25 °C in mW			80	125	210	280	
Dissipation factor in mW/K			2.0	3.0	3.5	4.0	

Note

- Typical resistance vs. temperature conversion data can be found at www.vishay.com/doc?33011



DIMENSIONS in inches (millimeters)



PART NUMBER	L	W	BW
NTHS0402	0.040 ± 0.004 (1.016 ± 0.102)	0.022 ± 0.006 (0.5 ± 0.051)	0.010 ± 0.004 (0.25 ± 0.102)
NTHS0603	0.063 ± 0.008 (1.6 ± 0.20)	0.031 ± 0.008 (0.80 ± 0.20)	0.010 ± 0.006 (0.25 ± 0.15)
NTHS0805	0.079 ± 0.008 (2.00 ± 0.20)	0.049 ± 0.008 (1.25 ± 0.20)	0.012 ± 0.006 (0.30 ± 0.15)
NTHS1206	0.126 ± 0.008 (3.20 ± 0.20)	0.063 ± 0.008 (1.60 ± 0.20)	0.018 ± 0.008 (0.46 ± 0.20)

Note

- Thickness of the part is depending on size and resistance value. Please consult the factory for more information on individual types at thermistor1@vishay.com



Disclaimer

ALL PRODUCT, PRODUCT SPECIFICATIONS AND DATA ARE SUBJECT TO CHANGE WITHOUT NOTICE TO IMPROVE RELIABILITY, FUNCTION OR DESIGN OR OTHERWISE.

Vishay Intertechnology, Inc., its affiliates, agents, and employees, and all persons acting on its or their behalf (collectively, "Vishay"), disclaim any and all liability for any errors, inaccuracies or incompleteness contained in any datasheet or in any other disclosure relating to any product.

Vishay makes no warranty, representation or guarantee regarding the suitability of the products for any particular purpose or the continuing production of any product. To the maximum extent permitted by applicable law, Vishay disclaims (i) any and all liability arising out of the application or use of any product, (ii) any and all liability, including without limitation special, consequential or incidental damages, and (iii) any and all implied warranties, including warranties of fitness for particular purpose, non-infringement and merchantability.

Statements regarding the suitability of products for certain types of applications are based on Vishay's knowledge of typical requirements that are often placed on Vishay products in generic applications. Such statements are not binding statements about the suitability of products for a particular application. It is the customer's responsibility to validate that a particular product with the properties described in the product specification is suitable for use in a particular application. Parameters provided in datasheets and/or specifications may vary in different applications and performance may vary over time. All operating parameters, including typical parameters, must be validated for each customer application by the customer's technical experts. Product specifications do not expand or otherwise modify Vishay's terms and conditions of purchase, including but not limited to the warranty expressed therein.

Except as expressly indicated in writing, Vishay products are not designed for use in medical, life-saving, or life-sustaining applications or for any other application in which the failure of the Vishay product could result in personal injury or death. Customers using or selling Vishay products not expressly indicated for use in such applications do so at their own risk and agree to fully indemnify and hold Vishay and its distributors harmless from and against any and all claims, liabilities, expenses and damages arising or resulting in connection with such use or sale, including attorneys fees, even if such claim alleges that Vishay or its distributor was negligent regarding the design or manufacture of the part. Please contact authorized Vishay personnel to obtain written terms and conditions regarding products designed for such applications.

No license, express or implied, by estoppel or otherwise, to any intellectual property rights is granted by this document or by any conduct of Vishay. Product names and markings noted herein may be trademarks of their respective owners.