




Surface Mount Thermistors

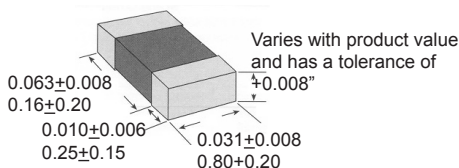
NTHS Series Specifications



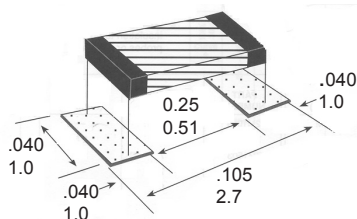
Part Number Determination

NTHS-0603N01N1003JR						
NTHS	0603	N	01N	1003	J	R
SERIES	SIZE	CONDUCTOR TYPE	CURVE NUMBER	RESISTANCE	TOLERANCE	PACKAGING
NTC Thermistor	0603 0805 1206 1012	J=Platinum/Pallidum/Silver N=Nickel Barrier	01N =25K-100K 02N=3K-13K 03N=500-2K 04N=200K=400K 17N=100.1K=200K	3 Significant digits +1 multiplier	J=±5% K=±10%	R=Tape & Reel

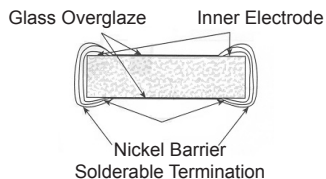
Dimensions in/mm



Land Pattern (in/mm)



Construction



Typical RTC Characteristics

Curve	1	2	3	4	17
NTC %/oC +25oC	-4.4	-3.83	-3.5	-4.68	-4.54
Beta +25oC/+75oC	3964	3477	3181	4247	4064

**Engineering Design Kits Available
See Garrett Kit Catalog**



800 767 0081

fax: 805 922 3643

web: www.garrettelec.com

email: sales@garrettelec.com