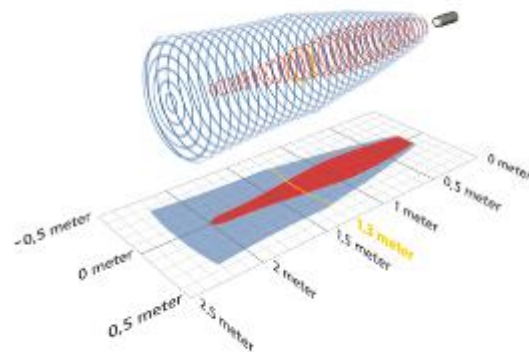
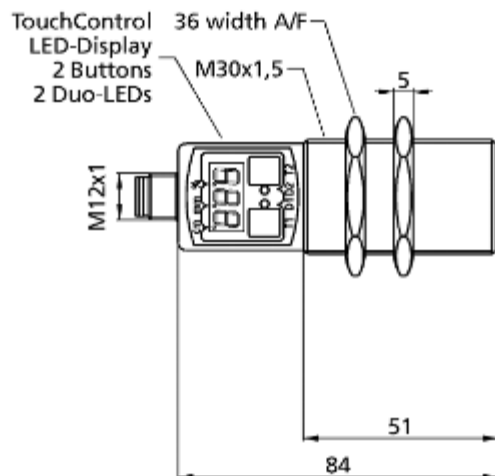


## mic+130/IU/TC

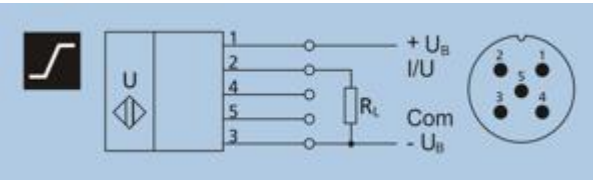
€ mark for sensor comparison

housing    detection zone



1 x analogue 4-20 mA + 0-10 V, 2,000 mm

operating range	200 - 1,300 mm
design	cylindrical M30
operating mode	analogue distance measurements
<b>ultrasonic -specific</b>	
means of measurement	echo propagation time
transducer frequency	200 kHz
blind zone	200 mm
operating range	1,300 mm
maximum range	2,000 mm
angle of beam spread	please see graphics detection zone
resolution/sampling rate	0.18 mm
reproducibility	± 0.15 %
accuracy	≤ 2 % (temperature drift internal compensation)
<b>electrical data</b>	
operating voltage $U_B$	9 - 30 V d.c., reverse polarity protection
voltage ripple	± 10 %
no-load current consumption	≤ 80 mA
type of connection	5-pin M12 initiator plug
<b>outputs</b>	
output 1	analogue output current: 4-20 mA / voltage: 0-10 V (at $U_B \geq 15$ V), short-circuit-

	proof switchable rising/falling
response time	110 ms
delay prior to availability	< 300 ms
<b>inputs</b>	
input 1	com input synchronisation input
<b>housing</b>	
material	brass sleeve, nickel-plated, plastic parts, PBT, TPU
ultrasonic transducer	polyurethane foam, epoxy resin with glass contents
class of protection to EN 60529	IP 67
operating temperature	-25°C to +70°C
storage temperature	-40°C to +85°C
weight	110 g
further versions	stainless steel cable connection (on request)
further versions	<a href="#">mic+130/IU/TC/E</a>
<b>technical features/characteristics</b>	
temperature compensation	yes
controls	2 pushbuttons + LED display (TouchControl)
scope for settings	Teach-in TouchControl LCA-2 with LinkCopy or LinkControl software
synchronization	yes
multiplex	yes
indicators	3-digit LED display, 2 x three-colour LED
particularities	display
<b>documentation &amp; accessories</b>	
user's manual	<a href="#">BA_ENG_mic+xxxIU.pdf</a>
STEP	<a href="#">mic+130_XX_TC_STP.zip</a>
IGS	<a href="#">mic+130_XX_TC_IGS.zip</a>
IPT	<a href="#">mic+130_XX_TC_IPT.zip</a>
PDF	<a href="#">mic+130_XX_TC_PDF.zip</a>
SAT	<a href="#">mic+130_XX_TC_SAT.zip</a>
deployable accessory	<a href="#">KST5A-2/M12</a> <a href="#">KST5A-5/M12</a> <a href="#">KST5G-2/M12</a> <a href="#">KST5G-5/M12</a> <a href="#">BF-30</a> <a href="#">UF-90/M30</a> <a href="#">LCA-2</a> <a href="#">LCA-2 Koffer</a> <a href="#">SyncBox1</a>
pin assignment	
order no.	<b>mic+130/IU/TC</b>