


File E61760(N)

## 59140 Mini Flange Mount Features and Benefits



59140 Sensor

### Features

- 2 part magnetically operated proximity sensor
- Compact size requires only 3.2cm<sup>2</sup> board space
- Case design allows screw down or adhesive mounting
- Customer defined sensitivity
- Choice of cable length and connector

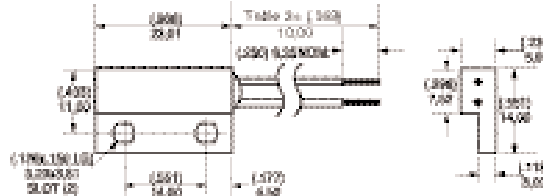
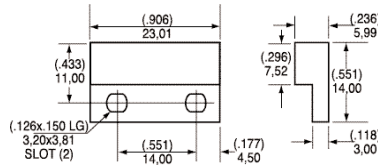
### Benefits

- No standby power requirement
- Operates through non-ferrous materials such as wood, plastic or aluminium
- Hermetically sealed, magnetically operated contacts continue to operate long after optical and other technologies fail due to contamination

### Applications

- Position and limit sensing
- Security system switch
- Linear actuators
- Door switch

## DIMENSIONS (in) mm



TERMINATION	Part No.
Tinned leads	1-A-1
Crimped terminals	2
6.35mm fastons	3
AMP MTE 2.54mm pitch	4
JST XHP 2.5mm pitch	5

## CUSTOMER OPTIONS - Switching Specifications

TABLE 1			Normally Open	Normally Open High Voltage	Change Over	Normally Closed
Contact Type			1	2	3	4
Switch Type	Power	Watt - max.	10	10	5	5
Voltage	Switching	Vdc - max.	200	300	175	175
	Breakdown	Vdc - min.	250	450	200	200
Current	Switching	A - max.	0.5	0.5	0.25	0.25
	Carry	A - max.	1.2	1.5	1.5	1.5
Resistance	Contact, Initial	Ω - max.	0.2	0.2	0.2	0.2
	Insulation	Ω - min.	10 <sup>10</sup>	10 <sup>10</sup>	10 <sup>10</sup>	10 <sup>10</sup>
Capacitance	Contact	pF - typ.	0.3	0.2	0.3	0.3
Temperature	Operating	°C	-40 to +105	-20 to +105	-40 to +105	-40 to +105
	Storage	°C	-65 to +105	-65 to +105	-65 to +105	-65 to +105
Time	Operate	ms - max.	1.0	1.0	3.0	3.0
	Release	ms - max.	1.0	1.0	3.0	3.0
Shock	11ms 1/2 sine	G - max.	100	100	50	50
Vibration	50-2000 Hz	G - max.	30	30	30	30

## CUSTOMER OPTIONS - Sensitivity, Cable Length and Termination Specification

TABLE 2		Sensitivity Options:-			
Activate Distances are approximate using Hamlin 57140 actuator as illustrated Switch AT before modification					
Select Option	S	T	U	V	
Switch Type	Pull In AT Range	Activate Distance d (in) mm	Pull In AT Range	Activate Distance d (in) mm	
1 Normally Open	12-18	(.453)	17-23	(.374)	
2 High Voltage		11.5	9.5	22-28	
3 Change Over	15-20	(.413)	(.354)	25-30	
4 Normally Closed	10.5		9.0	7.5	

TABLE 3	
Cable Type:- 24 AWG 7/32 PVC 105°C UL1430/UL1569	
Standard Lengths	
SELECT OPTION	CABLE LENGTH (in) mm
01	(3,94) 100
02	(11,81) 300
03	(19,69) 500
04	(29,53) 750
05	(39,37) 1000

TABLE 4	
Termination Options:-	
SELECT OPTION	DESCRIPTION (2 WIRE VERSIONS ILLUSTRATED)
A	Tinned leads
B	Crimped terminals
C	6.35mm fastons
D	AMP MTE 2.54mm pitch
E	JST XHP 2.5mm pitch

## ORDERING INFORMATION

59140 - X - X - XX - X

Series 59140

Switch Type

Sensitivity

Cable Length

Termination

Table 1

Table 2

Table 3

Table 4

Hamlin USA Tel: +1 920 648 3000 • Fax: +1 920 648 3001 • Email: sales.us@hamlin.com  
 Hamlin UK Tel: +44 (0)1379 649700 • Fax: +44 (0)1379 649702 • Email: sales.uk@hamlin.com  
 Hamlin Germany Tel: +49 (0) 6181 953660 • Fax: +49 (0) 6181 953666 • Email: sales.de@hamlin.com  
 Hamcrest France Tel: +33 (0) 1 4687 0202 • Fax: +33 (0) 1 4686 6786 • Email: sales.fr@hamlin.com

ISSUE No: 4 DATE: 1/5/3

DETAILS PROVIDED ON THIS DATA SHEET ARE PROVIDED FOR INFORMATION PURPOSES ONLY AND SHOULD NOT BE RELIED UPON AS BEING ACCURATE FOR ANY PARTICULAR PURPOSE. Product performance may be affected by the application to which the product is put. Upon request, HAMLIN will assist purchasers by providing information specific to any particular application. HAMLIN disclaims any and all liability whatsoever for any purchaser's reliance upon the information contained on this data sheet without further consultation with authorised representatives of HAMLIN.