


File E61760(N) 59085 Vane Sensor Features and Benefits



Features

- Sensor and magnet contained in single housing
- Sensor operates when ferrous vane passes through slot
- Normally open, normally closed or change over options
- Flying leads

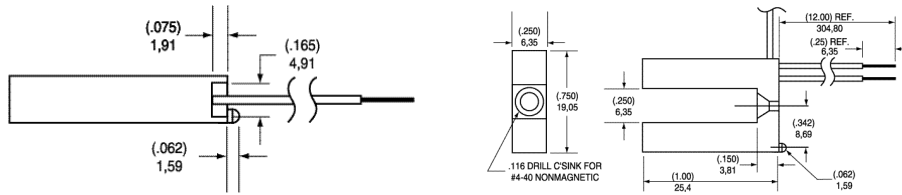
Benefits

- Quick and reliable single screw mounting with location feature
- No standby power requirement
- Hermetically sealed, magnetically operated contacts continue to operate long after optical and other technologies fail due to contamination

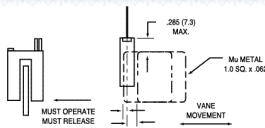
Applications

- Position and limit sensing
- Security system switch
- Linear actuators
- Industrial process control
- Shaft rotation sensing

DIMENSIONS



Recommended Activating Positions:



Sensors		Actuator	Sensor		
Must Actuate	Must Release				
.100 (2,54)	.250 (6,35)	Note I	59085-040	59085-030	59085-010

Electrical Specifications and Operating Characteristics			Form B SPST-NC Standard	Form C SPDT-CO Standard	Form A SPST-NO Standard
Contact Type					
Contact Rating		Watt - max.	10	5	5
Voltage	Switching	Vdc - max.	200	175	175
	Breakdown	Vdc - min.	250	200	200
Current	Switching	A - max.	0.5	0.25	0.25
	Carry	A - max.	1.2	1.5	1.5
Resistance	Contact, Initial	- max.	0.2	0.2	0.2
	Insulation	- min.	10 ⁹	10 ⁹	10 ⁹
Capacitance	Contact	p F - typ.	0.3	0.3	0.3
Temperature	Operating	°C	-40 to + 105	-40 to + 105	-40 to + 105
	Storage	°C	-65 to + 105	-65 to + 105	-65 to + 105
Time	Operate	ms - typ.	1.0	1.0	1.0
	Release	ms - typ.	1.0	1.0	1.0
Shock	11ms 1/2 sine	G - max.	100	50	50
Vibration	50-2000 Hz	G - max.	30	330	30

- Notes:
1. **59085** contains both sensor and magnet. Activation is obtained by inserting an annealed ferrous vane between them. Operate and release positions depend on size and thickness of the vane.
 2. Flying Leads are 24 AWG 7/32 PVC, 105 deg. C., UL 1569. Leads are stripped .250 (6,35), untinned.
 3. Underwriters Laboratories recognition. For details on electrical specifications, contact BREED Electronics

INFORMATION PROVIDED ON THIS DATA SHEET IS PROVIDED FOR INFORMATION PURPOSES ONLY AND SHOULD NOT BE RELIED UPON AS BEING ACCURATE FOR ANY PARTICULAR PURPOSE. Product performance may be affected by the application to which the product is put. Upon request, HAMLIN will assist purchasers by providing information specific to any particular application. HAMLIN disclaims any and all liability whatsoever for any purchaser's reliance upon the information contained on this data sheet without further consultation with authorised representatives of HAMLIN.

Breed Electronics USA Tel: 001 920 648 3000 • Fax: 001 920 648 3001 • Email: sales@hamlin.com
Breed Electronics UK Tel: +44 (0)1379 649700 • Fax: +44 (0)1379 649702 • Email: uksales@breedtech.com
Breed Electronics Germany Tel: +49 (0) 6181 953660 • Fax: +49 (0) 6181 953666 • Email: hamlin-electronics.de@breedtech.com
Breed Electronics France Tel: +33 1 46 87 02 02 • Fax: +33 1 46 86 67 86 • Email: hamectrol@hamectrol.fr